

**\*TM 1-1520-238-23P-2**

---

**TECHNICAL MANUAL**

**AVIATION UNIT AND INTERMEDIATE MAINTENANCE  
REPAIR PARTS AND SPECIAL TOOLS LIST**

**FOR**

**HELICOPTER, ATTACK,  
AH-64A APACHE  
(NSN 1520-01-106-9519)**

**DISTRIBUTION STATEMENT A:** Approved for public release; distribution is unlimited.

\*This manual together with TM 1-1520-238-23P-1, TM 1-1520-238-23P-3, TM 1-1520-238-23P-4, and TM 1-1520-238-23P-5, supersedes TM 55-1520-238-23P-1, TM 55-1520-238-23P-2, TM 55-1520-238-23P-3, TM 55-1520-238-23P-4 and TM 55-1520-238-23P-5, dated 24 October 1994, including all changes.

---

**HEADQUARTERS, DEPARTMENT OF THE ARMY  
28 May 1996**



CHANGE }  
NO. 7 }

HEADQUARTERS  
DEPARTMENT OF THE ARMY  
WASHINGTON, D.C., 23 April 2004

Aviation Unit and Intermediate Maintenance  
Repair Parts and Special Tools List  
For  
HELICOPTER, ATTACK, AH-64A APACHE  
(NSN 1520-01-106-9519)

DISTRIBUTION STATEMENT A: Approved for public release; distribution is unlimited.

TM 1-1520-238-23P-2, 28 May 1996, is changed as follows:

1. Remove and insert pages as indicated below. New or changed text material is indicated by a vertical bar in the margin. An illustration change is indicated by a pointing hand.

Remove pages

A through G/(H Blank)  
i through xxiii/(xxiv Blank)  
299-1 through Fig. 301  
315-1 through Fig. 317  
323-1 through 337-2  
338-1 and 338-2  
343-1 and Fig. 344  
346-1 and 346-2  
347-1 and 347-2  
348-1 through 351-2  
352-1 through 354-2  
355-1 through Fig. 358  
490-1 through 491-2

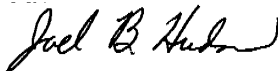
Insert pages

A through G/(H Blank)  
i through xxiii/(xxiv Blank)  
299-1 through Fig. 301  
315-1 through Fig. 317  
323-1 through 337-2  
338-1 and 338-2  
343-1 and Fig. 344  
346-1 and 346-2  
347-1 and 347-2  
348-1 through 351-2  
352-1 through 354-2  
355-1 through Fig. 358  
490-1 through 491-2

2. Retain this sheet in front of manual for reference purposes.

By Order of the Secretary of the Army:

Official:



**JOEL B. HUDSON**

*Administrative Assistant to the  
Secretary of the Army*

0405506

**PETER J. SCHOOMAKER**  
*General, United States Army  
Chief of Staff*

**DISTRIBUTION:**

To be distributed in accordance with Initial Distribution Number (IDN) 311318, requirements for TM 1-1520-238-23P-2.



CHANGE }  
NO. 6 }

HEADQUARTERS  
DEPARTMENT OF THE ARMY  
WASHINGTON, D.C., 21 June 2002

Aviation Unit and Intermediate Maintenance  
Repair Parts and Special Tools List  
For  
HELICOPTER, ATTACK, AH-64A APACHE  
(NSN 1520-01-106-9519)

DISTRIBUTION STATEMENT A: Approved for public release; distribution is unlimited.

TM 1-1520-238-23P-2, 28 May 1996, is changed as follows:

1. Remove and insert pages as indicated below. New or changed text material is indicated by a vertical bar in the margin. An illustration change is indicated by a pointing hand.

Remove pages

A through G/(H blank)  
i and ii  
xxiii/(xxiv blank)  
Blank/Fig. 298 through 314-2  
315-1 through Fig. 322  
323-1 through 337-2  
338-1 through Fig. 342  
343-1 through 346-2  
347-1 through Fig. 349  
350-1 through 352-2  
353-1 through 354-2  
355-1 through Fig. 384  
385-1 through Fig. 398  
399-1 through Fig. 404A  
405-1 through Fig. 408  
409-1 through Fig. 415  
Blank/Fig. 419 through Fig. 424  
426-1 through 433-2  
434-1 through 441-2  
442-1 through 448-2  
450-1 through Fig. 456  
457-1 through 458-2  
459-1 and 459-2  
460-1 through 467-2  
468-1 through 469-2  
470-1 through Fig. 482  
483-1 through 485-2  
486-1 through 487-2  
488-1 and 488-2  
488A-1 through 491-2  
492-1 through 511-2  
512-1 through 514-2  
515-1 through 516-2  
517-1 through Fig. 519  
520-1 through 524-2  
525-1 and 525-2  
526-1 through 530-2  
533-1 through 535-2

Insert pages

A through G/(H blank)  
i and ii  
xxiii/(xxiv blank)  
Blank/Fig. 298 through Fig. 314-2  
315-1 through Fig. 322  
323-1 through 337-2  
338-1 through Fig. 342  
343-1 through 346-2  
347-1 through Fig. 349  
350-1 through 352-2  
353-1 through 354-2  
355-1 through Fig. 384  
385-1 through Fig. 398  
399-1 through Fig. 404A  
405-1 through Fig. 408  
409-1 through Fig. 415  
Blank/Fig. 419 through Fig. 424  
426-1 through 433-2  
434-1 through 441-2  
442-1 through 448-2  
450-1 through Fig. 456  
457-1 through 458-2  
459-1 and 459-2  
460-1 through 467-2  
468-1 through 469-2  
470-1 through Fig. 482  
483-1 through 485-2  
486-1 through 487-2  
488-1 and 488-2  
488A-1 through 491-2  
492-1 through 511-2  
512-1 through 514-2  
515-1 through 516-2  
517-1 through Fig. 519  
520-1 through 524-2  
525-1 and 525-2  
526-1 through 530-2  
533-1 through 535-2

Remove pages

536-1 through Fig. 553  
554A-1 through Fig. 554D

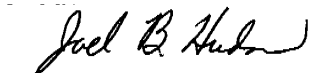
Insert pages

536-1 through Fig. 553  
554A-1 through Fig. 554D

2. Retain this sheet in front of manual for reference purposes.

By Order of the Secretary of the Army:

Official:



**JOEL B. HUDSON**  
*Administrative Assistant to the  
Secretary of the Army*

0211304

**ERIC K. SHINSEKI**  
*General, United States Army  
Chief of Staff*

By Order of the Secretary of the Army:

**DISTRIBUTION:**

To be distributed in accordance with Initial Distribution Number (IDN) 311318, requirements for TM 1-1520-238-23P-2.

CHANGE }  
NO. 5 }

HEADQUARTERS  
DEPARTMENT OF THE ARMY  
WASHINGTON, D.C., 25 May 2001

**Aviation Unit and Intermediate Maintenance  
Repair Parts and Special Tools List  
For  
HELICOPTER, ATTACK, AH-64A APACHE  
(NSN 1520-01-106-9519)**

DISTRIBUTION STATEMENT A: Approved for public release; distribution is unlimited.

TM 1-1520-238-23P-2, 28 May 1996, is changed as follows:

1. Remove and insert pages as indicated below. New or changed material is indicated by a vertical bar in the margin. An illustration change is indicated by a miniature pointing hand.

Remove pages

A through G/(H blank)  
i and ii  
299-1 and Fig. 300  
301-1 and Fig. 302  
306-1 and Fig. 307  
308-1 and Fig. 309  
312-1 and Fig. 313  
314-1 and 314-2  
318-1 and Fig. 319  
323-1 through Fig. 325  
328-1 through Fig. 331  
332-1 through Fig. 334  
337-1 and 337-2  
338-1 and 338-2  
346-1 and 346-2  
347-1 and Fig. 348  
351-1 and 351-2  
354-1 and 354-2  
355-1 and 355-2  
359-1 through Fig. 361  
363-1 through Fig. 366  
371-1 through Fig. 373  
374-1 through Fig. 376  
377-1 and Fig. 378  
382-1 and Fig. 383  
393-1 and Fig. 394  
395-1 through Fig. 400  
401-1 and Fig. 402  
403-1 and Fig. 404  
411-1 and Fig. 412  
430-1 and Fig. 431  
433-1 and 433-2  
434-1 through Fig. 440  
441-1 and 441-2  
442-1 and Fig. 443  
444-1 and Fig. 445  
446-1 through 447-2

Insert pages

A through G/(H blank)  
i and ii  
299-1 and Fig. 300  
301-1 and Fig. 302  
306-1 and Fig. 307  
308-1 and Fig. 309  
312-1 and Fig. 313  
314-1 and 314-2  
318-1 and Fig. 319  
323-1 through Fig. 325  
328-1 through Fig. 331  
332-1 through Fig. 334  
337-1 and 337-2  
338-1 and 338-2  
346-1 and 346-2  
347-1 and Fig. 348  
351-1 and 351-2  
354-1 and 354-2  
355-1 and 355-2  
359-1 through Fig. 361  
363-1 through Fig. 366  
371-1 through Fig. 373  
374-1 through Fig. 376  
377-1 and Fig. 378  
382-1 and Fig. 383  
393-1 and Fig. 394  
395-1 through Fig. 400  
401-1 and Fig. 402  
403-1 and Fig. 404  
411-1 and Fig. 412  
430-1 and Fig. 431  
433-1 and 433-2  
434-1 through Fig. 440  
441-1 and 441-2  
442-1 and Fig. 443  
444-1 and Fig. 445  
446-1 through 447-2

Remove pages

448-1 and 448-2  
454-1 and Fig. 455  
456-1 and Fig. 457  
461-1 and 461-2  
462-1 through 465-2  
466-1 through 467-2  
468-1 through 469-2  
474-1 through 476-2  
477-1 through 479-2  
480-1 through Fig. 482  
487-1 and 487-2  
488-1 and 488-2  
489-1 and Fig. 490  
493-1 and Fig. 494  
495-1 through Fig. 497  
498-1 and Fig. 499  
500-1 through Fig. 502  
503-1 and Fig. 504  
508-1 and 508-2  
509-1 and Fig. 510  
512-1 and Fig. 513  
515-1 and 515-2  
516-1 and 516-2  
517-1 through Fig. 519  
521-1 through Fig. 523  
530-1 and 530-2  
536-1 and Fig. 537  
543-1 through Fig. 546  
548-1 and 548-2  
549-1 through 550-2  
551-1 and 551-2  
554D-1 and Fig. 554E  
554F-1 and Fig. 554G

Insert pages

448-1 and 448-2  
454-1 and Fig. 455  
456-1 and Fig. 457  
461-1 and 461-2  
462-1 through 465-2  
466-1 through 467-2  
468-1 through 469-2  
474-1 through 476-2  
477-1 through 479-2  
480-1 through Fig. 482  
487-1 and 487-2  
488-1 and 488-2  
489-1 and Fig. 490  
493-1 and Fig. 494  
495-1 through Fig. 497  
498-1 and Fig. 499  
500-1 through Fig. 502  
503-1 and Fig. 504  
508-1 and 508-2  
509-1 and Fig. 510  
512-1 and Fig. 513  
515-1 and 515-2  
516-1 and 516-2  
517-1 through Fig. 519  
521-1 through Fig. 523  
530-1 and 530-2  
536-1 and Fig. 537  
543-1 through Fig. 546  
548-1 and 548-2  
549-1 through 550-2  
551-1 and 551-2  
554D-1 and Fig. 554E  
554F-1 and Fig. 554G

2. Retain this sheet in front of manual for reference purposes.

By Order of the Secretary of the Army:

Official:



JOEL B. HUDSON

*Administrative Assistant to the  
Secretary of the Army*

011701

ERIC K. SHINSEKI  
*General, United States Army  
Chief of Staff*

**DISTRIBUTION:** To be distributed in accordance with Initial Distribution Number (IDN) 311318, requirements for TM 1-1520-238-23P-2.



CHANGE }  
NO. 4 }

HEADQUARTERS  
DEPARTMENT OF THE ARMY  
WASHINGTON, D.C., 16 February 2000

Aviation Unit and Intermediate Maintenance  
Repair Parts and Special Tools List  
For  
HELICOPTER, ATTACK, AH-64A APACHE  
(NSN 1520-01-106-9519)

DISTRIBUTION STATEMENT A: Approved for public release; distribution is unlimited.

TM 1-1520-238-23P-2, 28 May 1996, is changed as follows:

1. Remove and insert pages as indicated below. New or changed text material is indicated by a vertical bar in the margin. An illustration change is indicated by a pointing hand.

Remove pages	Insert pages
-----	A through G/(H blank)
v through xxiii/(xxiv blank)	v through xxiii/(xxiv blank)
300-1 through Fig. 304	300-1 through Fig. 304
306-1 and Fig. 307	306-1 and Fig. 307
308-1 and 308-2	308-1 and 308-2
312-1 through 313-2	312-1 through 313-2
314-1 and 314-2	314-1 and 314-2
316-1 and Fig. 317	316-1 and Fig. 317
318-1 through Fig. 336	318-1 through Fig. 336
337-1 and 337-2	337-1 and 337-2
338-1 and 338-2	338-1 and 338-2
340-1 through Fig. 342	340-1 through Fig. 342
343-1 through 346-2	343-1 through 346-2
347-1 through Fig. 350	347-1 through Fig. 350
351-1 and 351-2	351-1 and 351-2
353-1 through 354-2	353-1 through 354-2
355-1 and 355-2	355-1 and 355-2
356-1 and Fig. 357	356-1 and Fig. 357
358-1 through Fig. 360	358-1 through Fig. 360
361-1 through Fig. 363	361-1 through Fig. 363
364-1 through Fig. 366	364-1 through Fig. 366
368-1 and Fig. 369	368-1 and Fig. 369
373-1 through Fig. 375	373-1 through Fig. 375
376-1 and Fig. 377	376-1 and Fig. 377
378-1 through Fig. 381	378-1 through Fig. 381
382-1 through Fig. 384	382-1 through Fig. 384
385-1 through Fig. 387	385-1 through Fig. 387
388-1 through Fig. 391	388-1 through Fig. 391
392-1 and Fig. 393	392-1 and Fig. 393
394-1 and Fig. 395	394-1 and Fig. 395
396-1 and Fig. 397	396-1 and Fig. 397
398-1 and Fig. 399	398-1 and Fig. 399
400-1 through Fig. 403	400-1 through Fig. 403
404-1 through 405-2	404-1 through 405-2
406-1 and Fig. 407	406-1 and Fig. 407
411-1 and Fig. 412	411-1 and Fig. 412
414-1 and Fig. 415	414-1 and Fig. 415
416-1 and Fig. 417	416-1 and Fig. 417
419-1 through 422-2	419-1 through 422-2
427-1 through Fig. 431	427-1 through Fig. 431
432-1 through 433-2	432-1 through 433-2

Remove pages

434-1 through Fig. 440  
 441-1 and 441-2  
 442-1 through 447-2  
 448-1 and 448-2  
 450-1 through Fig. 452  
 454-1 and Fig. 455  
 456-1 and Fig. 457  
 459-1 and 459-2  
 460-1 and 460-2  
 461-1 and 461-2  
 462-1 through 465-2  
 466-1 through 467-2  
 468-1 through 469-2  
 471-1 through 476-2  
 477-1 through 479-2  
 480-1 through Fig. 482  
 483-1 through 485-2  
 488-1 and 488-2  
 488A-1 through Fig. 491  
 493-1 and Fig. 494  
 495-1 through Fig. 500  
 501-1 and Fig. 502  
 503-1 through Fig. 506  
 507-1 through 508-2  
 509-1 through 511-2  
 513-1 and Fig. 514  
 515-1 and 515-2  
 517-1 through Fig. 519  
 520-1 through Fig. 522  
 527-1 through 530-2  
 533-1 and Fig. 534  
 536-1 through 542-2  
 543-1 through Fig. 546  
 547-1 through 548-2  
 549-1 through 550-2  
 551-1 and 551-2  
 552-1 and Fig. 553  
 554A-1 through Fig. 554B  
 554C-1 through 554L-1/ blank

Insert pages

434-1 through Fig. 440  
 441-1 and 441-2  
 442-1 through 447-2  
 448-1 and 448-2  
 450-1 through Fig. 452  
 454-1 and Fig. 455  
 456-1 and Fig. 457  
 459-1 and 459-2  
 460-1 and 460-2  
 461-1 and 461-2  
 462-1 through 465-2  
 466-1 through 467-2  
 468-1 through 469-2  
 471-1 through 476-2  
 477-1 through 479-2  
 480-1 through Fig. 482  
 483-1 through 485-2  
 488-1 and 488-2  
 488A-1 through Fig. 491  
 493-1 and Fig. 494  
 495-1 through Fig. 500  
 501-1 and Fig. 502  
 503-1 through Fig. 506  
 507-1 through 508-2  
 509-1 through 511-2  
 513-1 and Fig. 514  
 515-1 and 515-2  
 517-1 through Fig. 519  
 520-1 through Fig. 522  
 527-1 through 530-2  
 533-1 and Fig. 534  
 536-1 through 542-2  
 543-1 through Fig. 546  
 547-1 through 548-2  
 549-1 through 550-2  
 551-1 and 551-2  
 552-1 and Fig. 553  
 554A-1 through Fig. 554B  
 554C-1 through 554L-1/ blank

2. Retain these sheets in front of manual for reference purposes.

By Order of the Secretary of the Army:

Official:



JOEL B. HUDSON

*Administrative Assistant to the  
Secretary of the Army*

9935005

ERIC K. SHINSEKI  
*General, United States Army  
Chief of Staff*

**DISTRIBUTION:**

To be distributed in accordance with Initial Distribution Number (IDN) 311318, requirements for TM 1-1520-238-23P-2.



CHANGE }  
NO. 3 }

HEADQUARTERS  
DEPARTMENT OF THE ARMY  
WASHINGTON, D.C., 30 November 1998

Aviation Unit and Intermediate Maintenance  
Repair Parts and Special Tools List  
For  
HELICOPTER, ATTACK, AH-64A APACHE  
(NSN 1520-01-106-9519)

DISTRIBUTION STATEMENT A: Approved for public release; distribution is unlimited.

TM 1-1520-238-23P-2, 28 May 1996, is changed as follows:

1. The supersession notice has been changed to read, as shown on the i page.
2. Remove and insert pages as indicated below. New or changed text material is indicated by a vertical bar in the margin. An illustration change is indicated by a miniature pointing hand.

Remove pages

i-1 through xxii  
298-1 through 313-2  
314-1 and 314-2  
315-1 through Fig. 317  
318-1 through Fig. 336  
337-1 and 337-2  
338-1 and 338-2  
339-1 through 346-2  
347-1 and 351-2  
353-1 through 354-2  
355-1 and 355-2  
356-1 and Fig. 357  
359-1 and Fig. 360  
361-1 through Fig. 365  
367-1 through Fig. 371  
372-1 and Fig. 373  
375-1 and Fig. 376  
377-1 and Fig. 378  
387-1 through Fig. 392  
393-1 through Fig. 395  
396-1 and Fig. 397  
398-1 through Fig. 400  
403-1 and Fig. 404  
405-1 and 405-2  
414-1 and Fig. 415  
419-1 and Fig. 420  
422-1 and 422-2  
428-1 and Fig. 429  
430-1 through Fig. 432  
433-1 through Fig. 439  
443-1 through Fig. 445  
446-1 through 447-2  
448-1 and 448-2  
449-1 and Fig. 450  
454-1 and Fig. 455  
456-1 and Fig. 457  
458-1 and 458-2  
460-1 and 460-2  
461-1 and 461-2  
462-1 through 465-2

Insert pages

i through xxii  
298-1 through 313-2  
314-1 and 314-2  
315-1 through Fig. 317  
318-1 through Fig. 336  
337-1 and 337-2  
338-1 and 338-2  
339-1 through 346-2  
347-1 and 351-2  
353-1 through 354-2  
355-1 and 355-2  
356-1 and Fig. 357  
359-1 and Fig. 360  
361-1 through Fig. 365  
367-1 through Fig. 371  
372-1 and Fig. 373  
375-1 and Fig. 376  
377-1 and Fig. 378  
387-1 through Fig. 392  
393-1 through Fig. 395  
396-1 and Fig. 397  
398-1 through Fig. 400  
403-1 and Fig. 404  
405-1 and 405-2  
414-1 and Fig. 415  
419-1 and Fig. 420  
422-1 and 422-2  
428-1 and Fig. 429  
430-1 through Fig. 432  
433-1 through Fig. 439  
443-1 through Fig. 445  
446-1 through 447-2  
448-1 and 448-2  
449-1 and Fig. 450  
454-1 and Fig. 455  
456-1 and Fig. 457  
458-1 and 458-2  
460-1 and 460-2  
461-1 and 461-2  
462-1 through 465-2

Remove pages

466-1 through 467-2  
468-1 through 469-2  
475-1 through 476-2  
477-1 through 479-2  
480-1 through Fig. 482  
483-1 through Fig. 485  
blank/Fig. 486 through 488-2  
488A-1 through 492-2  
493-1 and Fig. 494  
496-1 through Fig. 502  
507-1 through 508-2  
509-1 through 511-2  
512-1 through 514-2  
515-1 through 516-2  
517-1 through Fig. 521  
522-1 through 524-2  
525-1 through Fig. 527  
529-1 through 530-2  
531-1 through Fig. 533  
534-1 through 535-2  
536-1 and Fig. 537  
542-1 and 542-2  
543-1 through Fig. 546  
548-1 and 548-2  
550-1 and 550-2  
551-1 and 551-2  
554A-1 through 554C-1/blank

Insert pages

466-1 through 467-2  
468-1 through 469-2  
475-1 through 476-2  
477-1 through 479-2  
480-1 through Fig. 482  
483-1 through Fig. 485  
blank/Fig. 486 through 488-2  
488A-1 through 492-2  
493-1 and Fig. 494  
496-1 through Fig. 502  
507-1 through 508-2  
509-1 through 511-2  
512-1 through 514-2  
515-1 through 516-2  
517-1 through Fig. 521  
522-1 through 524-2  
525-1 through Fig. 527  
529-1 through 530-2  
531-1 through Fig. 533  
534-1 through 535-2  
536-1 and Fig. 537  
542-1 and 542-2  
543-1 through Fig. 546  
548-1 and 548-2  
550-1 and 550-2  
551-1 and 551-2  
554A-1 through 554C-1/ blank

3. Retain this sheet in front of manual for reference purposes.

By Order of the Secretary of the Army:

Official:



JOEL B. HUDSON

*Administrative Assistant to the  
Secretary of the Army*

05355

DENNIS J. REIMER  
*General, United States Army  
Chief of Staff*

**DISTRIBUTION:**

To be distributed in accordance with DA Form 12-31-E, block no. 3448, requirements for TM 1-1520-238-23P-2.





CHANGE }  
NO. 2 }

HEADQUARTERS  
DEPARTMENT OF THE ARMY  
WASHINGTON, D.C., 28 November 1997

Aviation Unit and Intermediate Maintenance  
Repair Parts and Special Tools List  
For  
HELICOPTER, ATTACK, AH-64A APACHE  
(NSN 1520-01-106-9519)

DISTRIBUTION STATEMENT A: Approved for public release; distribution is unlimited.

TM 1-1520-238-23P-2, 28 May 1996, is changed as follows:

1. Remove and insert pages as indicated below. New or changed text material is indicated by a vertical bar in the margin. An illustration change is indicated by a miniature pointing hand.

Remove pages	Insert pages
iii through xxii	iii through xxii
300-1 through Fig. 307	300-1 through Fig. 307
Blank/Fig. 308 through 308-2	Blank/Fig. 308 through 308-2
309-1 and Fig. 310	309-1 and Fig. 310
311-1 through 314-2	311-1 through 314-2
315-1 through Fig. 319	315-1 through Fig. 319
320-1 through Fig. 322	320-1 through Fig. 322
323-1 through 337-2	323-1 through 337-2
338-1 and 338-2	338-1 and 338-2
339-1 through Fig. 342	339-1 through Fig. 342
343-1 and Fig. 344	343-1 and Fig. 344
346-1 and 346-2	346-1 and 346-2
347-1 through Fig. 350	347-1 through Fig. 350
351-1 and 351-2	351-1 and 351-2
353-1 through 354-2	353-1 through 354-2
355-1 and 355-2	355-1 and 355-2
356-1 and Fig. 357	356-1 and Fig. 357
358-1 through Fig. 364	358-1 through Fig. 364
367-1 through Fig. 369	367-1 through Fig. 369
374-1 through Fig. 382	374-1 through Fig. 382
387-1 through Fig. 390	387-1 through Fig. 390
391-1 through Fig. 397	391-1 through Fig. 397
398-1 through Fig. 408	398-1 through Fig. 408
409-1 through Fig. 412	409-1 through Fig. 412
413-1 through Fig. 415	413-1 through Fig. 415
417-1 through 422-2	417-1 through 422-2
434-1 through Fig. 441	434-1 through Fig. 441
Blank/Fig. 442 through Fig. 450	Blank/Fig. 442 through Fig. 450
451-1 and Fig. 452	451-1 and Fig. 452
453-1 through Fig. 455	453-1 through Fig. 455
457-1 through 458-2	457-1 through 458-2
Blank/Fig. 461 through 469-2	Blank/Fig. 461 through 469-2
470-1 through 479-2	470-1 through 479-2
480-1 through Fig. 482	480-1 through Fig. 482
487-1 through Fig. 492	487-1 through Fig. 492
493-1 and Fig. 494	493-1 and Fig. 494
496-1 through Fig. 502	496-1 through Fig. 502
504-1 through 511-2	504-1 through 511-2
512-1 through 524-2	512-1 through 524-2
Blank/Fig. 526 through Fig. 528	Blank/Fig. 526 through Fig. 528
529-1 through 535-2	529-1 through 535-2

Remove pages

536-1 through Fig. 546  
548-1 and 548-2  
552-1 through 554-1/Blank

Insert pages

536-1 through Fig. 546  
548-1 and 548-2  
552-1 through 554C-1/Blank

2. Retain this sheet in front of manual for reference purposes.

By Order of the Secretary of the Army:

Official:



JOEL B. HUDSON

*Administrative Assistant to the  
Secretary of the Army*

04333

DENNIS J. REIMER  
*General, United States Army  
Chief of Staff*

**DISTRIBUTION:**

To be distributed in accordance with DA Form 12-31-E, block no. 3448, requirements for TM 1-1520-238-23P-2.



CHANGE }  
NO. 1 }

HEADQUARTERS  
DEPARTMENT OF THE ARMY  
WASHINGTON, D.C., 30 April 1997

Aviation Unit and Intermediate Maintenance  
Repair Parts and Special Tools List  
For

**HELICOPTER, ATTACK,  
AH-64A APACHE  
(NSN 1520-01-106-9519)**

DISTRIBUTION STATEMENT A: Approved for public release; distribution is unlimited.

TM 1-1520-238-23P-2, 28 May 1996, is changed as follows:

1. Remove and insert pages as indicated below. New or change text material is indicated by a vertical bar in the margin. An illustration change is indicated by a miniature pointing hand.

Remove pages

305-1 and Fig. 306  
308-1 and 308-2  
314-1 through 314-2

Insert pages

305-1 and Fig. 306  
308-1 and 308-2  
314-1 through 314-2

2. Retain this sheet in front of manual for reference purposes.

By Order of the Secretary of the Army:

Official:



JOEL B. HUDSON

*Administrative Assistant to the  
Secretary of the Army*

03417

DENNIS J. REIMER  
*General, United States Army  
Chief of Staff*

By Order of the Secretary of the Army:

**DISTRIBUTION:**

To be distributed in accordance with DA Form 12-31-E, block no. 1318, requirements for TM 1-1520-238-23P-2.



INSERT LATEST CHANGED PAGES: DESTROY SUPERSEDED PAGES.

**LIST OF EFFECTIVE PAGES**

**NOTE:** The portion of the text affected by the changes is indicated by a vertical line in the outer margins of the page. Changes to illustrations are indicated by miniature pointing hands. Changes to wiring diagrams are indicated by shaded areas.

Date of issue for original and change pages are:

Original . . . . . 0 . . . . . 28 MAY 1996	Change . . . . . 4 . . . . . 24 MARCH 1999
Change . . . . . 1 . . . . . 30 APRIL 1997	Change . . . . . 5 . . . . . 25 MAY 2001
Change . . . . . 2 . . . . . 28 NOVEMBER 1997	Change . . . . . 6 . . . . . 21 JUNE 2001
Change . . . . . 3 . . . . . 30 NOVEMBER 1998	Change . . . . . 7 . . . . . 23 APRIL 2004

**TOTAL NUMBER OF PAGES IN THIS PUBLICATION IS 677, CONSISTING OF THE FOLLOWING:**

<b>Page No.</b>	<b>*Change No.</b>	<b>Page No.</b>	<b>*Change No.</b>
Cover . . . . .	0	Fig. 304 . . . . .	0
Blank . . . . .	0	304-1 . . . . .	6
A - G . . . . .	7	Fig. 305 . . . . .	6
Blank . . . . .	0	305-1 . . . . .	6
i . . . . .	7	Fig. 306 . . . . .	6
ii . . . . .	0	306-1 . . . . .	6
iii . . . . .	2	Fig. 307 . . . . .	6
iv . . . . .	7	307-1 . . . . .	6
v . . . . .	7	307-2 . . . . .	3
vi . . . . .	7	Blank . . . . .	0
vii . . . . .	7	Fig. 308 . . . . .	6
viii . . . . .	7	308-1 . . . . .	6
ix . . . . .	7	308-2 . . . . .	6
x . . . . .	7	Blank . . . . .	0
xi . . . . .	7	Fig. 309 . . . . .	6
xii . . . . .	7	309-1 . . . . .	6
xiii . . . . .	7	Fig. 310 . . . . .	6
xiv . . . . .	7	310-1 . . . . .	6
xv . . . . .	7	Fig. 311 . . . . .	6
xvi . . . . .	7	311-1 . . . . .	6
xvii . . . . .	7	Fig. 312 . . . . .	0
xviii . . . . .	7	312-1 . . . . .	6
xix . . . . .	7	Fig. 313 . . . . .	6
xx . . . . .	7	313-1 . . . . .	6
xxi . . . . .	7	313-2 . . . . .	6
xxii . . . . .	7	Blank . . . . .	0
xxiii . . . . .	7	Fig. 314 . . . . .	6
Blank . . . . .	0	314-1 . . . . .	6
1 - 8 . . . . .	0	314-2 . . . . .	6
Fig. 298 . . . . .	6	Blank . . . . .	0
298-1 . . . . .	6	Fig. 315 . . . . .	0
Fig. 299 . . . . .	6	315-1 . . . . .	6
299-1 . . . . .	6	Fig. 316 . . . . .	7
Fig. 300 . . . . .	7	316-1 . . . . .	7
300-1 . . . . .	7	Fig. 317 . . . . .	0
300-2 . . . . .	7	317-1 . . . . .	2
Blank . . . . .	0	Fig. 318 . . . . .	6
Fig. 301 . . . . .	6	318-1 . . . . .	6
301-1 . . . . .	6	Fig. 319 . . . . .	0
Fig. 302 . . . . .	6	319-1 . . . . .	6
302-1 . . . . .	6	Fig. 320 . . . . .	6
Fig. 303 . . . . .	0	320-1 . . . . .	6
303-1 . . . . .	6	Fig. 321 . . . . .	6

\*Zero in this column indicates an original page.

INSERT LATEST CHANGED PAGES: DESTROY SUPERSEDED PAGES.

**LIST OF EFFECTIVE PAGES**

Page No.	*Change No.	Page No.	*Change No.
321-1	6	345-1	0
Fig. 322	0	Fig. 346	0
322-1	4	346-1	7
Fig. 323	0	346-2	7
323-1	7	Blank	0
Fig. 324	0	Fig. 347	0
324-1	7	347-1	7
Fig. 325	0	347-2	7
325-1	7	Blank	0
Fig. 326	6	Fig. 348	0
326-1	7	348-1	7
Fig. 327	7	Fig. 349	0
327-1	7	349-1	7
Fig. 328	6	Fig. 350	0
328-1	7	350-1	7
Fig. 329	6	Fig. 351	0
329-1	7	351-1	7
Fig. 330	0	351-2	6
330-1	7	Blank	0
Fig. 331	0	Fig. 352	6
331-1	7	352-1	7
Fig. 332	0	352-2	7
332-1	7	Blank	0
Fig. 333	0	Fig. 353	7
333-1	7	353-1	7
Fig. 334	2	Fig. 354	0
334-1	7	354-1	7
Fig. 335	6	354-2	7
335-1	7	Blank	0
Fig. 336	2	Fig. 355	0
336-1	7	355-1	7
Fig. 337	0	355-2	7
337-1	7	Blank	0
337-2	7	Fig. 356	7
Blank	0	356-1	7
Fig. 338	4	Fig. 357	7
338-1	7	357-1	7
338-2	7	Fig. 358	0
Blank	0	358-1	6
Fig. 339	6	Fig. 359	0
339-1	6	359-1	6
Fig. 340	6	Fig. 360	6
340-1	6	360-1	6
Fig. 341	6	Fig. 361	0
341-1	6	361-1	6
Fig. 342	0	Fig. 362	0
342-1	3	362-1	6
Fig. 343	0	Fig. 363	0
343-1	7	363-1	6
Fig. 344	6	Fig. 364	6
344-1	6	364-1	6
Fig. 345	0	Fig. 365	6

\*Zero in this column indicates an original page.



INSERT LATEST CHANGED PAGES: DESTROY SUPERSEDED PAGES.

**LIST OF EFFECTIVE PAGES**

Page No.	*Change No.	Page No.	*Change No.
365-1	6	391-1	6
Fig. 366	6	Fig. 392	0
366-1	6	392-1	6
Fig. 367	0	Fig. 393	2
367-1	6	393-1	6
Fig. 368	0	Fig. 394	0
368-1	6	394-1	6
Fig. 369	0	Fig. 395	0
369-1	6	395-1	6
Fig. 370	0	Fig. 396	2
370-1	6	396-1	6
Fig. 371	6	Fig. 397	0
371-1	6	397-1	6
Fig. 372	6	Fig. 398	0
372-1	6	398-1	5
Fig. 373	6	Fig. 399	3
373-1	6	399-1	6
Fig. 374	6	Fig. 400	6
374-1	6	400-1	6
Fig. 375	6	Fig. 401	2
375-1	6	401-1	6
Fig. 376	6	Fig. 402	6
376-1	6	402-1	6
Fig. 377	6	Fig. 403	2
377-1	6	403-1	6
Fig. 378	6	Fig. 404	0
378-1	6	404-1	6
Fig. 379	6	Fig. 404A	4
379-1	6	404A-1	4
Fig. 380	2	Fig. 405	2
380-1	6	405-1	6
Fig. 381	0	405-2	6
381-1	6	Blank	0
Fig. 382	6	Fig. 406	6
382-1	6	406-1	6
Fig. 383	6	Fig. 407	6
383-1	6	407-1	6
Fig. 384	0	Fig. 408	0
384-1	0	408-1	0
Fig. 385	0	Fig. 409	0
385-1	4	409-1	6
Fig. 386	6	Fig. 410	6
386-1	6	410-1	6
Fig. 387	6	Fig. 411	2
387-1	6	411-1	6
Fig. 388	2	Fig. 412	0
388-1	6	412-1	6
Fig. 389	2	Fig. 413	6
389-1	6	413-1	6
Fig. 390	6	Fig. 414	2
390-1	6	414-1	6
Fig. 391	0	Fig. 415	0

\*Zero in this column indicates an original page.

INSERT LATEST CHANGED PAGES: DESTROY SUPERSEDED PAGES.

**LIST OF EFFECTIVE PAGES**

Page No.	*Change No.	Page No.	*Change No.
415-1	0	439-1	6
Fig. 416	0	Fig. 440	6
416-1	4	440-1	6
Fig. 417	0	Fig. 441	0
417-1	0	441-1	6
Fig. 418/Deleted	0	441-2	4
Blank	0	Blank	0
Fig. 419	2	Fig. 442	2
419-1	6	442-1	6
Fig. 420	2	Fig. 443	0
420-1	6	443-1	6
Fig. 421	0	Fig. 444	2
421-1	4	444-1	6
Fig. 422	6	Fig. 445	2
422-1	6	445-1	6
422-2	6	Fig. 446	6
Blank	0	446-1	6
Fig. 423	6	Fig. 447	6
423-1	6	447-1	6
Fig. 424	0	447-2	6
424-1	0	Blank	0
Fig. 425	0	Fig. 448	6
425-1	0	448-1	6
Fig. 426	0	448-2	6
426-1	6	Blank	0
Fig. 427	6	Fig. 449	2
427-1	6	449-1	3
Fig. 428	0	Fig. 450	0
428-1	6	450-1	6
Fig. 429	0	Fig. 451	0
429-1	6	451-1	6
Fig. 430	6	Fig. 452	0
430-1	6	452-1	6
Fig. 431	3	Fig. 453	6
431-1	3	453-1	6
Fig. 432	6	Fig. 454	6
432-1	6	454-1	6
Fig. 433	0	Fig. 455	0
433-1	6	455-1	6
433-2	6	Fig. 456	0
Blank	0	456-1	5
Fig. 434	0	Fig. 457	0
434-1	6	457-1	6
Fig. 435	6	Fig. 458	2
435-1	6	458-1	6
Fig. 436	6	458-2	6
436-1	6	Blank	0
Fig. 437	6	Fig. 459	0
437-1	6	459-1	6
Fig. 438	6	459-2	0
438-1	6	Blank	0
Fig. 439	2	Fig. 460	0

\*Zero in this column indicates an original page.

INSERT LATEST CHANGED PAGES: DESTROY SUPERSEDED PAGES.

**LIST OF EFFECTIVE PAGES**

Page No.	*Change No.	Page No.	*Change No.
460-1	6	Blank	0
460-2	6	Fig. 480	6
Blank	0	480-1	6
Fig. 461	6	Fig. 481	6
461-1	6	481-1	6
461-2	6	Fig. 482	0
Blank	0	482-1	0
Fig. 462	6	Fig. 483	0
462-1	6	483-1	6
Fig. 463	6	Fig. 484	3
463-1	6	484-1	6
Fig. 464	6	Fig. 485	0
464-1	6	485-1	6
Fig. 465	6	485-2	0
465-1	6	Blank	0
465-2	6	Fig. 486	3
Blank	0	486-1	6
Fig. 466	6	Fig. 487	3
466-1	6	487-1	6
Fig. 467	6	487-2	3
467-1	6	Blank	0
467-2	6	Fig. 488	3
Blank	0	488-1	6
Fig. 468	2	488-2	4
468-1	6	Blank	0
Fig. 469	3	Fig. 488A	2
469-1	6	488A-1	6
469-2	5	Fig. 489	0
Blank	0	489-1	6
Fig. 470	0	Fig. 490	2
470-1	6	490-1	6
Fig. 471	2	Fig. 491	7
471-1	6	491-1	7
Fig. 472	2	491-2	7
472-1	6	Blank	0
Fig. 473	2	Fig. 492	0
473-1	6	492-1	6
Fig. 474	6	Fig. 493	0
474-1	6	493-1	6
Fig. 475	2	Fig. 494	0
475-1	6	494-1	6
Fig. 476	6	Fig. 495	0
476-1	6	495-1	6
476-2	6	Fig. 496	6
Blank	0	496-1	6
Fig. 477	6	Fig. 497	6
477-1	6	497-1	6
Fig. 478	6	Fig. 498	6
478-1	6	498-1	6
Fig. 479	6	Fig. 499	6
479-1	6	499-1	6
479-2	6	Fig. 500	6

\*Zero in this column indicates an original page.

INSERT LATEST CHANGED PAGES: DESTROY SUPERSEDED PAGES.

**LIST OF EFFECTIVE PAGES**

Page No.	*Change No.	Page No.	*Change No.
500-1	6	521-1	6
Fig. 501	5	Fig. 522	3
501-1	6	522-1	6
Fig. 502	0	Fig. 523	2
502-1	6	523-1	6
Fig. 503	0	Fig. 524	2
503-1	6	524-1	6
Fig. 504	0	524-2	3
504-1	6	Blank	0
Fig. 505	2	Fig. 525	0
505-1	6	525-1	6
Fig. 506	0	525-2	3
506-1	6	Blank	0
Fig. 507	2	Fig. 526	3
507-1	6	526-1	6
Fig. 508	3	Fig. 527	0
508-1	6	527-1	6
508-2	5	Fig. 528	6
Blank	0	528-1	6
Fig. 509	6	Fig. 529	6
509-1	6	529-1	6
Fig. 510	2	Fig. 530	0
510-1	6	530-1	6
Fig. 511	6	530-2	6
511-1	6	Blank	0
511-2	6	Fig. 531	2
Blank	0	531-1	3
Fig. 512	0	Fig. 532	2
512-1	6	532-1	3
Fig. 513	2	Fig. 533	0
513-1	6	533-1	6
Fig. 514	3	Fig. 534	2
514-1	6	534-1	6
514-2	6	Fig. 535	2
Blank	0	535-1	6
Fig. 515	2	535-2	3
515-1	6	Blank	0
515-2	4	Fig. 536	0
Blank	0	536-1	6
Fig. 516	6	Fig. 537	2
516-1	6	537-1	6
516-2	6	Fig. 538	6
Blank	0	538-1	6
Fig. 517	0	Fig. 539	2
517-1	6	539-1	6
Fig. 518	6	Fig. 540	6
518-1	6	540-1	6
Fig. 519	2	Fig. 541	0
519-1	3	541-1	6
Fig. 520	2	Fig. 542	2
520-1	6	542-1	6
Fig. 521	0	542-2	3

\*Zero in this column indicates an original page.

INSERT LATEST CHANGED PAGES: DESTROY SUPERSEDED PAGES.

**LIST OF EFFECTIVE PAGES**

Page No.	*Change No.	Page No.	*Change No.
Blank	0	Fig. 553	2
Fig. 543	6	553-1	2
543-1	6	Fig. 554	2
Fig. 544	6	554-1	2
544-1	6	Fig. 554A	2
Fig. 545	6	554A-1	6
545-1	6	Fig. 554B	2
Fig. 546	0	554B-1	6
546-1	6	Fig. 554C	2
Fig. 547	0	554C-1	6
547-1	6	Fig. 554D	4
Fig. 548	6	554D-1	5
548-1	6	Fig. 554E	4
548-2	5	554E-1	4
Blank	0	Fig. 554F	4
Fig. 549	6	554F-1	5
549-1	6	Fig. 554G	4
549-2	6	554G-1	4
549-3	5	Fig. 554H	4
Fig. 550	6	554H-1	4
550-1	6	Fig. 554I	4
550-2	5	554I-1	4
Blank	0	Fig. 554J	4
Fig. 551	6	554J-1	4
551-1	6	Fig. 554K	4
551-2	5	554K-1	4
Blank	0	Fig. 554L	4
Fig. 552	6	554L-1	4
552-1	6	Blank	0

\*Zero in this column indicates an original page.



Technical Manual  
No. 1-1520-238-23P

HEADQUARTERS  
DEPARTMENT OF THE ARMY  
WASHINGTON, DC 28 MAY 1996

**TECHNICAL MANUAL**

**AVIATION UNIT AND INTERMEDIATE MAINTENANCE  
REPAIR PARTS AND SPECIAL TOOLS LIST  
FOR**

**HELICOPTER, ATTACK,  
AH-64A APACHE  
(NSN 1520-01-106-9519)**

**Current as of**

**REPORTING ERRORS AND RECOMMENDING IMPROVEMENTS**

You can help improve this manual. If you find any mistakes or if you know of a way to improve the procedures, please let us know. Mail your letter or DA Form 2028 (Recommended Changes to Publications and Blank Forms) located in the back of this manual, directly to: Commander, U.S. Army Aviation and Missile Command, ATTN: AMSAM-MMC-MA-NP, Redstone Arsenal, AL 35898-5000. A reply will be furnished to you. You may also provide DA Form 2028 information to AMCOM via e-mail, fax, or the World Wide Web. Our fax number is: DSN 788-6546 or Commercial 256-842-6546. Our e-mail address is: [2028@redstone.army.mil](mailto:2028@redstone.army.mil). Instructions for sending an electronic 2028 may be found at the back of this manual immediately preceding the hard copy 2028. For the World Wide Web use: <https://amcom2028.redstone.army.mil>.

**DISTRIBUTION STATEMENT A: Approved for public release; distribution is unlimited.**

**NOTE:**

This manual is printed in five volumes as follows:

- TM 1-1520-238-23P-1, consisting of Table of Contents, Section I and Section II (Functional Groups 00 thru 05).
  - TM 1-1520-238-23P-2, consisting of Table of Contents, Section I and Section II (Functional Groups 06 thru 09).
  - TM 1-1520-238-23P-3, consisting of Table of Contents, Section I and Section II (Functional Groups 10 thru 60) and Section III.
  - TM 1-1520-238-23P-4, consisting of Section I and Section IV (National Stock Number Index and Part Number Index).
  - TM 1-1520-238-23P-5, consisting of Section I and Section IV (Figure and Item Number Index).
- Sections I and IV are applicable to the -1, -2, -3, -4, and -5.

\*This manual together with TM 1-1520-238-23P-1, TM 1-1520-238-23P-3, TM 1-1520-238-23P-4, and TM 1-1520-238-23P-5, supersedes TM 55-1520-238-23P-1, TM 55-1520-238-23P-2, TM 55-1520-238-23P-3, TM 55-1520-238-23P-4 and TM 55-1520-238-23P-5, dated 24 October 1994, including all changes.

TABLE OF CONTENTS

	Page	Illus/ Figure
Section I. INTRODUCTION .....	1	
Section II. REPAIR PARTS LIST .....		
Group 00 AH-64A Helicopter (Exploded View) Functional Groups List .....	1-1	1
Group 02 Airframe		
Forward Fuselage Assembly .....	2-1	2
Skin, Stringer Installation (FS 35 to FS 115) .....	3-1	3
Forward Fuselage Assembly, Lower Access Doors .....	4-1	4
Keel Beam Installation, Forward Fuselage .....	5-1	5
Forward Fuselage Gun and Ammo Support .....	6-1	6
Structure and Support Installation (FS 35 to FS 57) .....	7-1	7
Forward Fuselage Assembly, Electronic Shelf and Doors .....	8-1	8
Shelf Assembly, Aircraft (FS 35 to FS 57) .....	9-1	9
Forward Fuselage Assembly, Canopy Door and Windshield .....	10-1	10
Forward Fuselage Assembly, TADS/PNVS Support .....	11-1	11
Forward Avionics Bay and Fan Support Installation .....	12-1	12
Structure Installation, FWD Avionics Bay LH (Part 1) .....	13-1	13
Structure Installation, FWD Avionics Bay LH (Part 2) .....	14-1	14
Structure Installation, FWD Avionics Bay RH (Part 3) .....	15-1	15
Structure Installation, FWD Avionics Bay RH (Part 4) .....	16-1	16
Structure Installation, FWD Avionics Bay (Frame Assembly) (Part 5) .....	17-1	17
Fairing, Fuselage, Nose Assembly .....	18-1	18
Forward Fuselage Structure (FS 35 to FS 80) (Copilot/Gunner) .....	19-1	19
Floor Installation Assembly, Copilot/Gunner Cockpit .....	20-1	20
Frame Installation (FS 35 and FS 46) .....	21-1	21
Frame Installation (FS 57 and FS 69) .....	22-1	22
Frame Installation Assembly (FS 80) .....	23-1	23
Frame Installation Assembly (FS 91) .....	24-1	24
Forward Fuselage (FS 105 to FS 115) .....	25-1	25
Frame Installation (FS 105) .....	26-1	26
Frame Installation Assembly (FS 115) .....	27-1	27
Beam and Pedal Support Installation (Pilot) .....	28-1	28
Floor Installation Assembly, Pilot (Center) (FS 98 to FS 125) .....	29-1	29
Floor Installation Assembly, Pilot (Left and Right Sides) (FS 98 to FS 125) .....	30-1	30
Shelf Installation Assembly, FWD Avionics Bay LH .....	31-1	31
Shelf, Duct Assembly LH FAB .....	32-1	32
Shelf Installation Assembly, FWD Avionics Bay RH .....	33-1	33
Shelf, Duct Assembly RH FAB .....	34-1	34
Gun Fairing Assembly (FS 103) .....	35-1	35



## TABLE OF CONTENTS - Continued

	Page	Illus/ Figure
Canopy Installation .....	36-1	36
Structure Installation, Rollover .....	37-1	37
Bow Beam Installation LH .....	38-1	38
Bow Beam Installation RH .....	39-1	39
Vent Installation Assembly .....	40-1	40
Panel Installation Assembly, Upper AFT .....	41-1	41
Canopy Installation Assembly LH .....	42-1	42
Door and Bumper Installation, Copilot/Gunner .....	43-1	43
Door and Bumper Installation, Pilot .....	44-1	44
Mechanical Installation, Door (Lever, Pulleys and Cable Assembly) Copilot/Gunner and Pilot .....	45-1	45
Mechanical Installation, Door (Locking Bars, Push Rods and Handles) Copilot/Gunner and Pilot .....	46-1	46
Door Assembly, Canopy, Copilot/Gunner (Upper) .....	47-1	47
Door Assembly, Canopy, Copilot/Gunner (Lower) .....	48-1	48
Door Assembly, Canopy, Pilot (Upper) .....	49-1	49
Door Assembly, Canopy, Pilot (Lower) .....	50-1	50
Canopy Transparencies Installation .....	51-1	51
Fitting Installation, Fuselage Fairing Support (Part 1) .....	52-1	52
Fitting Installation, Fuselage Fairing Support (Part 2) .....	53-1	53
Doubler Installation Assembly (FS 125) .....	54-1	54
Center Fuselage Access Doors and Panels .....	55-1	55
Center Fuselage Access Doors and Panels (Below WL 112) .....	56-1	56
Center Fuselage Handle and Footstep Installation .....	57-1	57
Bracket Assembly Installation, Rounds Counter Support .....	58-1	58
Closeout Installation and Cross Tube, Main Landing Gear .....	59-1	59
Bulkhead Installation Assembly (FS 125) .....	60-1	60
Frame and Intercostal Installation (FS 125 to FS 135) .....	61-1	61
Floor Installation, Pilot (Part 1) (FS 125 to FS 135) .....	62-1	62
Floor Installation, Pilot (Part 2) (FS 125 to FS 135) .....	63-1	63
Floor Installation, Pilot (FS 135 to FS 144) .....	64-1	64
Floor Installation, Pilot (FS 144 to FS 163) .....	65-1	65
Support Installation, Ammunition Chute (Part 1) .....	66-1	66
Support Installation, Ammunition Chute (Part 2) .....	66A-1	66A
Bulkhead Installation, Canted (Pilot) .....	67-1	67
Structure Installation Assembly, Upper Pilot Bulkhead (Left Side) (Part 1) ..	68-1	68
Structure Installation Assembly, Upper Pilot Bulkhead (Left Side) (Part 2) ..	69-1	69
Structure Installation Assembly, Upper Pilot Bulkhead (Right Side) .....	70-1	70
Structure Installation Assembly, Upper Pilot Bulkhead (Top) .....	71-1	71
Bulkhead Installation Assembly, Pilot .....	72-1	72

TABLE OF CONTENTS - Continued

	Page	Illus/ Figure
Frame Installation, Fuselage Center (FS 144 and FS 154) .....	73-1	73
Support Installation (FS 125 to FS 163) .....	74-1	74
Pan, Fuel Cell Restraint (FS 135 to FS 163) .....	75-1	75
Frame and Intercostal Installation (FS163) .....	76-1	76
Frame and Intercostal Installation (FS176) .....	76A-1	76A
Frame and Intercostal Installation (FS 182 to FS 199) .....	77-1	77
Frame Installation (FS 199 to FS 214) .....	78-1	78
Support Installation, Ammunition Magazine .....	79-1	79
Frame Installation (FS 230) .....	80-1	80
Frame and Intercostal Installation (FS 230 to FS 238) .....	81-1	81
Frame and Intercostal Installation (FS 247 to FS 269) .....	82-1	82
Longeron Installation .....	83-1	83
Skin and Stringer Installation (LH Side) .....	84-1	84
Skin and Stringer Installation (RH Side) .....	85-1	85
Dagger Installation, Fuselage Stringer Splice .....	86-1	86
Walkway Installation (FS 115 to FS 199) (Part 1) .....	87-1	87
Walkway Installation (LH Side) (FS 115 to FS 163) (Part 2) .....	88-1	88
Walkway Installation (RH Side) (FS 115 to FS 163) (Part 3) .....	89-1	89
Walkway Installation (LH Side) (FS 115 to FS 199) (Part 4) .....	90-1	90
Walkway Installation (RH Side) (FS 115 to FS 199) (Part 5) .....	91-1	91
Catwalk Installation, Upper Fuselage (FS 229 to FS 257) .....	92-1	92
Catwalk Installation, Upper Fuselage (FS 257 to FS 280) .....	93-1	93
Catwalk Installation, Upper Fuselage (FS 280 to FS 310) .....	94-1	94
Catwalk Installation, Upper Fuselage (FS 310 to FS 340) .....	95-1	95
Deck Installation Assembly (FS 158 to FS 188) .....	96-1	96
Deck Installation Assembly (FS 188 to FS 238) .....	97-1	97
Deck Installation Assembly (FS 238 to FS 258) .....	98-1	98
Deck Installation Assembly (FS 258 to FS 280) .....	99-1	99
Splice Installation (FS 436 to FS 476) (Part 1) .....	100-1	100
Splice Installation (FS 436 to FS 476) (Part 2) .....	101-1	101
Crew Station Sealing .....	102-1	102
Splice Plate Installation .....	103-1	103
AFT Fuselage Assembly LH .....	104-1	104
Electronic Compartment Installation LH .....	105-1	105
Stowage Compartment Installation LH .....	106-1	106
Frame Installation Assembly .....	107-1	107
Frame Installation Assembly .....	108-1	108
Skin and Stringer Installation Assembly LH (Part 1) .....	109-1	109
Skin and Stringer Installation Assembly RH (Part 2) .....	110-1	110
Skin and Stringer Installation Assembly LH (Part 3) .....	110A-1	110A
Skin and Stringer Installation Assembly LH (Part 4) .....	110B-1	110B

## TABLE OF CONTENTS - Continued

	Page	Illus/ Figure
Skin and Stringer Installation Assembly LH (Part 5) .....	110C-1	110C
Support Installation Assembly, Nacelle Carry-Thru (FS 284) .....	111-1	111
Deck Installation Assembly (Brackets) (FS 280 to FS 300) .....	112-1	112
Deck Installation Assembly (Brackets) (FS 300 to FS 330) .....	113-1	113
Deck Installation Assembly (Brackets) (FS 330 to FS 370) .....	114-1	114
Deck Installation Assembly (Stringers) .....	115-1	115
AFT Fuselage Assembly RH .....	116-1	116
AFT Fuselage Door Assembly RH .....	117-1	117
Support Installation Assembly Electronic Compartment (Part 1) .....	118-1	118
Support Installation Assembly Electronic Compartment (Part 2) .....	119-1	119
Support Installation Assembly Electronic Compartment (Part 3) .....	120-1	120
AFT Fuselage Frame Installation RH (FS 290 to FS 310) .....	121-1	121
AFT Fuselage Frame Installation RH (FS 310 to FS 370) .....	122-1	122
Drain Pan Installation, Tail Boom Fluid .....	123-1	123
Tailboom Assembly (Part 1) .....	124-1	124
Tailboom Assembly (Part 2) .....	125-1	125
Skin Installation FS 515 .....	125A-1	125A
Empennage Installation .....	126-1	126
Spar Box Assembly, Vertical Stabilizer .....	127-1	127
Bracket Assembly, Upper Closing Rib, Vertical Stabilizer .....	128-1	128
Stabilizer, Vertical Tip and Antenna Trailing Edge Assembly .....	129-1	129
Spar Assembly, Forward Vertical Stabilizer .....	130-1	130
Stabilizer, Vertical Lower Leading Edge Fairing Installation .....	131-1	131
Stabilizer, Vertical Lower Leading Edge Fairing Installation .....	131A-1	131A
Stabilizer, Vertical Center Leading Edge Fairing Installation .....	132-1	132
Stabilizer, Vertical Upper Leading Edge Fairing Installation .....	133-1	133
Stabilator Assembly (Outer) .....	134-1	134
Stabilator Assembly (Spars) .....	135-1	135
Stabilator Assembly (Ribs) .....	136-1	136
Wing Installation .....	137-1	137
Wing Assembly, Aircraft Rib Installation .....	138-1	138
Wing Assembly, Aircraft Skin and Stringer Panel Installation .....	139-1	139
Wing Assembly, Aircraft Spar Installation .....	140-1	140
Wing Assembly, Aircraft Trailing Edge Installation .....	141-1	141
Fairing Installation, Nose Gearbox .....	142-1	142
Fairing Installation, Fuselage .....	143-1	143
Fairing Assembly, Doghouse .....	144-1	144
Fairing Installation Assembly, Main Rotor Shaft .....	145-1	145
Fairing Installation Assembly, Main Rotor Shaft .....	145A-1	145A
Cover Assembly, Sensor AN/AVR2A .....	145B-1	145B
Fairing Installation Assembly, Main Rotor Shaft (Center Section) .....	146-1	146

TABLE OF CONTENTS - Continued

	Page	Illus/ Figure
Frame Installation Assembly, Upper Fuselage Fairing (FS 219 to FS 231) .....	147-1	147
Support Installation Assembly, Door Hinges and Upper Fuselage Fairings ..	148-1	148
Door Installation Assembly, Upper Fuselage Fairing LH (FS 230 to FS 270) .....	149-1	149
Door Installation Assembly, Upper Fuselage Fairing RH (FS 230 to FS 270) .....	150-1	150
Fairing Installation Assembly (LH Side) (FS 270 to FS 313) .....	151-1	151
Fairing Installation RH (FS 270 to FS 313) .....	152-1	152
Door Installation Assembly, Upper Fuselage Fairing (FS 270 to FS 313) ....	153-1	153
Fairing Installation Assembly, Hydraulic Access RH (FS 313 to FS 340) ....	154-1	154
Door Installation Assembly LH (FS 313 to FS 340) .....	155-1	155
Fairing Installation (FS 340 to FS 370) .....	156-1	156
Fairing Installation Assembly, Tail Rotor Shaft (FS 370 to FS 450) .....	157-1	157
Fairing Installation Assembly, Tail Rotor Shaft (FS 450 to FS 503) .....	158-1	158
Fairing Installation Assembly, Tailboom Closeout .....	159-1	159
Fairing, Antenna Installation, ADF Sensor .....	160-1	160
Fairing Installation Assembly, Doppler (FS 330) .....	161-1	161
Fairing Installation Assembly, Louver (FS 221 to FS 247) .....	162-1	162
Fairing Installation Assembly, FAB Extension .....	163-1	163
Fairing Installation Assembly, FAB Extension .....	163A-1	163A
Fairing Installation, Ammunition Feed System LH .....	164-1	164
Fairing, Fuselage LH (FS 163 to FS 189) .....	165-1	165
Fairing Assembly, Fuselage LH (FS 115 to FS 163) .....	166-1	166
Fairing Installation, Ammunition Feed System RH .....	167-1	167
Fairing, Ammunition Feed RH (FS 163 to FS 189) .....	168-1	168
Fairing, Ammunition Feed RH (FS 115 to FS 163) .....	169-1	169
Panel Installation, Transmission Access .....	170-1	170
Support Installation, Transmission Access Panel .....	171-1	171
Longeron Installation, Upper Fuselage Fairing .....	172-1	172
Engine Nacelle Installation .....	173-1	173
Door, Access, Work Platform .....	174-1	174
Nacelle Assembly, LH Doors (Part 1) .....	175-1	175
Nacelle Assembly, RH Doors (Part 1) .....	176-1	176
Nacelle Assembly (Part 2) .....	177-1	177
Nacelle Assembly (Part 3) .....	178-1	178
Nacelle Assembly (Part 4) .....	179-1	179
Door Installation, Engine Access and Ventilation .....	180-1	180
Firewall Assembly LH (Part 1) .....	181-1	181
Firewall Assembly LH (Part 2) .....	182-1	182
Firewall Assembly LH (Part 3) .....	183-1	183
Firewall Assembly RH (Part 1) .....	184-1	184

## TABLE OF CONTENTS - Continued

	Page	Illus/ Figure
Firewall Assembly RH (Part 2) .....	185-1	185
Firewall Assembly RH (Part 3) .....	186-1	186
Skin and Louver Installation, Nacelle .....	187-1	187
Frame Installation, Canted Nacelle .....	188-1	188
Air Inlet Assembly .....	189-1	189
Support Installation, Rotor .....	190-1	190
Glareshield Installation, Forward LH (Curtain and Extension) .....	191-1	191
Glareshield Assembly, Forward Fixed LH .....	192-1	192
Glareshield Installation, Forward RH (Curtain and Extension) .....	193-1	193
Glareshield Assembly, Forward Fixed RH .....	194-1	194
Glareshield Installation, AFT LH (Curtain and Extension) .....	195-1	195
Glareshield Installation, AFT RH (Curtain and Extension) .....	196-1	196
Glareshield Assembly, AFT Fixed .....	197-1	197
Glareshield Installation, AFT Vertical .....	198-1	198
Instrument Panel Installation, Copilot/Gunner .....	199-1	199
Console Installation, Copilot/Gunner (LH Side) .....	200-1	200
Console Installation, Copilot/Gunner (RH Side) .....	201-1	201
Instrument Panel Installation, Pilot (Part 1) .....	202-1	202
Instrument Panel Installation, Pilot (Part 2) .....	203-1	203
Console Installation, Pilot (LH Side) .....	204-1	204
Panel Assembly, AFT Cockpit Stow Box .....	205-1	205
Console Installation, Pilot (RH Side) .....	206-1	206
Armored Crew Seat Installation .....	207-1	207
Seat, Aircraft, Armored .....	208-1	208
Seat, Aircraft, Armored (Restraint) .....	209-1	209
Seat, Armored/Cushion (Wing Panels, Cushions and Bucket) (Norton) .....	210-1	210
Seat, Armored/Cushion (Wing Panels, Cushions and Bucket) (Ceradyne) ..	211-1	211
Bucket Assembly .....	212-1	212
Frame Assembly (Handle, Track and Attenuator) .....	213-1	213
Frame Assembly (Crossmembers) .....	214-1	214
Frame Assembly (Fittings) .....	215-1	215
Non-Transparent Barrier Assembly .....	216-1	216
Transparent Barrier Installation .....	217-1	217
Armor Side and Floor Panels (FS 46 to FS 69) .....	218-1	218
Armor Side Panels (FS 115 to FS 145) .....	219-1	219
Scuff Plate Installation, Pilot and Copilot/Gunner .....	220-1	220
Compartment, Map Stowage (Copilot/Gunner) and Holster Installation, IHADSS Display Unit .....	221-1	221
Fairing Installation, Sensor Surveying Unit Mount (Copilot/Gunner)	222-1	222
Boresight Mount Installation, AFT Cockpit .....	223-1	223
Thermal Insulation Installation, Cockpit .....	224-1	224

TABLE OF CONTENTS - Continued

	Page	Illus/ Figure
Pouch Installation, Mask (Cockpit) .....	225-1	225
Foot Guard, Seat Installation (Pilot and Copilot/Gunner) and Mirror Installation (Copilot/Gunner) .....	226-1	226
Plate Installation, Mount Sensor Surveying Unit .....	227-1	227
Wire Strike Protection Installation, Lower .....	228-1	228
Wire Strike Protection Installation, Upper .....	229-1	229
Wire Strike Protection Installation, TADS/PNVS .....	230-1	230
Cutter Cable, Aircraft, PNVS .....	231-1	231
Mount, Sensor, Foward (Left Side) AH-64A/AVR-2A .....	231A-1	231A
Mount, Sensor, Foward (Right Side) AH-64A/AVR-2A .....	231B-1	231B
Mount, Sensor, AFT (Left Side) AH-64A/AVR-2A .....	231C-1	231C
Mount, Sensor, AFT (Right Side) AH-64A/AVR-2A .....	231D-1	231D
Connector, Stowage Installation AH-64A/AVR-2A .....	231E-1	231E
Vent Installation AH-64A/AVR-2A .....	231F-1	231F
Doubler Installation, AGES Connector AH-64A/AVR-2A .....	231G-1	231G
Grommet Installation, Wire Feed Thru AH-64A/AVR-2A .....	231H-1	231H
Clamping Stations Installation, Tailboom AH-64A/AVR-2A .....	231I-1	231I
Shelf Installation, AFT Avionics Bay, LH AH-64A/AVR-2A .....	231J-1	231J
 Group 03		
Landing Gear		
Landing Gear Installation (Main and Tail) .....	232-1	232
Main Landing Gear Installation .....	233-1	233
Wire Strike Protection Installation, Main Landing Gear .....	234-1	234
Wheel, Landing Gear (Parker-Hannifin) .....	235-1	235
Wheel, Landing Gear (Goodyear) .....	236-1	236
Landing Gear Assembly .....	237-1	237
Tail, Landing Gear Assembly .....	238-1	238
Wire Strike Protection Installation, Tail Landing Gear .....	239-1	239
Wheel Assembly, Tail Landing Gear (Parker-Hannifin) .....	240-1	240
Wheel Assembly, Tail Landing Gear (Goodyear) .....	241-1	241
Landing Gear, Fixed Tail Landing Gear Subassembly (Fork and Arm) .....	242-1	242
Shock Strut Assembly, Fixed Tail Landing Gear .....	243-1	243
Landing Gear, Fixed Tail Landing Gear Subassembly (Gear Lock and Actuator) .....	244-1	244
Brake System Installation (Master Cylinders) .....	245-1	245
Brake System Installation (Forward Tubing) (Part 1) .....	246-1	246
Brake System Installation (Forward Tubing) (Part 2) .....	247-1	247
Brake System Installation (Upper Tubing) LH .....	248-1	248
Brake System Installation (Upper Tubing) RH .....	249-1	249
Brake System Installation (Parking Brake Cable and Valves) .....	250-1	250
Valve, Rotary, Direct .....	251-1	251
Brake System Installation (AFT Lower Tubing) (Left Side) .....	252-1	252

## TABLE OF CONTENTS - Continued

	Page	Illus/ Figure
Brake System Installation (AFT Lower Tubing) (Right Side) .....	253-1	253
Brake, Single Disk (Goodyear) .....	254-1	254
Brake, Single Disk (Parker-Hannifin) .....	255-1	255
Group 04 Power Plants		
Panel Assembly, Emergency Power Check .....	256-1	256
Engine Subsystems Installation (Inlet Particle Separator and Primary Nozzle) .....	257-1	257
Engine Starter Installation .....	258-1	258
Bleed Air and Anti-Icing System Installation .....	259-1	259
Engine Nacelle Subsystem Installation (Rods and Supports) .....	260-1	260
Engine Nacelle Subsystem Installation (Cowl and Actuator Tubing) .....	261-1	261
Engine Nacelle Subsystem Installation (Radiation Shields) .....	262-1	262
Engine Quick Change Drain System .....	263-1	263
Engine Quick Change Mount Assembly .....	264-1	264
Engine Firewall Louver Installation .....	265-1	265
Louver Assembly, Engine Cooling .....	266-1	266
Nozzle Installation, Secondary Infrared Suppressor .....	267-1	267
Nozzle Assembly, Secondary IRS (Outboard and Center) .....	268-1	268
Nozzle Assembly, Secondary IRS (Inboard) .....	269-1	269
Control Unit, Turbine Engine Speed .....	270-1	270
Engine Control Subsystem Installation (FS 71 to FS 103) .....	271-1	271
Engine Control Subsystem Installation (FS 103 to FS 140) .....	272-1	272
Quadrant Assembly, Pilot Power (Panel and Levers) .....	273-1	273
Quadrant Assembly, Pilot Power (Mechanism and Seals) .....	274-1	274
Quadrant Assembly, Pilot Power (Part 1) .....	275-1	275
Quadrant Assembly, Pilot Power (Part 2) .....	276-1	276
Quadrant Assembly, Pilot Power (Part 3) .....	277-1	277
Lever, Remote Control .....	278-1	278
Quadrant, Control Copilot/Gunner .....	279-1	279
Engine Control Subsystem Installation (FS 140 to FS 219) .....	280-1	280
Engine Control Subsystem Installation (FS 175 to FS 219) .....	281-1	281
Engine Controls Installation (LH Nacelle) .....	282-1	282
Engine Buildup Assembly LH .....	283-1	283
Engine Controls Installation (RH Nacelle) .....	284-1	284
Engine Buildup Assembly RH .....	285-1	285
Wiring Installation, No. 1 Engine (Part 1) .....	286-1	286
Wiring Installation, No. 1 Engine (Part 2) .....	287-1	287
Wiring Installation, No. 2 Engine (Part 1) .....	288-1	288
Wiring Installation, No. 2 Engine (Part 2) .....	289-1	289

TABLE OF CONTENTS - Continued

	Page	Illus/ Figure
Group 05		
Rotors		
Main Rotor Head and Blade Installation .....	290-1	290
Head, Rotary Wing (Dampers) .....	291-1	291
Head, Rotary Wing (Housing and Links) .....	292-1	292
Head, Rotary Wing (Strap) .....	293-1	293
Head, Rotary Wing (Hub) .....	294-1	294
Blade, Rotary Wing .....	295-1	295
Tail Rotor Installation (Head Blades) .....	296-1	296
Blade, Rotary Rudder, Tail Rotor .....	297-1	297
Group 06		
Drive Train		
Drive System Shaft and Coupling Installation (FS 220 to FS 249) .....	298-1	298
Drive System Shaft and Coupling Installation (FS 253 to FS 551) .....	299-1	299
Drive System Shaft and Coupling Installation (Dampers and Anti-Flail) .....	300-1	300
Main Transmission and Lube System Installation (Drive Shaft and Mast) .....	301-1	301
Main Transmission and Lube System Installation (Hoses and Heat Exchanger) (LH Side) .....	302-1	302
Main Transmission and Lube System Installation (Hoses and Heat Exchanger) (RH Side) .....	303-1	303
Mast Assembly, Air Data Sensor .....	304-1	304
Transmission, Main (Part 1) .....	305-1	305
Transmission, Main (Part 2) .....	306-1	306
Transmission, Main (Part 3) .....	307-1	307
Transmission, Main (Part 4) .....	308-1	308
Transmission, Main (Part 5) .....	309-1	309
Rotor, Disc Brake (Parker-Hannifin) .....	310-1	310
Rotor, Disc Brake (Goodyear) .....	311-1	311
Main Transmission Seal Drain Tube Installation .....	312-1	312
Engine Nose Gearbox Installation .....	313-1	313
Gearbox, Engine Nose .....	314-1	314
Bowl Assembly, Lube Pump .....	315-1	315
Intermediate Gearbox Installation .....	316-1	316
Brace Installation, Tail Rotor Gearbox .....	317-1	317
Tail Rotor Gearbox Installation .....	318-1	318
Group 07		
Hydraulic/Pneumatic Systems		
Hydraulic System Installation (FS 165 to FS 199) (LH Side) .....	319-1	319
Manifold, Hydraulic (Part 1) .....	320-1	320
Manifold, Hydraulic (Part 2) .....	321-1	321
Manifold Assembly, Reservoir .....	322-1	322
Hydraulic System Installation (FS 165 to FS 230) (RH Side) .....	323-1	323



## TABLE OF CONTENTS - Continued

	Page	Illus/ Figure
Utility Pump and Tube Assembly .....	324-1	324
Main Rotor Servocylinder, Grounding Cable and Mounting Hardware .....	325-1	325
Servocylinder Assembly, Main Rotor, Collective and Lateral (Valves and Filters) .....	326-1	326
Servocylinder Assembly, Main Rotor, Longitudinal (Valves and Filters) .....	327-1	327
Control Pressure Tube Assembly (FS 165 to FS 230) .....	328-1	328
Control Return Tube Assembly (FS 165 to FS 230) .....	329-1	329
Hydraulic System Installation (FS 199 to FS 230) (LH Side) .....	330-1	330
Hydraulic System Installation below WL 145, Forward of FS 230 (LH Side) .	331-1	331
Hydraulic System Installation (FS 230 to FS 370) (LH Side) .....	332-1	332
Hydraulic System Installation (FS 230 to FS 255) (RH Side) .....	333-1	333
Hydraulic System Installation (FS 255 to FS 290) (RH Side) .....	334-1	334
Accumulator, Hydraulic .....	335-1	335
Tube Assembly, Metal .....	336-1	336
Hydraulic System Installation (FS 290 to FS 310) (RH Side) .....	337-1	337
Hydraulic System Installation (FS 310 to FS 340) (RH Side) .....	338-1	338
Manifold, Hydraulic (Part 1) .....	339-1	339
Manifold, Hydraulic (Part 2) .....	340-1	340
Manifold, Hydraulic (Part 3) .....	341-1	341
Manifold Assembly, Utility .....	342-1	342
Primary Ground Service Panel Assembly .....	343-1	343
Pump, Hydraulic RAM .....	344-1	344
Utility Ground Service Panel Assembly .....	345-1	345
Primary Pressure Tube Assembly .....	346-1	346
Return Tube Assembly .....	347-1	347
Hydraulic System Installation, AFT Tailboom (LH Side) .....	348-1	348
Hydraulic System Installation, AFT Tailboom (RH Side) .....	349-1	349
Utility Pressure and Return Tube Assembly .....	350-1	350
Utility Auxiliary Pressure and Return Tube Assembly (Part 1) .....	351-1	351
Utility Auxiliary Pressure and Return Tube Assembly (Part 2) .....	352-1	352
Accumulator, Hydraulic Utility System .....	353-1	353
Hydraulic System Installation (Wing) .....	354-1	354
Hydraulic System Installation (Vertical Stabilizer) .....	355-1	355
Servocylinder, Tail Rotor (Valves and Filters) .....	356-1	356
Hydraulic Line and Tailboom Armor Installation .....	357-1	357
Pressurized Air System Installation (FS 176 to FS 250) (Lower) .....	358-1	358
Pressurized Air System Installation (FS 250 to FS 330) (Lower) .....	359-1	359
Pressurized Air System Installation (FS 176 to FS 330) (Hydraulic Manifolds Precharge) .....	360-1	360
Pressurized Air System Installation (FS 223) (Part 1) .....	361-1	361
Pressurized Air System Installation (FS 223) (Part 2) .....	362-1	362

TABLE OF CONTENTS - Continued

	Page	Illus/ Figure
Pressurized Air System Installation (FS 220 to FS 250) (Part 3) .....	363-1	363
Rotor, Compressor, Gas .....	364-1	364
Particle Separator Assembly .....	365-1	365
Pressurized Air System Installation (FS 174 to FS 250) (Upper) .....	366-1	366
Pressurized Air System Installation (FS 247) .....	367-1	367
Pressurized Air System Installation (FS 250 to FS 280) (Part 4) .....	368-1	368
Pressurized Air System, Nacelle .....	369-1	369
Group 08 Instrument System		
Pilot and Copilot/Gunner Instrument Panel (Engine Instruments) .....	370-1	370
Access, Indicator, Engine Torque .....	371-1	371
Access, Indicator, Engine Rotor RPM .....	372-1	372
Access, Indicator, Turbine Gas Temperature .....	373-1	373
Access, Indicator, Gas Generator, RPM .....	374-1	374
Access, Indicator, Engine Oil Pressure .....	375-1	375
Access, Digital Display Panel, Selectable Parameter, Copilot/Gunner .....	376-1	376
Access, Indicator, Engine Fuel Quantity .....	377-1	377
Dim and Test Unit .....	378-1	378
Control Box, Electronic, Windshield Anti-Ice .....	379-1	379
Signal Conditioner, Power Supply Dimmer, Engine Out Warning Alarm, Signal Data Converter .....	380-1	380
Tray Assembly, Instrument .....	381-1	381
Access, Signal Data Converter .....	382-1	382
Chassis, Electrical .....	383-1	383
Electronic Component Assembly .....	384-1	384
Plate, Rear Assembly .....	385-1	385
Pilot and Copilot/Gunner Instrument Panel (Flight Instruments) .....	386-1	386
Pitot Static System Installation (FS 115 to FS 230) LH .....	387-1	387
Pitot Static System Installation, Pilot RH .....	388-1	388
Pitot Static System Installation, Copilot/Gunner RH .....	389-1	389
Pitot Static System Installation (FS 125 to FS 295) RH .....	390-1	390
Pitot Static System Installation (Wing) .....	391-1	391
Pilot and Copilot/Gunner Instrument Panel (Miscellaneous Instruments) ....	392-1	392
Group 09 Electrical System		
Wiring Installation, Main Rotor (De-Ice and Air Data Sensor) and Wiring Harness, W109 .....	393-1	393
Distribution Box Installation, Electrical Power .....	394-1	394
Box Assembly, Distribution, Electrical Power (Upper) .....	395-1	395
Box Assembly, Distribution, Electrical Power (Lower) .....	396-1	396
Box Assembly, Distribution, Electrical Power (Structure) .....	397-1	397

## TABLE OF CONTENTS - Continued

	Page	Illus/ Figure
Box Assembly, Distribution, Electrical Power (Wire Harness) .....	398-1	398
Control, Generator .....	399-1	399
Wiring Harness, W668 (Part 1) .....	400-1	400
Wiring Harness, W668 (Part 2) .....	401-1	401
Wiring Harness, W668 (Part 3) .....	402-1	402
Wiring Harness, W668 (Part 4) .....	403-1	403
Panel Installation, Circuit Breaker (Pilot) .....	404-1	404
Circuit Breaker Installation .....	404A-1	404A
Box Assembly, Circuit Breaker (Pilot) .....	405-1	405
Wiring Harness, W605 (Part 1) .....	406-1	406
Wiring Harness, W605 (Part 2) .....	407-1	407
Relay Box Installation, Engine 1 and 2 Start .....	408-1	408
Relay Box Assembly, Engine 1 and 2 Start (A330) .....	409-1	409
Wiring Harness, W652 .....	410-1	410
Transducer, Stabilator Airspeed .....	411-1	411
Switch, Squat .....	412-1	412
Generators and Electrical Component Installation (WL 145) .....	413-1	413
Panel Assembly, Electrical Power (Pilot) .....	414-1	414
Electrical Component Installation (AFT Avionics Bay) .....	415-1	415
Connector, External Power Receptacle (J14) .....	416-1	416
Switch, External Power Access Door and Open Canopy Indicator .....	417-1	417
Battery and Battery Charger .....	418-1	418
Panel Assembly, Circuit Breaker No. 2 (Copilot/Gunner) .....	419-1	419
Panel Assembly, Circuit Breaker No. 1 (Copilot/Gunner) .....	420-1	420
Wiring Harness, W621 .....	421-1	421
Panel Assembly, Interior/Exterior Lights (Pilot) .....	422-1	422
Dimming Multi-Channel Controller Assembly (Data Products) .....	423-1	423
Chassis Assembly, Dimming Controller (Data Products) .....	424-1	424
Utility and Glareshield Light Assembly (Copilot/Gunner) .....	425-1	425
Utility and Glareshield Light Assembly (Pilot) .....	426-1	426
Panel Assembly, Interior Lights (Copilot/Gunner) .....	427-1	427
Light Assembly, Utility Alligator Clamp Maintenance and Cable Assembly, Maintenance Light .....	428-1	428
Exterior Light Installation, Wing .....	429-1	429
Light Subassembly, Anti-Collision .....	430-1	430
Exterior Light Installation, AFT Fuselage .....	431-1	431
Electrical Component Installation, RH Forward Avionics Bay .....	432-1	432
Wiring Installation, Nose (FS 35 to FS 57) LH .....	433-1	433
Wiring Installation, Nose (FS 35 to FS 57) RH .....	434-1	434
Wiring Harness, W255 (Part 1) .....	435-1	435
Wiring Harness, W255 (Part 2) .....	436-1	436

## TABLE OF CONTENTS - Continued

	Page	Illus/ Figure
Wiring Harness, W255 (Part 3) .....	437-1	437
Wiring Harness, W261 (Part 1) .....	438-1	438
Wiring Harness, W261 (Part 2) .....	439-1	439
Wiring Harness .....	440-1	440
Wiring Installation, Copilot/Gunner Console LH .....	441-1	441
Wiring Harness, W195, W197 and W219 .....	442-1	442
Wiring Harness, W145 .....	443-1	443
Wiring Installation, Copilot/Gunner Console (FS 57 to FS 98) RH .....	444-1	444
Wiring Harness, W210 .....	445-1	445
Wiring Harness, W262 .....	446-1	446
Wiring Harness, W266 (Part 1) .....	447-1	447
Wiring Harness, W266 (Part 2) .....	448-1	448
Wiring Harness, W266 (Part 3) .....	449-1	449
Wiring Installation, below Copilot/Gunner Floor (FS 35 to FS 91) .....	450-1	450
Wiring Installation, Pilot Instrument Panel (Part 1) .....	451-1	451
Wiring Installation, Pilot Instrument Panel (Part 2) .....	452-1	452
Wiring Harness, W645 .....	453-1	453
Wiring Harness, W647 .....	454-1	454
Matrix Assembly, Pilot Instrument Panel (A326) .....	455-1	455
Wiring Harness, W646 .....	456-1	456
Support, Distributor .....	457-1	457
Wiring Installation, Pilot Console LH (Part 1) .....	458-1	458
Wiring Installation, Pilot Console LH (Part 2) .....	459-1	459
Wiring Installation, Pilot Console LH (Part 3) .....	460-1	460
Wiring Harness, W117 (Part 1) .....	461-1	461
Wiring Harness, W117 (Part 2) .....	462-1	462
Wiring Harness, W117 (Part 3) .....	463-1	463
Wiring Harness, W119 (Part 1) .....	464-1	464
Wiring Harness, W119 (Part 2) .....	465-1	465
Wiring Harness, W119 (Part 3) .....	466-1	466
Wiring Harness, W119 (Part 4) .....	467-1	467
Wiring Harness, W220 .....	468-1	468
Wiring Installation, Pilot Console RH (Part 1) .....	469-1	469
Wiring Installation, Pilot Console RH (Part 2) .....	470-1	470
Wiring Harness, W187 and W188 .....	471-1	471
Wiring Harness, W190 .....	472-1	472
Wiring Harness, W207 and W212 .....	473-1	473
Wiring Harness, W224 .....	474-1	474
Wiring Harness, W116 (Part 1) .....	475-1	475
Wiring Harness, W116 (Part 2) .....	476-1	476
Wiring Harness, W116 (Part 3) .....	477-1	477

## TABLE OF CONTENTS - Continued

	Page	Illus/ Figure
Wiring Harness, W118 (Part 1) .....	478-1	478
Wiring Harness, W118 (Part 2) .....	479-1	479
Wiring Harness, W118 (Part 3) .....	480-1	480
Wiring Harness, W118 (Part 4) .....	481-1	481
Wiring Harness, W201 .....	482-1	482
Wiring Installation, below Pilots Floor (FS 91 to FS 163) (Part 1) .....	483-1	483
Wiring Installation, below Pilots Floor (FS 91 to FS 163) (Part 2) .....	484-1	484
Wiring Installation, below Pilots Floor (FS 91 to FS 163) (Part 3) .....	485-1	485
Wiring Installation, Forward Fuel Tank .....	486-1	486
Wiring Installation, Forward Avionics Bay LH .....	487-1	487
Wiring Installation, Forward Avionics Bay RH (Part 1) .....	488-1	488
Wiring Installation, Forward Avionics Bay RH (Part 2) .....	488A-1	488A
Wiring Installation, Main Transmission .....	489-1	489
Wiring Harness, Oil Pressure Transducer W159 and W167 .....	490-1	490
Wiring Installation, Ammo Bay (Part 1) .....	491-1	491
Wiring Installation, Ammo Bay (Part 2) .....	492-1	492
Wiring Harness, W268 .....	493-1	493
Wiring Installation, Wings (Part 1) .....	494-1	494
Wiring Installation, Wings (Part 2) .....	495-1	495
Wiring Harness, W155 .....	496-1	496
Wiring Harness, W157 .....	497-1	497
Wiring Harness, W156 .....	498-1	498
Wiring Harness, W158 .....	499-1	499
Wiring Installation, Pylon .....	500-1	500
Wiring Harness, W601 .....	501-1	501
Wiring Installation, AFT Deck LH (Part 1) .....	502-1	502
Wiring Installation, AFT Deck LH (Part 2) .....	503-1	503
Wiring Installation, AFT Deck LH (Part 3) .....	504-1	504
Wiring Installation, AFT Deck LH (Part 4) .....	505-1	505
Wiring Installation, AFT Deck LH (Part 5) .....	506-1	506
Wiring Installation, AFT Deck LH (Part 6) .....	507-1	507
Wiring Installation, AFT Deck LH (Part 7) .....	508-1	508
Wiring Harness, W211 (Part 1) .....	509-1	509
Wiring Harness, W211 (Part 2) .....	510-1	510
Wiring Harness, W211 (Part 3) .....	511-1	511
Relay Box Installation, Stabilator .....	512-1	512
Wiring Harness, W191 .....	513-1	513
Wiring Installation, AFT Deck RH (Part 1) .....	514-1	514
Wiring Installation, AFT Deck RH (Part 2) .....	515-1	515
Wiring Installation, AFT Deck RH (Part 3) .....	516-1	516
Wiring Harness, W102 (Part 1) .....	517-1	517

## TABLE OF CONTENTS - Continued

	Page	Illus/ Figure
Wiring Harness, W102 (Part 2) .....	518-1	518
Wiring Harness, AM/FM Tail Antenna, W209 .....	519-1	519
Wiring Harness, W216, W218, W232 .....	520-1	520
Wiring Harness, W264 .....	521-1	521
Wiring Installation, AFT Fuel Tank .....	522-1	522
Wiring Installation, AFT Avionics Bay (FS 280 to FS 290) (Part 1) .....	523-1	523
Wiring Installation, AFT Avionics Bay (FS 280 to FS 290) (Part 2) .....	524-1	524
Wiring Installation, AFT Avionics Bay (FS 280 to FS 290) (Part 3) .....	525-1	525
Wiring Installation, AFT Avionics Bay (FS 290 to FS 310) (Part 4) .....	526-1	526
Filter, Radio Frequency .....	527-1	527
Wiring Harness, W108 (Part 1) .....	528-1	528
Wiring Harness, W108 (Part 2) .....	529-1	529
Distributor Box Assembly, AFT Avionics Bay .....	530-1	530
Wiring Installation, Tailboom (Part 1) .....	531-1	531
Wiring Installation, Tailboom (Part 2) .....	532-1	532
Wiring Installation, Tailboom (Part 3) .....	533-1	533
Wiring Installation, Tailboom (Part 4) .....	534-1	534
Wiring Installation, Tailboom (Part 5) .....	535-1	535
Wiring Harness, W170 .....	536-1	536
Wiring Harness, ADF Loop Antenna W182, W183 and W184 .....	537-1	537
Wiring Harness, W189 .....	538-1	538
Wiring Harness, W202 and W203 .....	539-1	539
Wiring Harness, W143 .....	540-1	540
Wiring Harness, W213 .....	541-1	541
Wiring Installation, Vertical Stabilator .....	542-1	542
Wiring Harness, W171 .....	543-1	543
Wiring Harness, W115 .....	544-1	544
Wiring Harness, W154 .....	545-1	545
Wiring Installation, Tail Rotor (De-Ice) .....	546-1	546
Caution and Warning Components .....	547-1	547
Panel, Fault-Function, Pilot (A106) (Housing) .....	548-1	548
Panel, Fault-Function, Pilot (A106) (Indicator Lights) .....	549-1	549
Panel, Fault-Function, Copilot/Gunner (A157) (Housing) .....	550-1	550
Panel, Fault-Function, Copilot/Gunner (A157) (Indicator Lights) .....	551-1	551
Panel, Fault-Function, Pilot (DS28) Copilot/Gunner (DS31) .....	552-1	552
Accelerometers .....	553-1	553
Alarm Unit, Control .....	554-1	554
Wiring Harness W226 KYK-13 Interface .....	554A-1	554A
Wiring Harness, EGI Attenuator W234 .....	554B-1	554B
Wiring Harness, Antenna Attenuator W227 .....	554C-1	554C
Cable Routing (Part 1) AH-64A/AVR-2A .....	554D-1	554D

## TABLE OF CONTENTS - Continued

	Page	Illus/ Figure
Cable Routing (Part 2) AH-64A/AVR-2A .....	554E-1	554E
Cable Routing (Part 3) AH-64A/AVR-2A .....	554F-1	554F
Cable Routing (Part 4) AH-64A/AVR-2A .....	554G-1	554G
Wiring Harness, APR-39 Tie W670 AH-64A/AVR-2A .....	554H-1	554H
Wiring Harness, Left Sensor W671 AH-64A/AVR-2A .....	554I-1	554I
Wiring Harness, Right Sensor W672 AH-64A/AVR-2A .....	554J-1	554J
Wiring Harness, AVR-2 Power W673 AH-64A/AVR-2A .....	554K-1	554K
Wiring Harness, Blkg/AGES W674 AH-64A/AVR-2A .....	554L-1	554L
Group 10 Fuel System		
Fuel Cell Installation (Forward) .....	555-1	555
Tank, Fuel, Aircraft (Amfuel) .....	556-1	556
Tank, Fuel, Aircraft (Goodyear) .....	557-1	557
Fuel Cell Installation (AFT) .....	558-1	558
Tank, Fuel, Aircraft (Amfuel) .....	559-1	559
Tank, Fuel, Aircraft (Goodyear) .....	560-1	560
Panel Assembly, Fuel (Pilot) .....	561-1	561
Panel Assembly, Fuel (Copilot/Gunner) .....	562-1	562
Refueling and Transfer Fuel System (Panel Assembly) .....	563-1	563
Refueling and Transfer Fuel System (FS 135 to FS 168) .....	564-1	564
Refueling and Transfer Fuel System (FS 176 to FS 230) .....	565-1	565
Refueling and Transfer Fuel System (Air Valve and Fuel Pump) .....	566-1	566
Refueling and Transfer Fuel System (FS 230 to FS 280) .....	567-1	567
Manifold, Fuel Service .....	568-1	568
Valve, Fuel-Defuel .....	569-1	569
Fuel Vent System (Forward Cell) .....	570-1	570
Fuel Vent System (AFT Cell) .....	571-1	571
Engine Fuel Supply Installation (FS 172 to FS 222) .....	572-1	572
Engine Fuel Supply Installation (FS 222 to FS 225) .....	573-1	573
Engine Fuel Supply Installation (FS 230) RH .....	574-1	574
Engine Fuel Supply Installation (FS 230 to FS 280) .....	575-1	575
Fuel Subsystem Installation (Forward Fuel Cell) .....	576-1	576
Fuel Subsystem Installation (AFT Fuel Cell) .....	577-1	577
Rigid Foam Armor, Fuel Cell (FWD and AFT) .....	578-1	578
Panel Assembly, N2 Inerting .....	579-1	579
Nitrogen Inerting Unit System Installation (Part 1) .....	580-1	580
Nitrogen Inerting Unit System Installation (Part 2) .....	581-1	581
Nitrogen Inerting Unit System Installation (Part 3) .....	582-1	582
Kit, Auxiliary Wing Tanks (2 Tanks) (Part 1) .....	583-1	583
Kit, Auxiliary Wing Tanks (2 Tanks) (Part 2) .....	584-1	584
Kit, Auxiliary Wing Tanks (4 Tanks) (Part 1) .....	585-1	585
Kit, Auxiliary Wing Tanks (4 Tanks) (Part 2) .....	586-1	586

TABLE OF CONTENTS - Continued

	Page	Illus/ Figure
Group 11 Flight Control System		
Rotor Controls, Upper Main (Pitch Links and Scissors) .....	587-1	587
Rotor Controls, Upper Main (Torque and Lateral Links) .....	588-1	588
Rotor Controls, Upper Main (Forward Longitudinals) .....	589-1	589
Rotor Controls, Upper Main (AFT Longitudinals) .....	590-1	590
Rotor Controls, Upper Main (Collective and Laterals) .....	591-1	591
Stick Installation, Collective (Pilot and Copilot/Gunner) .....	592-1	592
Control Stick, Aircraft (Pilot and Copilot/Gunner) .....	593-1	593
Grip Assembly, Control, Collective Stick (Pilot and Copilot/Gunner) .....	594-1	594
Switch Assembly .....	595-1	595
Stick Installation, Pilot Collective (Support) .....	596-1	596
Support Assembly, Collective Stick (Pilot) .....	597-1	597
Stick Installation, Copilot/Gunner Collective (Support) .....	598-1	598
Support Assembly, Collective Stick (Copilot/Gunner) .....	599-1	599
Protective Cover Installation, Collective Stick .....	600-1	600
Stick Installation, Pilot Cyclic .....	601-1	601
Control Stick, Aircraft .....	602-1	602
Housing Assembly, Cyclic Stick (Pilot) .....	603-1	603
Stick Installation, Copilot/Gunner Cyclic .....	604-1	604
Control Stick, Aircraft (Part 1) .....	605-1	605
Control Stick, Aircraft (Part 2) .....	606-1	606
Housing Assembly, Cyclic, Copilot/Gunner (Part 1) .....	607-1	607
Housing Assembly, Cyclic, Copilot/Gunner (Part 2) .....	608-1	608
Linkage Installation, Copilot/Gunner to Pilot Control (Directional) (Part 1) ...	609-1	609
SPAD Assembly, Directional (Copilot/Gunner) .....	610-1	610
Linkage Installation, Copilot/Gunner to Pilot Control (Directional) (Part 2) ...	611-1	611
Linkage Installation, Copilot/Gunner to Pilot Control (Directional) (Part 3) ...	612-1	612
Linkage Installation, Copilot/Gunner to Pilot Control (Collective) .....	613-1	613
Linkage Installation, Copilot/Gunner to Pilot Control (Longitudinal) (Part 1) ..	614-1	614
Linkage Installation, Copilot/Gunner to Pilot Control (Longitudinal) (Part 2) ..	615-1	615
Linkage Installation, Copilot/Gunner to Pilot Control (Lateral) (Part 1) .....	616-1	616
Linkage Installation, Copilot/Gunner to Pilot Control (Lateral) (Part 2) .....	617-1	617
Linkage Installation, Copilot/Gunner to Pilot Control (Lateral) (Part 3) .....	618-1	618
Linkage Installation, Control (FS 115 to FS 176) (Directional) (Part 1) .....	619-1	619
Linkage Installation, Control (FS 115 to FS 176) (Directional) (Part 2) .....	620-1	620
Linkage Installation, Control (FS 115 to FS 176) (Directional) (Part 3) .....	621-1	621
SPAD Assembly, Control, Pilot (Directional) .....	622-1	622
Bellcrank Assembly .....	623-1	623
Linkage Installation, Control (FS 115 to FS 176) (Collective) (Part 1) .....	624-1	624
Linkage Installation, Control (FS 115 to FS 176) (Collective) (Part 2) .....	625-1	625
Linkage Installation, Control (FS 115 to FS 176) (Longitudinal) (Part 1) .....	626-1	626



TABLE OF CONTENTS - Continued

	Page	Illus/ Figure
Linkage Installation, Control (FS 115 to FS 176) (Longitudinal) (Part 2) . . . . .	627-1	627
SPAD Assembly, Control Pilot (Longitudinal) . . . . .	628-1	628
Linkage Installation, Control (FS 115 to FS 176) (Lateral) (Part 1) . . . . .	629-1	629
Linkage Installation, Control (FS 115 to FS 176) (Lateral) (Part 2) . . . . .	630-1	630
Linkage Installation, Control (FS 115 to FS 176) (Lateral) (Part 3) . . . . .	631-1	631
Feel Spring Cartridge and Magnetic Brake Installation (Directional) . . . . .	632-1	632
Feel Spring Cartridge and Magnetic Brake Installation (Longitudinal) . . . . .	633-1	633
Mechanism Assembly, Trim Feel Spring Cartridge (Longitudinal) . . . . .	634-1	634
Feel Spring Cartridge and Magnetic Brake Installation (Lateral) . . . . .	635-1	635
Brake Assembly, Magnetic . . . . .	636-1	636
Panel Assembly, Automatic Stabilization Equipment . . . . .	637-1	637
Computer, Dase . . . . .	638-1	638
Actuator Assembly, Stabilator . . . . .	639-1	639
Controller, Stabilator . . . . .	640-1	640
Chassis, Electrical . . . . .	641-1	641
Transducer, Stabilator Position . . . . .	642-1	642
Pedal Installation, Pilot Station (Part 1) . . . . .	643-1	643
Pedal Installation, Pilot Station (Part 2) . . . . .	644-1	644
Pedal Installation, Pilot Station (Part 3) . . . . .	645-1	645
Crank Assembly, Pedal Adjusting (Pilot) . . . . .	646-1	646
Pedal Installation, Copilot/Gunner Station (Part 1) . . . . .	647-1	647
Pedal Installation, Copilot/Gunner Station (Part 2) . . . . .	648-1	648
Pedal Installation, Copilot/Gunner Station (Part 3) . . . . .	649-1	649
Cover Installation, Protective (Pilot and Copilot/Gunner) . . . . .	650-1	650
Linkage Installation, Tail Rotor Mid Fuselage (FS 164 to FS 216) . . . . .	651-1	651
Linkage Installation, Tail Rotor AFT Fuselage (FS 275 to FS 477) . . . . .	652-1	652
Linkage and Actuator Installation, Tail Rotor Controls (Part 1) . . . . .	653-1	653
Linkage and Actuator Installation, Tail Rotor Controls (Part 2) . . . . .	654-1	654
Linkage and Actuator Installation, Tail Rotor Controls (Part 3) . . . . .	655-1	655
Pitch Control Installation, Tail Rotor (Part 1) . . . . .	656-1	656
Pitch Control Installation, Tail Rotor (Part 2) . . . . .	657-1	657
Swashplate, Controller . . . . .	658-1	658
Group 12 Utility Systems		
Panel Assembly, Power Distribution, Pilot . . . . .	659-1	659
Panel Assembly, Copilot/Gunner . . . . .	660-1	660
Sensing Head Installation, Ice Detector; Controller, De-Icing; Relay Box Assembly, Engine Anti-Ice . . . . .	661-1	661

TABLE OF CONTENTS - Continued

	Page	Illus/ Figure
Relay Assembly, Engine Anti-Ice .....	662-1	662
Signal Processor Unit Assembly, Ice Detector .....	663-1	663
Windshield Wiper Installation .....	664-1	664
Panel Assembly, Cockpit .....	665-1	665
Fire Extinguishing System Installation (Cockpit Panels) .....	666-1	666
Fire Extinguishing System Installation (Miscellaneous) .....	667-1	667
Fire Extinguishing System Installation (Tubing) .....	668-1	668
Fire Extinguishing System Installation (Detectors and Amplifiers) .....	669-1	669
Fire Extinguisher, Aircraft .....	670-1	670
Wiring Installation, LH Nacelle Fire Sensors .....	671-1	671
Wiring Installation, RH Nacelle Fire Sensors .....	672-1	672
Fire/Overheat Detector and Frame Installation, Engine Firewall Louver .....	673-1	673
<b>Group 13</b> Environmental Control System		
Panel Assembly, Power Distribution, Pilot .....	674-1	674
Environmental Control Unit Installation .....	675-1	675
Regulator, Air Pressure .....	676-1	676
Cooling System Installation .....	677-1	677
Fan Installation .....	678-1	678
Thermal Switch Assembly LH and RH .....	679-1	679
Environmental Control Defogging System LH .....	680-1	680
Environmental Control Defogging System RH .....	681-1	681
Fuselage Environmental Control System (FS 154 to FS 180) .....	682-1	682
Fuselage Environmental Control System (FS 180 to FS 296) .....	683-1	683
Crew Environmental Control System (FS 57 to FS 125) LH .....	684-1	684
Crew Environmental Control System (FS 125 to FS 155) LH .....	685-1	685
Crew Environmental Control System RH .....	686-1	686
<b>Group 15</b> Auxiliary Power Plant		
Auxiliary Power Unit Installation .....	687-1	687
Engine, Gas Turbine (Front) .....	688-1	688
Engine, Gas Turbine (Rear) .....	689-1	689
Engine, Gas Turbine (Wiring Harness) .....	690-1	690
Auxiliary Power Unit Mount and Drain Installation .....	691-1	691
Auxiliary Power System (Exhaust and Enclosure) .....	692-1	692
Enclosure Installation, APU (Upper and Lower Cover) .....	693-1	693
Enclosure Installation, APU (Front and Top Cover) .....	694-1	694
<b>Group 16</b> Mission Equipment		
Switch, Toggle, Pylon Ground Maintenance .....	695-1	695
External Stores Subsystem .....	696-1	696
Pylon, Aircraft (Frame and Actuator) .....	697-1	697
Frame Assembly, Pylon .....	698-1	698

**TABLE OF CONTENTS - Continued**

	Page	Illus/ Figure
Rack, Bomb Ejector, Aircraft (Part 1) .....	699-1	699
Rack, Bomb Ejector, Aircraft (Part 2) .....	700-1	700
Ejector Assembly, Rack Pylon .....	701-1	701
Hardware Installation, Target Acquisition Designation Sight and Pilot Night Vision Sensor Assemblies .....	702-1	702
Countermeasure Installation (Part 1) .....	703-1	703
Countermeasure Installation (Part 2) .....	704-1	704
Countermeasure Installation (Part 3) .....	705-1	705
Countermeasure Installation (Part 4) .....	706-1	706
Cooling System Installation, Radar Jammer .....	707-1	707
Kit, Winterization System Installation .....	708-1	708
Covers, Antenna Blade .....	709-1	709
Wire Strike Protection Installation, Gun Deflector .....	710-1	710
Group 17    Emergency Equipment		
Canopy Severance Device Installation .....	711-1	711
Portable Fire Extinguisher Installation .....	712-1	712
First Aid Kit Installation (FWD and AFT Cockpits) .....	713-1	713
Group 60    Bulk Materials List		
Bulk Materials .....	Bulk-1	Bulk
Section III.    SPECIAL TOOLS LIST		
Group 80    Special Tools		
Ground Support Kit (AVUM) (Part 1) .....	714-1	714
Ground Support Kit (AVUM) (Part 2) .....	715-1	715
Ground Support Kit (AVUM) (Part 3) .....	716-1	716
Airframe Special Equipment (AVIM) .....	717-1	717
Tool Kit, Special (AVUM) (Part 1) .....	718-1	718
Tool Kit, Special (AVUM) (Part 2) .....	719-1	719
Tool Kit (AVIM) (Part 1) .....	720-1	720
Tool Kit (AVIM) (Part 2) .....	721-1	721
Crane, Aircraft Mounted Maintenance (Part 1) .....	722-1	722
Crane, Aircraft Mounted Maintenance (Part 2) .....	723-1	723
Crane, Aircraft Mounted Maintenance (Part 3) .....	724-1	724
Crane, Aircraft Mounted Maintenance (Part 4) .....	725-1	725
Yoke Assembly, Elevation .....	726-1	726
Rigging Kit, Aircraft (Part 1) .....	727-1	727
Rigging Kit, Aircraft (Part 2) .....	728-1	728
Rigging Kit, Aircraft (Part 3) .....	729-1	729
Kit, Sling Set (Part 1) .....	730-1	730
Kit, Sling Set (Part 2) .....	731-1	731

TABLE OF CONTENTS - Continued

	Page	Illus/ Figure
Kit, Sling Set (Part 3) .....	732-1	732
Kit, Sling Set (Part 4) .....	733-1	733
Kit, Sling Set (Part 5) .....	734-1	734
Kit, Sling Set (Part 6) .....	735-1	735
Transmission Kit, Removal and Installation .....	736-1	736
Platform, Main Transmission Removal and Installation .....	737-1	737
Kit, Lube Drain Hose .....	738-1	738
Test Equipment, Helicopter (Part 1) .....	739-1	739
Test Equipment, Helicopter (Part 2) .....	740-1	740
Tab Bending Tool and Gage .....	741-1	741
Box Assembly, Switch, Rotor Track and Balance Kit .....	742-1	742
Phase Tool Assembly .....	743-1	743
Kit, Ground Lock PGS .....	744-1	744
Cord Assembly, Electrical .....	745-1	745
Maintenance Platform, APU .....	746-1	746
Kit, Hydraulic Hoses .....	747-1	747
Kit, Fuel Cell Removal and Installation .....	748-1	748
Plate Assembly, Fuel Cell Access .....	749-1	749
Box Assembly, Fuel Cell Removal and Installation .....	750-1	750
Adapter Kit, Airframe Component Handling (Part 1) .....	751-1	751
Adapter Kit, Airframe Component Handling (Part 2) .....	752-1	752
Adapter Kit, Airframe Component Handling (Part 3) .....	753-1	753
Adapter Assembly, Main Rotor Blade Handling .....	754-1	754
Tool Kit, Aircraft Main Rotor Head .....	755-1	755
Adapter Assembly, Engine Handling .....	756-1	756
Tool Kit, Aircraft Maintenance (AVIM) .....	757-1	757
Fixture, Tail Rotor Head Assembly and Repair (AVIM) .....	758-1	758
Brake, Input Pinion Gear .....	759-1	759
Socket, Rotor Brake .....	760-1	760
Socket, Locknut Set .....	761-1	761
Cover, Ice Sensor Assembly .....	762-1	762
Tool, Output Shaft Seal Installation .....	763-1	763
Tool, Input Shaft Seal Installation .....	764-1	764
Kit, Spreader Bar/Positioning .....	765-1	765
Teeter Stop Bonding Fixture .....	766-1	766
Adapter Assembly, Calibration .....	767-1	767
Adapter, Calibration, Rotor Blade De-Ice System .....	768-1	768
Figure Deleted .....		769
Packer Assembly, Main Rotor Bearing .....	770-1	770
Rod/Link Adjustment Tool Assembly, Right .....	771-1	771
Fixture, Shock Strut Restraining .....	772-1	772

TABLE OF CONTENTS - Continued

	Page	Illus/ Figure
Spring Compressor, Fork Assembly .....	773-1	773
Test Set, Pylon Ejector .....	774-1	774
Socket, Wrench, Main Transmission .....	775-1	775
Fixture, Protective, Main Rotor Mast .....	776-1	776
Plug, Seal Kit .....	777-1	777
Wrench, Socket, Anti Flail Bearing .....	778-1	778
Compressor, Rotor Brake, Set .....	779-1	779
Set, Jackscrew .....	780-1	780
Tool Kit, Aircraft Lower Bearing Seal Installation/Removal .....	780A-1	780A
Tool Kit, Tail Rotor Fork Resilient Mount Installation/Removal .....	780B-1	780B
Tool Kit, Aircraft .....	780C-1	780C
Kit, Generator Removal .....	780D-1	780D
Group 82 Flyaway Items		
Tie Down Kit, Aircraft (Part 1) .....	781-1	781
Tie Down Kit, Aircraft (Part 2) .....	782-1	782
Tie Down Kit, Aircraft (Part 3) .....	783-1	783
Section IV. CROSS-REFERENCE INDEXES		
National Stock Number Index .....	I-1	
Part Number Index .....	I-143	
Figure and Item Number Index .....	I-533	



# AVIATION UNIT AND INTERMEDIATE MAINTENANCE REPAIR PARTS AND SPECIAL TOOLS LIST

## SECTION I. INTRODUCTION

### 1. Scope.

This RPSTL lists and authorizes spares and repair parts; special tools; special Test, Measurement, and Diagnostic Equipment (TMDE); and other special support equipment required for performance of aviation unit and aviation intermediate maintenance of the AH-64A Advanced Attack Helicopter. It authorizes the requisitioning, issue, and disposition of spares, repair parts and special tools as indicated by the Source, Maintenance and Recoverability (SMR) codes.

### 2. General.

In addition to Section I, Introduction, this Repair Parts and Special Tools List is divided into the following sections:

a. **Section II. Repair Parts List.** A list of spares and repair parts authorized by this RPSTL for use in the performance of maintenance. The list also includes parts which must be removed for replacement of the authorized parts. Parts lists are composed of functional groups in ascending alphanumeric sequence, with the parts in each group listed in ascending figure and item number sequence. Bulk materials are listed in item name sequence.

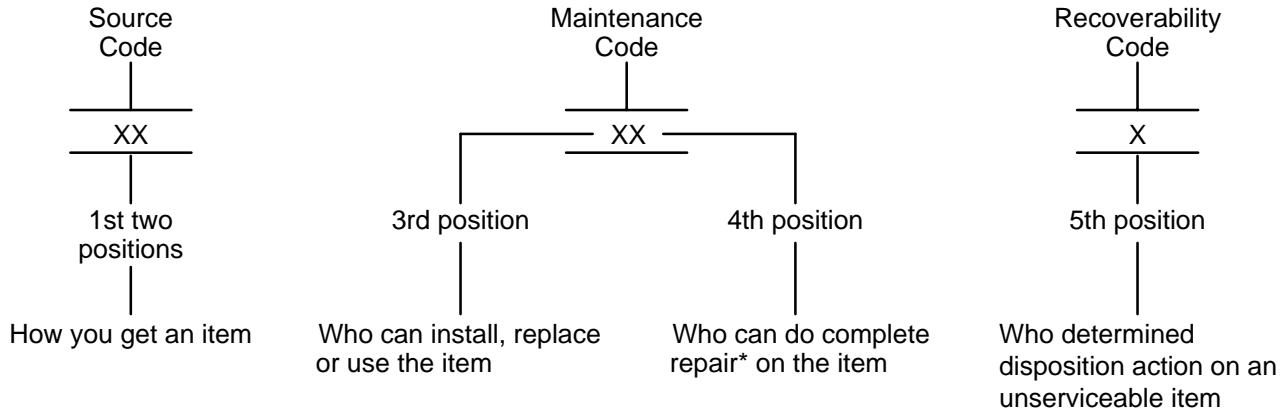
b. **Section II. Special Tools List.** A list of special tools, special TMDE, and other special support equipment authorized by this RPSTL (as indicated by Basis of Issue (BOI) information in DESCRIPTION AND USABLE ON CODE (UOC) column) for the purpose of maintenance.

c. **Section IV. Cross-reference Indexes.** A list, in National Item Identification Number (NIIN) sequence, of all National Stock Numbers (NSN) appearing in the listing, followed by a list in alphanumeric sequence of all part numbers appearing in the listings. National stock numbers and part numbers are cross-referenced to each illustration figure and item number appearance. The figure and item number index lists figure and item numbers in alphanumeric sequence and cross-references NSN, FSCM/CAGE and part numbers.

**3. Explanation of Columns (Sections II and III).**

a. **ITEM NO (Column (1)).** Indicates the number used to identify items called out in the illustration.

b. **SMR CODE (Column (2)).** The Source, Maintenance, and Recoverability (SMR) code is a 5-position code containing supply/requisitioning information, maintenance category authorization criteria, and disposition instruction, as shown in the following breakout:



\*Complete Repair: Maintenance capacity, capability, and authority to perform all corrective maintenance tasks of the "Repair" function in a use/user environment in order to restore serviceability to a failed item.

(1) **Source Code.** The source code tells you how to get an item needed for maintenance, repair, or overhaul of an end item/equipment. Explanations of source codes follow:

Code	Explanation
PA PB PC** PD PE PF PG	Stocked items; use the applicable NSN to request/requisition items with these source codes. They are authorized to the category indicated by the code entered in the 3rd position of the SMR code.  **NOTE: Items coded PC are subject to deterioration.
KD KF KB	Items with these codes are not to be requested/requisitioned individually. They are part of a kit which is authorized to the maintenance category indicated in the 3rd position of the SMR code. The complete kit must be requisitioned and applied.
MO- (Made at org/ AVUM Level) MF- (Made at DS/ AVIM Level) MH- (Made at GS Level) ML- (Made at Specialized Repair Activity (SRA)) MD- (Made at Depot)	Items with these codes are not to be requested/requisitioned individually. They must be made from bulk material which is identified by the part number in the DESCRIPTION AND USABLE ON CODE (UOC) column and listed in the Bulk Material group of the repair parts list in this RPSTL. Fabricated items may also be made utilizing Appendix D of the TM 1-1520-238-23 Series. If the item is authorized to you by the 3rd position code of the SMR code, but the source code indicates it is made at a higher Level, order the item from the higher Level of maintenance.



Code	Explanation
AO- (Assembled by org/AVUM Level)	<p>Items with these codes are not to be requested/requisitioned individually. The parts that make up the assembled item must be requisitioned or fabricated and assembled at the Level of maintenance indicated by the source code. If the 3rd position code of the SMR code authorizes you to replace the item, but the source code indicates the item is assembled at a higher Level, order the item from the higher Level of maintenance.</p>
AF- (Assembled by DS/AVIM Level)	
AH- (Assembled by GS Category)	
AL- (Assembled by SRA)	
AD- (Assembled by Depot)	

- XA- Do not requisition an "XA"-coded item. Order its next higher assembly. (Also, refer to the NOTE below)
- XB - If an "XB" item is not available from salvage, order it using the FSCM/CAGE and part number given.
- XC- Installation drawing, diagram, instruction sheet, field service drawing, that is identified by manufacturer's part number.
- XD- Item is not stocked. Order an "XD"-coded item through normal supply channels using the FSCM/CAGE and part number given, if no NSN is available.

NOTE: Cannibalization or controlled exchange, when authorized, may be used as a source of supply for items with the above source codes, except for those source coded "XA" or those aircraft support items restricted by requirements of AR 700-42.

(2) **Maintenance Code.** Maintenance codes tell you the level(s) of maintenance authorized to USE and REPAIR support items. The maintenance codes are entered in the third and fourth positions of the SMR Code as follows:

(a) The maintenance code entered in the third position tells you the lowest maintenance level authorized to remove, replace, and use an end item. The maintenance code entered in the third position will indicate authorization to one of the following levels of maintenance.

Code	Application/Explanation
C	-Crew or operator maintenance done within organizational or aviation unit maintenance.
O	-Organizational or aviation unit category can remove, replace, and use the item.
F	-Direct support or aviation intermediate level can remove, replace, and use the item.
H	-General support level can remove, replace, and use the item.
L	-Specialized repair activity can remove, replace, and use the item.
D	-Depot level can remove, replace, and use the item.

(b) The maintenance code entered in the fourth position tells whether or not the item is to be repaired and identifies the lowest maintenance level with the capability to do complete repair (i.e., perform all authorized repair functions.) (NOTE: Some limited repair may be done on the item at a lower level of maintenance, if authorized by the Maintenance Allocation Chart (MAC) and SMR codes.) This position will contain one of the following maintenance codes.

Code	Application/Explanation
O	-Organizational or aviation unit is the lowest level that can do complete repair of the item.
F	-Direct support or aviation intermediate is the lowest level that can do complete repair of the item.
H	-General support is the lowest level that can do complete repair of the item.
L	-Specialized repair activity (designated the specialized repair activity) is the lowest level that can do complete repair of the item.
D	-Depot is the lowest level that can do complete repair of the item.
Z	-Nonreparable. No repair is authorized.
B	-No repair is authorized. (No parts or special tools are authorized for the maintenance of a "B" coded item). However, the item may be reconditioned by adjusting, lubricating, etc., at the user level.

(3) **Recoverability Code.** Recoverability codes are assigned to items to indicate the disposition action on unserviceable items. The recoverability code is entered in the fifth position of the SMR Code as follows:

Recoverability Codes	Application/Explanation
Z	-Nonreparable item. When unserviceable, condemn and dispose of the item at the level of maintenance shown in 3rd position of SMR Code.
O	-Reparable item. When uneconomically reparable, condemn and dispose of the item at organizational or aviation unit level.
F	-Reparable item. When uneconomically reparable, condemn and dispose of the item at the direct support or aviation intermediate level.
H	-Reparable item. When uneconomically reparable, condemn and dispose of the item at the general support level.
D	-Reparable item. When beyond lower level repair capability, return to depot. Condemnation and disposal of item not authorized below depot level.
L	-Reparable item. Condemnation and disposal not authorized below specialized repair activity (SRA).
A	-Item requires special handling or condemnation procedures because of specific reasons (e.g., precious metal content, high dollar value, critical material, or hazardous material). Refer to specific instructions.

c. **FSCM/CAGE (Column (3)).** The Federal Supply Code for Manufacturer (FSCM/CAGE) is a 5-digit numeric code which is used to identify the manufacturer, distributor, or Government agency, etc., that supplies the item.

d. **PART NUMBER (Column (4)).** Indicates the primary number used by the manufacturer (individual, company, firm, corporation, or Government activity), which controls the design and characteristics of the item by means of its engineering drawings, specifications standards, and inspection requirements to identify an item or range of items.

NOTE: When you use a NSN to requisition an item, the item you receive may have a different part number from the part ordered.

e. **DESCRIPTION AND USABLE ON CODE (UOC) (Column (5)).** This column includes the following information:

- (1) The Federal item name and, when required, a minimum description to identify the item.
- (2) The physical security classification is not applicable.
- (3) Items that are included in kits and sets are listed below the name of the kit or set.
- (4) Spare/repair parts that make up an assembled item are listed immediately following the assembled item line entry.
- (5) Part numbers for bulk materials are referenced in this column in the line item entry for the item to be manufactured/fabricated.
- (6) When the item is not used with all the serial numbers of the same model, the effective serial numbers are shown on the last line(s) of the description (before UOC).
- (7) The usable on code, when applicable (see paragraph 5, Special Information).
- (8) In the Special Tools List section, the basis of issue (BOI) appears as the last line(s) in the entry for each special tool, special TMDE, and other special support equipment. When density of equipments supported exceeds density spread indicated in the basis of issue, the total authorization is increased proportionately.
- (9) The statement "END OF FIGURE" appears just below the last item description in Column 5 for a given figure in both Section II and Section III.

f. **QTY (Column (6)).** The QTY (quantity per figure column) indicates the quantity of the item used in the breakout shown on the illustration figure, which is prepared for a functional group, subfunctional group, or an assembly. A "V" appearing in this column in lieu of a quantity indicates that the quantity is variable and the quantity may vary from application to application.

#### 4. Explanation of Columns (Section II and III).

##### a. NATIONAL STOCK NUMBER (NSN) INDEX.

(1) **STOCK NUMBER column.** This column lists the NSN by National item identification number (NIIN) sequence. The NIIN consists of the last nine digits of the NSN (i.e.,  $\frac{\text{NSN}}{5305-01-674-1467}$ ). When using this column to locate an item, ignore the first 4 digits of the NSN. However, the complete NSN should be used when ordering parts by stock number.

(2) **FIG. column.** This column lists the number of the figure where the item is identified/located. The figures are in numerical order in Section II and Section III.

(3) **ITEM column.** The item number identifies the item associated with the figure listed in the adjacent FIG. column. This item is also identified by the NSN listed on the same line.

b. **PART NUMBER INDEX.** Part numbers in this index are listed by part number in ascending alphanumeric sequence (i.e., vertical arrangement of letter and number combination which places the first letter or digit of each group in order A through Z, followed by the numbers 0 through 9 and each following letter or digit in like order).

(1) **FSCM/CAGE column.** The Federal Supply Code for Manufacturer (FSCM/CAGE) is a 5-digit numeric code used to identify the manufacturer, distributor, or Government agency, etc., that supplies the item.

(2) **PART NUMBER column.** Indicates the primary number used by the manufacturer (individual, firm, corporation, or Government activity), which controls the design and characteristics of the item by means of its engineering drawings, specifications standards, and inspection requirements to identify an item or range of items.

(3) **STOCK NUMBER column.** This column lists the NSN for the associated part number and manufacturer identified in the PART NUMBER and FSCM/CAGE columns to the left.

(4) **FIG. column** This column lists the number of the figure where the item is identified/located in Section II and Section III.

(5) **ITEM column.** The item number is that number assigned to the item as it appears in the figure referenced in the adjacent figure number column.

c. **FIGURE AND ITEM NUMBER INDEX.**

(1) **FIG. column.** This column lists the number of the figure where the item is identified/located. The figures are in numerical order in Section II and Section III.

(2) **ITEM column.** The item number is that number assigned to the item as it appears in the figure referenced in the adjacent figure number column.

(3) **STOCK NUMBER column.** This column lists the NSN for the item.

(4) **FSCM/CAGE column.** The Federal Supply Code for Manufacturer (FSCM/CAGE) is a 5-digit numeric code used to identify the manufacturer, distributor, or Government agency, etc., that supplies the item.

(5) **PART NUMBER column.** Indicates the primary number used by the manufacturer (individual, firm, corporation, or Government activity), which controls the design and characteristics of the item by means of its engineering drawings, specifications, standards, and inspection requirements to identify an item or range of items.

**5. Special Information.**

a. **USABLE ON CODE.** The usable on code appears in the lower left corner of the Description column heading. Usable on codes are shown as "UOC: . . . . ." in the Description Column (justified left) on the first line applicable item description/nomenclature. Uncoded items are applicable to all models.

b. **FABRICATION INSTRUCTIONS.** Bulk materials required to manufacture items are listed in the Bulk Material Functional Group of the RPSTL. Part numbers for bulk materials are also referenced in the description column of the line item entry for the item to be manufactured/fabricated. Detailed fabrication instructions for items source coded to be manufactured or fabricated are found in TM 1-1520-238-23.

c. **ASSEMBLY INSTRUCTION.** Detailed assembly instructions for items source coded to be assembled from component spare/repair parts are found in TM 1-1520-238-23. Items that make up the assembly are listed immediately following the assembly item entry or reference is made to an applicable figure.

d. **KITS.** Line item entries for repair parts kits appear in a group in Section II (see table of contents).

e. **INDEX NUMBERS.** Items which have the word BULK in the figure column will have an index number shown in the item number column. This index number is a cross-reference between the National Stock Number/Part Number Index and the bulk material list in Section II.

f. **ASSOCIATED PUBLICATIONS.** The publication(s) listed below pertain to the AH-64A Advanced Attack Helicopter and its components.

<u>Publication</u>	<u>Short Title</u>
TM 1-1520-238-23	AVUM and AVIM Maintenance, AH-64A Advanced Attack Helicopter

g. **ILLUSTRATIONS - LISTING.** Higher-category RPSTL illustrations are not applicable.

**6. How To Locate Repair Parts.**

a. When National Stock Number or Part Number is Not Known.

(1) **First.** Using the table of contents, determine the assembly group to which the item belongs. This is necessary since figures are prepared for assembly groups and subassembly groups, and listings are divided into the same groups.

(2) **Second.** Find the figure covering the assembly group or subassembly group to which the item belongs.

(3) **Third.** Identify the item on the figure and use the Figure and Item Number Index to find the NSN.

b. When National Stock Number or Part Number is Known.

(1) **First.** Using the National Stock Number or Part Number Index, find the pertinent National Stock Number or Part Number. The NSN index is in National Item Identification Number (NIIN) sequence (see 4a(1)). The part numbers in the Part Number index are listed in ascending alphanumeric sequence (see 4b). Both indexes cross-reference you to the illustration/figure and item number of the item you are looking for.

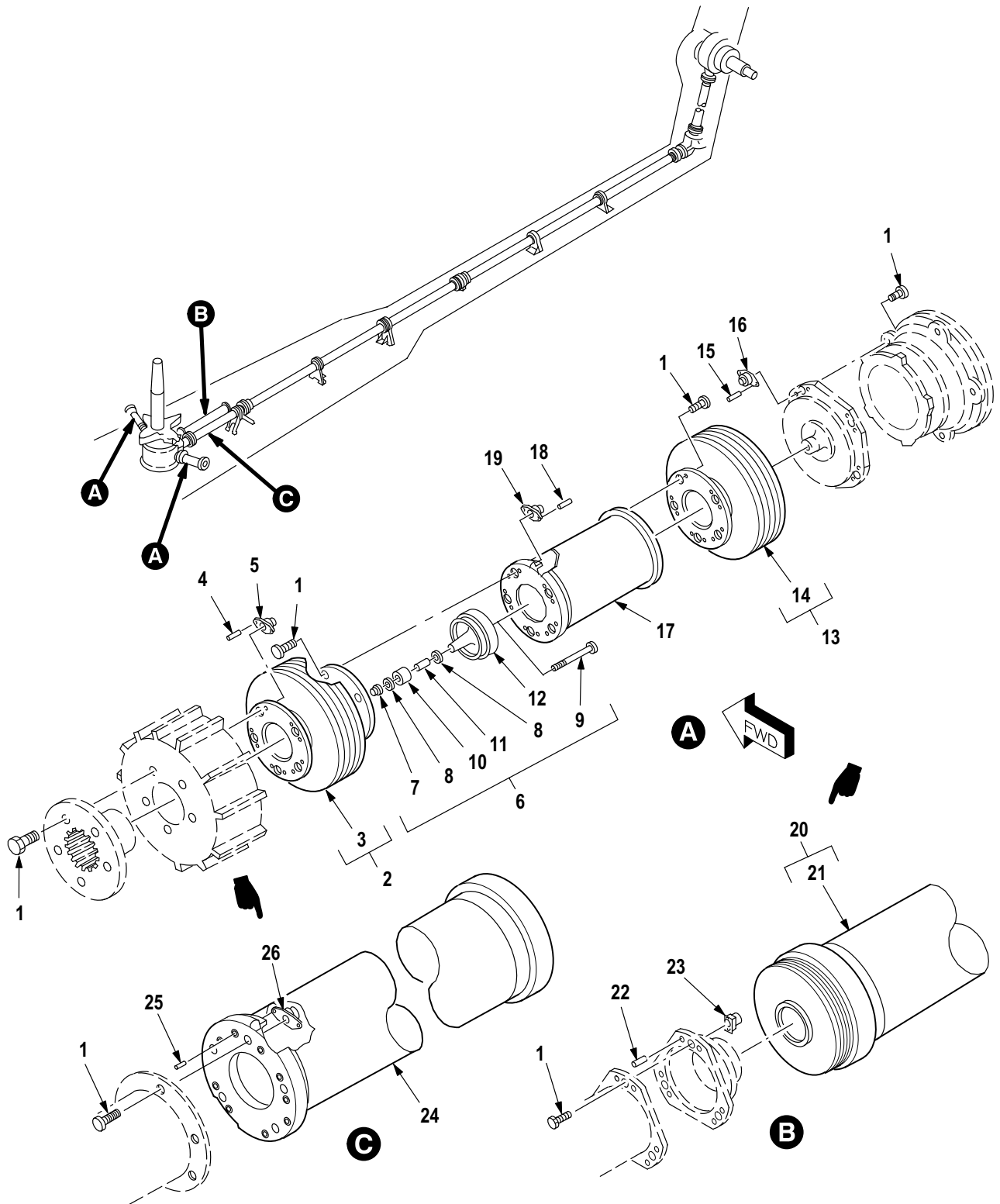
(2) **Second.** Turn to figure and item number, verify that the item is the one you are looking for, then locate the item number in the repair parts list for the figure.

**7. Abbreviations.**

<u>Abbreviations</u>	<u>Explanation</u>
AAB	AFT Avionics Bay
AAH	AH-64A Advanced Attack Helicopter
ADP	Air Data Processor
APU	Auxiliary Power Unit
ASE	Automatic Stabilization Equipment
AVIM	Direct Support or Aviation Intermediate Maintenance Repair Parts and Special Tools List
AVUM	Organizational or Aviation Intermediate Maintenance Repair Parts and Special Tools List

<u>Abbreviations</u>	<u>Explanation</u>
BUCS	Back Up Control System
CPG	Copilot/Gunner
DASE	Digital Automatic Stabilization Equipment
ECS	Environmental Control System
ECU	Environmental Control Unit
EFF	Effectivity
EMI	Electro-Magnetic Interference
FAB	Forward Avionics Bay
FD/LS	Fault Detection/Location Subsystem
FIG/FIGS	Figure/Figures
FS	Fuselage Station
FSP	Flight Safety Part
IPAS	Integrated Pressurized Air System
IRS	Infra-Red Suppressor
LG	Landing Gear
LH	Left Hand
MLG	Main Landing Gear
M/R, MR	Main Rotor
MRH	Main Rotor Head
NHA	Next Higher Assembly
NIIN	National Item Identification Number (consists of the last 9 digits of the NSN)
PAS	Pressurized Air System
QEC	Quick Engine Change
RH	Right Hand
RPSTL	Repair Parts and Special Tools List
SDC	Shaft Driven Compressor
SDC	Signal Data Converter
T/R, TR	Tail Rotor
U/O	Use On
USBL	Usable
XDCR	Transducer
XMSM	Transmission



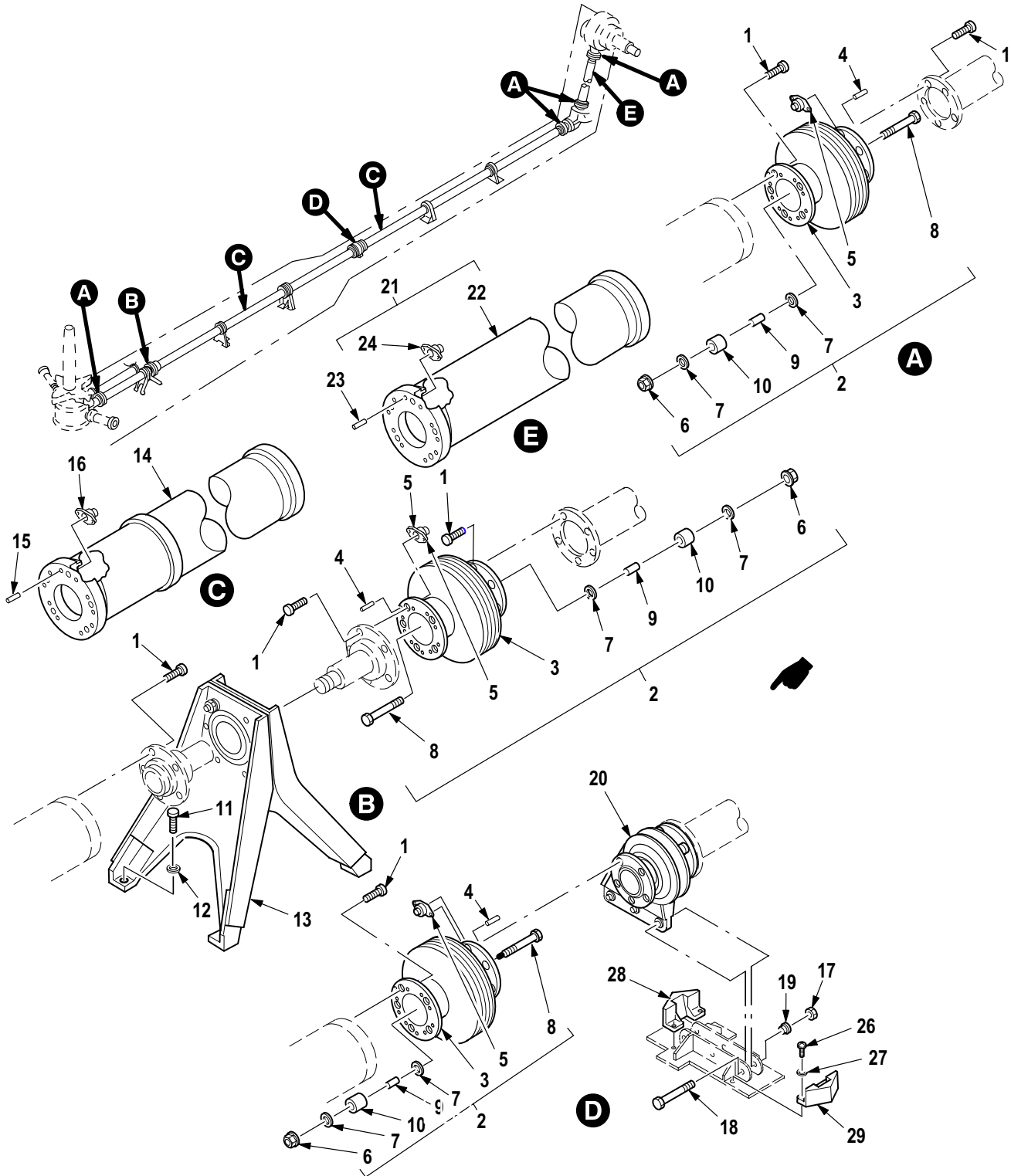


M09-638H

Figure 298. Group 06 Drive System Shaft and Coupling Installation (FS 220 to FS 249)  
7-31 130005



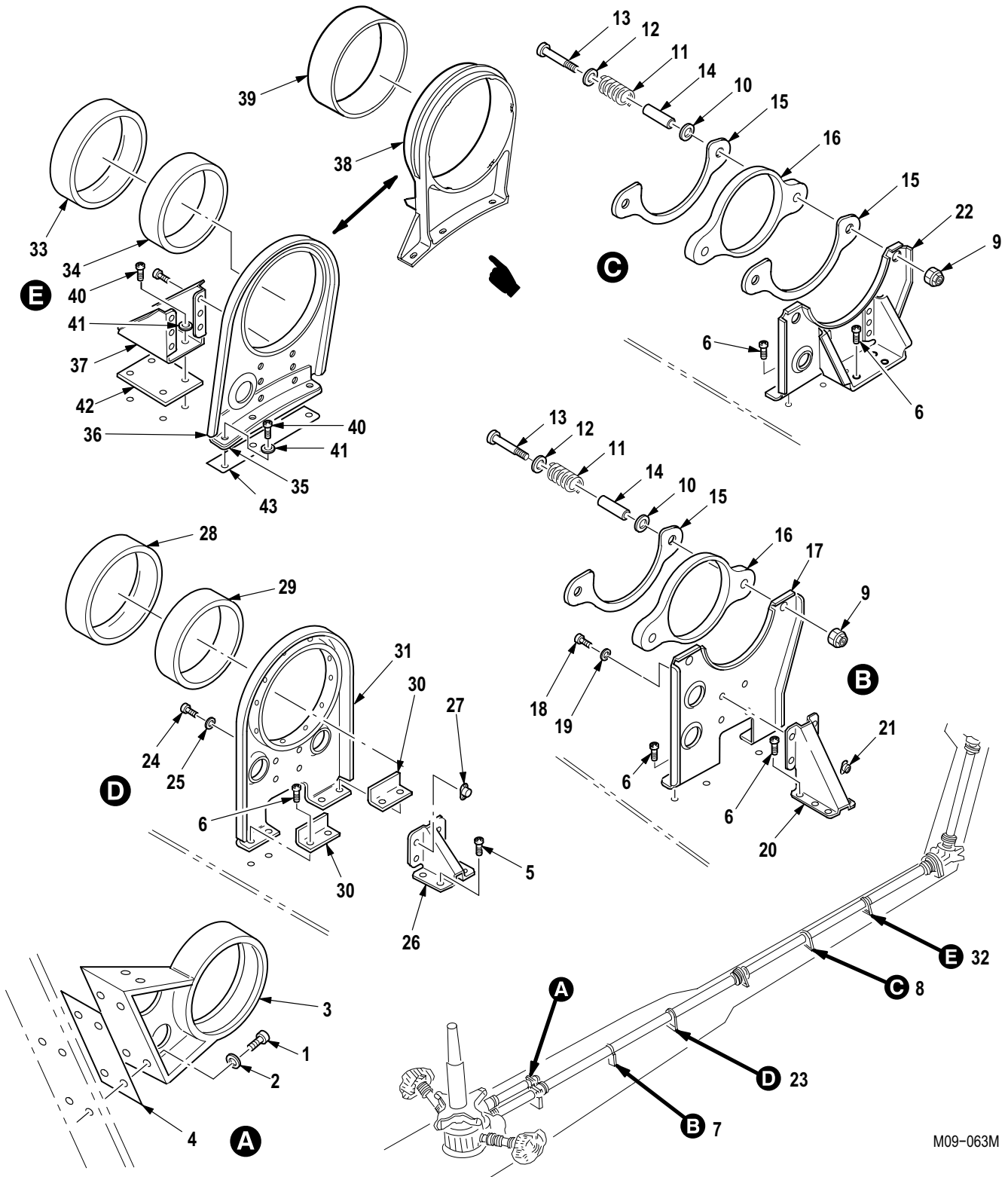
(1) ITEM NO.	(2) SMR CODE	(3) CAGE	(4) PART NUMBER	(5) DESCRIPTION AND USABLE ON CODE (UOC)	(6) QTY
				Group 06 Drive Train Fig. 298 Drive System Shaft and Coupling Installation (FS 220 to FS 249) 7-31 1300005	
1	PAOZZ	02731	7-1 13500019	• Bolt, Shear .....	48
2	PAODD	02731	7-21 1350001	• Coupling, Engine Nos .....	2
3	XDOFF	99551	2494486	•• Coupling, Nosebox G .....	1
4	PAFZZ	99551	645615-2	••• Rivet, Blind .....	10
5	PAFZZ	99551	2494095	••• Nut, Self-Locking, Pl .....	5
6	AOOOO	99551	2494489	•• Nut Assy, Flail Brg .....	1
7	PAOZZ	80205	NAS1291C3M	••• Nut, Self-Locking, Ex .....	1
8	PAOZZ	99551	645074-33FU	••• Washer, Flat .....	2
9	PAOZZ	80205	NAS6303U25H	••• Bolt, Shear .....	1
10	PAOZZ	99551	2494490	••• Bearing, Sleeve .....	1
11	PAOZZ	99551	2494524	••• Bearing, Sleeve .....	1
12	PAOZZ	99551	2491942	••• Nut, Flail Bearing .....	1
13	PAODD	02731	7-21 1350003	• Coupling Assembly, T .....	2
14	XDOFF	99551	2494488	•• Coupling, Transmissi .....	1
15	PAFZZ	99551	645615-2	••• Rivet, Blind .....	10
16	PAFZZ	99551	2494095	••• Nut, Self-Locking, Pl .....	5
17	PAODD	02731	7-21 1350002	• Shaft, Input, Engine .....	2
18	PAFZZ	99551	2881003-4	•• Rivet, Solid .....	20
19	PAFZZ	99551	2493653	•• Nut, Self-Locking, Pl .....	10
20	PAODD	02731	7-21 1350009	• Shaft, Drive, Flexibl .....	1
21	PAFDD	99551	2494001	•• Shaft, Drive, Flexibl .....	1
22	PAFZZ	99551	2881003-4	••• Rivet, Solid .....	12
23	PAFZZ	99551	2491988	••• Nut, Self-Locking, Pl .....	6
24	PAODD	02731	7-21 1350005-3	• Driveshaft .....	1
25	PAFZZ	99551	2881003-4	•• Rivet, Solid .....	20
26	PAFZZ	99551	2493653	•• Nut, Self-Locking, Pl .....	10
END OF FIGURE					



M09-637H

Figure 299. Group 06 Drive System Shaft and Coupling Installation (FS 253 to FS 551)  
7-31 130005

(1) ITEM NO.	(2) SMR CODE	(3) CAGE	(4) PART NUMBER	(5) DESCRIPTION AND USABLE ON CODE (UOC)	(6) QTY
				Group 06 Drive Train Fig. 299 Drive System Shaft and Coupling Installation (FS 253 to FS 551) 7-31 1300005	
1	PAOZZ	02731	7-1 13500019	• Bolt, Shear .....	70
2	PAODD	02731	7-21 1350004-3	• Coupling, Tailrotor .....	6
3	XDOFF	99551	2494094	•• Coupling, Tail Rotor .....	1
4	PAFZZ	99551	645615-2	••• Rivet, Blind .....	10
5	PAFZZ	99551	2494095	••• Nut, Self-Locking, Pl .....	5
6	PAOZZ	80205	NAS1291C5M	•• Nut, Self-Locking, Ex .....	1
7	PAOZZ	99551	2494526	•• Washer, Flat .....	2
8	PAOZZ	80205	NAS6305U23	•• Bolt, Shear .....	1
9	PAOZZ	99551	2494525	•• Bearing, Sleeve .....	1
10	PAOZZ	99551	2494476	•• Bearing, Sleeve .....	1
11	PAOZZ	96906	MS21134-04010	• Bolt, Shear .....	4
12	PAOZZ	96906	MS20002C4	• Washer, Recessed .....	4
13	PAODD	02731	7-31 1350008-5	• Bearing Unit, Ball .....	1
14	PAODD	02731	7-21 1350006-5	• Shaft Assy, Tail Rot .....	2
15	PAFZZ	99551	645615-2	•• Rivet, Blind .....	20
16	PAFZZ	99551	2493653	•• Nut, Self-Locking, Pl .....	10
17	PAOZZ	96906	MS21083C4	• Nut, Self-Locking, He .....	3
18	PAOZZ	80205	NAS6204-17H	• Bolt, Shear .....	3
19	PAOZZ	80205	NAS77-4-025	• Bushing, Sleeve .....	3
20	PAODD	02731	7-21 1350007-5	• Bearing Unit, Ball .....	1
21	PAODD	02731	7-21 1350027-3	• Shaft, Shouldered .....	1
22	XDFFF	99551	2495633	•• Shaft, Complete, T/R .....	1
23	PAFZZ	99551	2881003-4	••• Rivet, Solid .....	20
24	PAFZZ	99551	2493653	••• Nut, Self-Locking, Pl .....	10
25	XCOOO	02731	7-31 1930020	• Armor Instl-T/R Drv (Not Illustrated-Installation Drawing) .	1
26	PAOZZ	80205	NAS1403-6	• Screw, Machine .....	4
27	PAOZZ	88044	AN960C10L	• Washer, Flat .....	4
28	PAOZZ	02731	7-31 1930021-5	• Deflector, Inboard T .....	1
29	PAOZZ	02731	7-31 1930022-3	• Deflector, Outboard .....	1
END OF FIGURE					



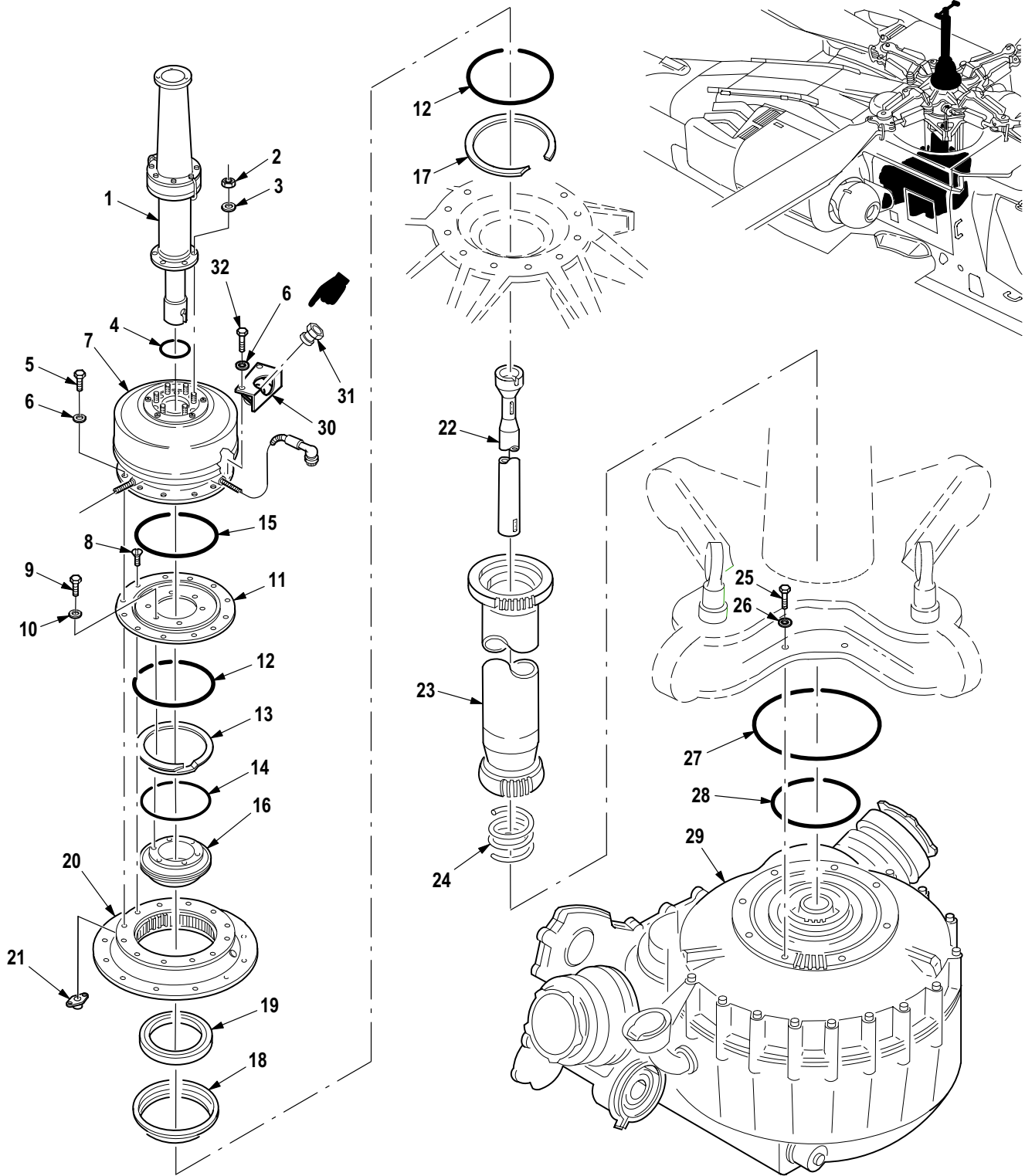
M09-063M

Figure 300. Group 06 Drive System Shaft and Coupling Installation (Dampers and Anti Flail)  
7-31 130005

(1) ITEM NO.	(2) SMR CODE	(3) CAGE	(4) PART NUMBER	(5) DESCRIPTION AND USABLE ON CODE (UOC)	(6) QTY
				Group 06 Drive Train Fig. 300 Drive System Shaft and Coupling Installation (Dampers and Anti Flail) 7-31 1300005	
1	PAOZZ	96906	MS20073-03-06	• Bolt, Machine .....	4
2	PAOZZ	88044	AN960KD10	• Washer, Flat .....	4
3	PAOZZ	02731	7-31 1350020-7	• Anti Flail, APU Drive .....	1
4	MOOZZ	02731	7-31 1300005-9	• Shim .....	1
5	PAOZZ	96906	MS51958-61	• Screw, Machine .....	4
6	PAOZZ	96906	MS51958-63	• Screw, Machine .....	20
7	AOOOO	02731	7-21 1350011	• Damper Assy, FWD Dr .....	1
8	AOOOO	02731	7-21 1350012-5	• Damper Assy, AFT .....	2
9	PAOZZ	02731	HS262-428	•• Nut, Self-Locking, Ex .....	2
10	PAOZZ	88044	AN960JD616	•• Washer, Flat (U/O P/N 7-211350012-5) .....	V
10	PAOZZ	88044	AN960PD616L	•• Washer, Flat (U/O P/N 7-211350011) .....	V
11	PAOZZ	02731	7-1 13500016	•• Spring, Helical, Comp .....	2
12	PAOZZ	88044	AN960PD416L	•• Washer, Flat .....	2
13	PAOZZ	80205	NAS1404-25	•• Screw, Machine .....	2
14	PAOZZ	02731	7-1 13500017-3	•• Spacer, Sleeve .....	2
15	PAOZZ	02731	7-1 13500015-5	•• Plate, Damper, Drive (U/O P/N 7-211350011) .....	1
15	PAOZZ	02731	7-1 13500015-5	•• Plate, Damper, Drive (U/O P/N 7-211350012-5) .....	2
16	PAOZZ	02731	7-1 13500014	•• Damper, Drive Shaft .....	1
17	PAOOO	02731	7-21 1350013	•• Bracket, Mounting (U/O P/N 7-211350011) .....	1
18	PAOZZ	80205	NAS563-15	••• Bolt, Machine .....	4
19	PAOZZ	88044	AN960C10L	••• Washer, Flat .....	4
20	PAOOO	02731	7-21 1350013-1 1	••• Bracket, Angle .....	1
21	PAOZZ	80205	MS21075L3E	•••• Nut, Self-Locking, Pl .....	4
22	PAOZZ	8V613	7-21 1350018	•• Support Assy, Damper AFT (U/O P/N 7-211350012-5) .	1
23	PAOOO	02731	7-21 1350010	• Support Assy, Drive FWD Anti-Flail .....	1
24	PAOZZ	80205	NAS563-15	•• Bolt, Machine .....	4
25	PAOZZ	88044	AN960C10L	•• Washer, Flat .....	4
26	PAOOO	02731	7-21 1350010-1 1	•• Bracket, Mounting .....	1
27	PAOZZ	80205	MS21075L3E	••• Nut, Self-Locking, Pl .....	4
28	PAOZZ	02731	7-21 1350022	•• Sleeve, Anti-Flail .....	1
29	PAOZZ	02731	7-31 1350014-5	•• Ring, Anti-Flail .....	1
30	XDOZZ	02731	7-21 1350010-9	•• Doubler .....	2
31	PAOZZ	02731	7-21 1350010-3	•• Support, Anti-Flail .....	1
32	PAOOO	02731	7-31 1350014	• Anti Flail Assy, Tai .....	1
32	PAOOO	8V613	7-51 1350014-1 1	• Anti Flail Assy, Tai A/C With MWO 1-1520-238-55-11 Incorporated .....	1
33	PAOZZ	02731	7-21 1350022	•• Sleeve, Anti-Flail .....	1
34	PAOZZ	02731	7-31 1350014-5	•• Ring, Anti-Flail .....	1
35	XDOZZ	02731	7-31 1350014-9	•• Doubler .....	1
36	XAOZZ	02731	7-31 1350014-3	•• Support, Plate .....	1
37	PAOZZ	02731	7-31 1350014-7	•• Bracket, Anti-Flail .....	1
38	PAOZZ	8V613	7-51 1350014-13	•• Support, Structural A/C With MWO 1-1520-238-55-11 Incorporated .....	1
39	PAOZZ	8V613	7-51 1350022-1	•• Sleeve, Coupling, Cla A/C With MWO 1-1520-238-55-11 Incorporated .....	1
40	PAOZZ	96906	MS51958-66	• Screw, Machine .....	7
41	PAOZZ	88044	AN960JD10L	• Washer, Flat .....	31

(1) ITEM NO.	(2) SMR CODE	(3) CAGE	(4) PART NUMBER	(5) DESCRIPTION AND USABLE ON CODE (UOC)	(6) QTY
42	MOOZZ	02731	7-31 1300005-3	• Shim .....	1
43	MOOZZ	02731	7-31 1300005-5	• Shim .....	1
END OF FIGURE					



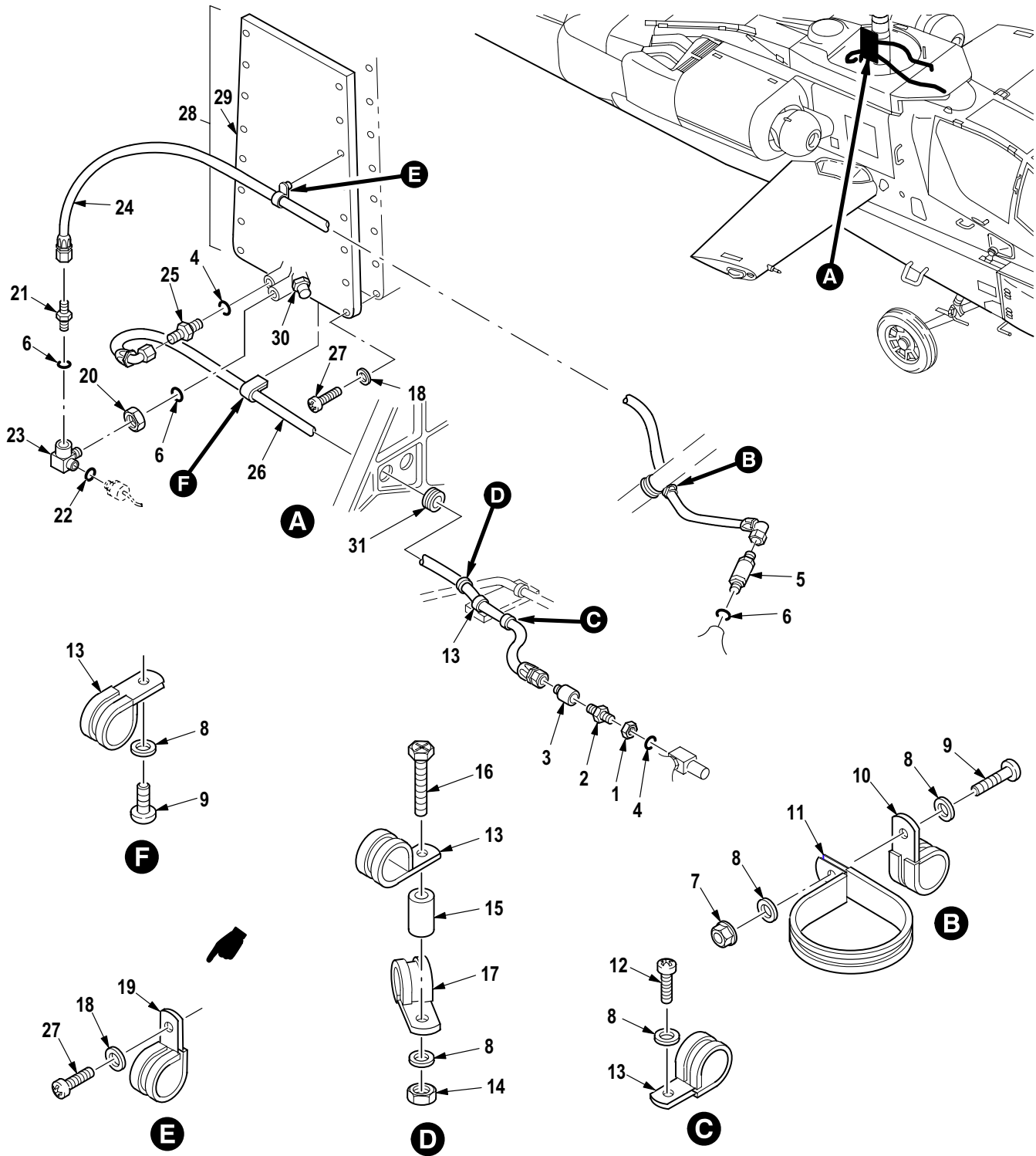


M09-696J

Figure 301. Group 06 Main Transmission and Lube System Installation  
(Drive Shaft and Mast)  
7-31 1300001-3



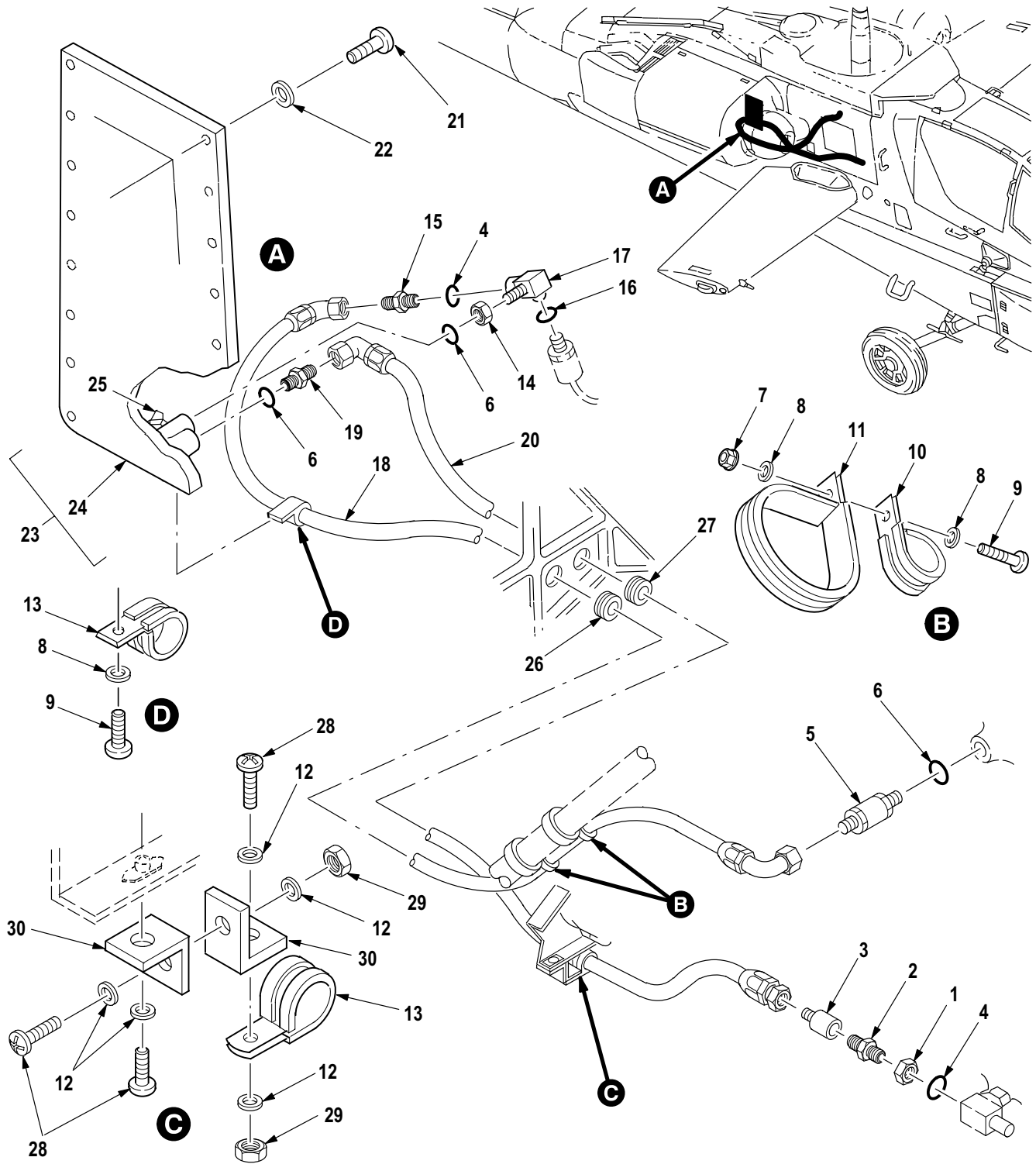
(1) ITEM NO.	(2) SMR CODE	(3) CAGE	(4) PART NUMBER	(5) DESCRIPTION AND USABLE ON CODE (UOC)	(6) QTY
				Group 06 Drive Train Fig. 301 Main Transmission and Lube System Installation (Drive Shaft and Mast) 7-31 1300001-3	
1	XCODD	02731	7-319720004-3	• Mast Assembly, Data (See Fig. 304 for Breakdown) . . . . .	1
2	PAFZZ	80205	MS21042L3	•• Nut, Self-Locking, Ex . . . . .	6
3	PAFZZ	59875	TX90790-34	•• Washer, Flat . . . . .	3
4	PAOZZ	81349	M83248/1-152	• O-Ring . . . . .	1
5	PAOZZ	96906	MS20073-03-10	• Bolt, Machine . . . . .	8
6	PAOZZ	88044	AN960KD10	• Washer, Flat . . . . .	10
7	PAODD	02731	7-31 1A10025-3	• Distribution Box . . . . .	1
8	PAOZZ	80205	NAS1203-7	• Screw, Close Toleran . . . . .	4
9	PAOZZ	96906	MS20073-03-05	• Bolt, Machine . . . . .	6
10	PAOZZ	59875	TX90790-34	• Washer, Flat . . . . .	12
11	PAOZZ	02731	7-319720014	• Cover, Drive Plate . . . . .	1
12	PAOZZ	81349	M83248-1-167	• O-Ring . . . . .	2
13	PAOZZ	02731	HS3014RR590	• Ring, Retaining . . . . .	1
14	PAOZZ	81349	M83248/1-162	• O-Ring . . . . .	1
15	PAOZZ	81349	M83248/1-263	• O-Ring . . . . .	1
16	PAOZZ	02731	7-319720015	• Support Assy, Rotor . . . . .	1
17	PAOZZ	02731	HS3031UR725	• Ring, Retaining . . . . .	1
18	PAOZZ	02731	7-1 13100100	• Retainer, Oil Seal . . . . .	1
19	PAOZZ	02731	HS4106-5500	• Seal, Plain . . . . .	1
20	PAOFF	02731	7-21 1310098-9	• Plate, Drive, Main Ro . . . . .	1
21	PAFZZ	96906	MS21076-3	•• Nut, Self-Locking, Pl . . . . .	12
22	PAOZZ	02731	7-31972001 1-3	• Standpipe, Air Senso . . . . .	1
23	PAOZZ	02731	7-21 1350021-3	• Gearshaft, Spur . . . . .	1
24	PAOZZ	02731	7-1 13100060	• Spring, Helical, Comp . . . . .	1
25	XDOZZ	96906	MS21250H06020	• Bolt, Shear . . . . .	8
26	PAOZZ	96906	MS21206C6	• Washer, Recessed . . . . .	8
27	PAOZZ	81349	M83248/1-454	• O-Ring . . . . .	1
28	PAOZZ	81349	M83248/1-368	• O-Ring . . . . .	1
29	PAODD	02731	7-31 1310001-43	• Transmission, Main (See Figs. 305 thru 309 for Breakdown) . . . . .	1
30	XDOZZ	02731	7-1 13100228-15	Adapter, Assy, Plunge (U/O P/N 7-311300001) . . . . .	1
31	PAOZZ	96906	MS9954-03	Plug, Machine Thread (U/O P/N 7-311300001) . . . . .	1
32	PAOZZ	96906	MS20073-03-1 1	Bolt, Machine (U/O P/N 7-311300001) . . . . .	2
END OF FIGURE					



M09-6971

Figure 302. Group 06 Main Transmission and Lube System Installation (Hoses and Heat Exchanger) (LH Side)  
7-31 1300001-3

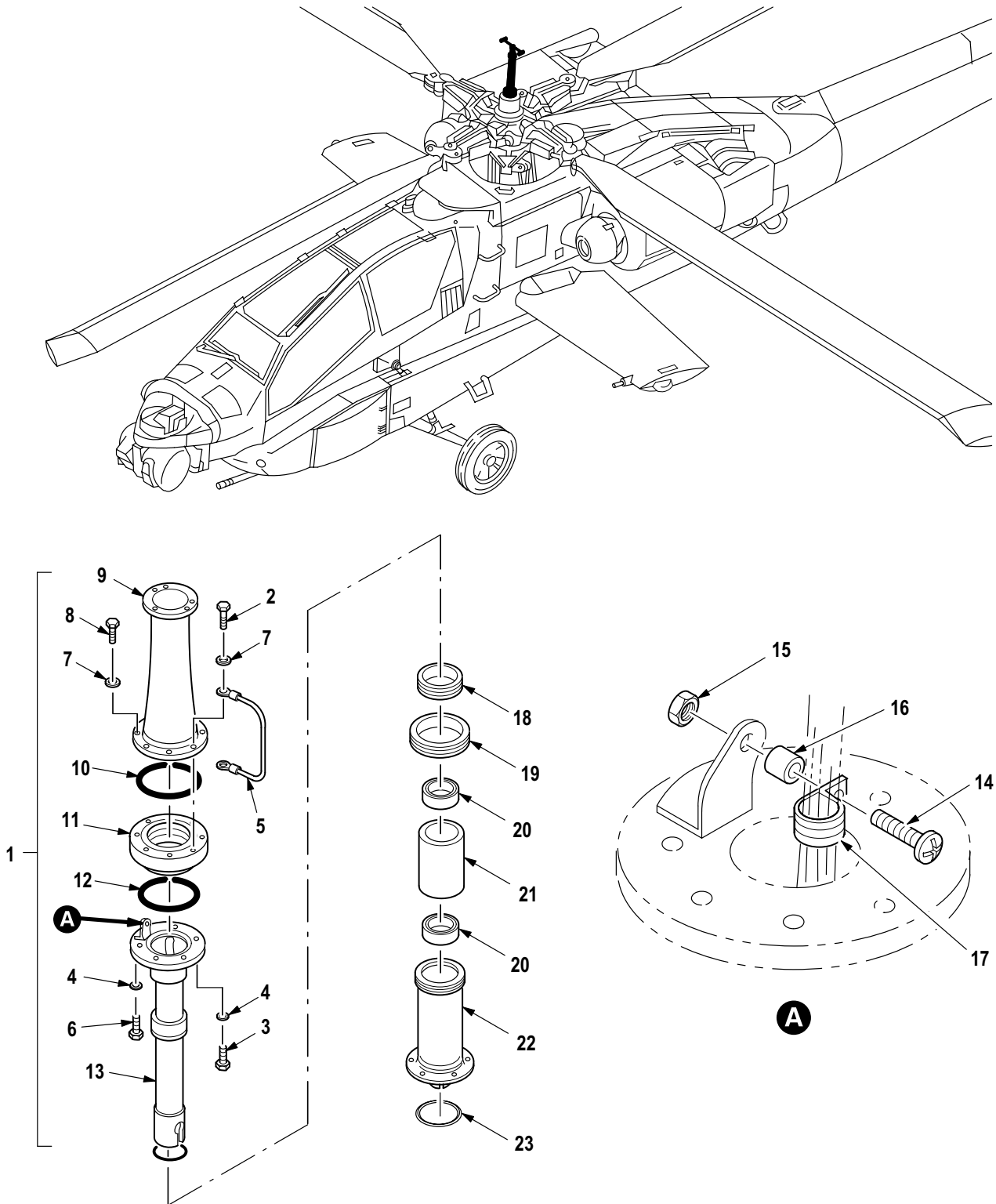
(1) ITEM NO.	(2) SMR CODE	(3) CAGE	(4) PART NUMBER	(5) DESCRIPTION AND USABLE ON CODE (UOC)	(6) QTY
				Group 06 Drive Train Fig. 302 Main Transmission and Lube System Installation (Hoses and Heat Exchanger) (LH Side) 7-31 1300001-3	
1	PAOZZ	81352	AN924-8D	• Nut, Plain, Hexagon .....	1
2	PAOZZ	00624	AE99618H	• Coupling Half, Self- .....	1
3	PAOZZ	00624	AE99619H	• Coupling Half, Self- .....	1
4	PAOZZ	81349	M83248/1-908	• O-Ring .....	2
5	PAOZZ	02731	HS4550-10	• Valve, Check .....	1
6	PAOZZ	81349	M83248/1-910	• O-Ring .....	3
7	PAOZZ	80205	MS21042-3	• Nut, Self-Locking, Ex .....	2
8	PAOZZ	88044	AN960JD10L	• Washer, Flat .....	5
9	PAOZZ	80205	NAS1096-3-8	• Screw, Machine .....	2
10	PAOZZ	96906	MS21919WDG11	• Clamp, Loop .....	1
11	PAOZZ	96906	MS21919WDG24	• Clamp, Loop .....	1
12	PAOZZ	80205	NAS1096-3-9	• Screw, Machine .....	1
13	PAOZZ	96906	MS21919WDG10	• Clamp, Loop .....	6
14	PAOZZ	80205	MS21042L3	• Nut, Self-Locking, Ex .....	6
15	PAOZZ	80205	NAS43DD3-12N	• Spacer, Sleeve .....	1
16	PAOZZ	80205	NAS1096-3-1 1	• Screw, Machine .....	1
17	PAOZZ	02731	HS4501SS06NB	• Clamp, Loop .....	1
18	PAOZZ	88044	AN960C10L	• Washer, Flat .....	16
19	XDOZZ	96906	MS21919WCJ12	• Clamp, Loop .....	1
20	PAOZZ	88044	AN924-10D	• Nut, Plain, Hexagon .....	1
21	PAOZZ	96906	MS21902D10	• Nipple, Boss .....	1
22	PAOZZ	81349	M83248/1-012	• O-Ring .....	1
23	PAOZZ	02731	7-21 1310231	• Tee, Tube .....	1
24	PAOZZ	02731	HS5532J0370C	• Hose Assembly, Nonme .....	1
25	PAOZZ	96906	MS21902D8	• Nipple, Boss .....	1
26	PAOZZ	02731	HS5532H0480C	• Hose Assembly, Nonme .....	1
27	PAOZZ	96906	MS51958-69	• Screw, Machine .....	15
28	PAODD	02731	7-21 1310111-3	• Cooler, Fluid, Transm .....	2
29	XAODD	70210	14E18-2	•• Heat Exchanger, Oil .....	1
30	PAOZZ	70210	10E13-1	••• Valve Assy, Heat Exc .....	1
31	PAOZZ	96906	MS35489-135	• Grommet, Nonmetallic .....	1
END OF FIGURE					



M09-1172C

Figure 303. Group 06 Main Transmission and Lube System Installation (Hoses and Heat Exchanger) (RH Side)  
7-31 1300001-3

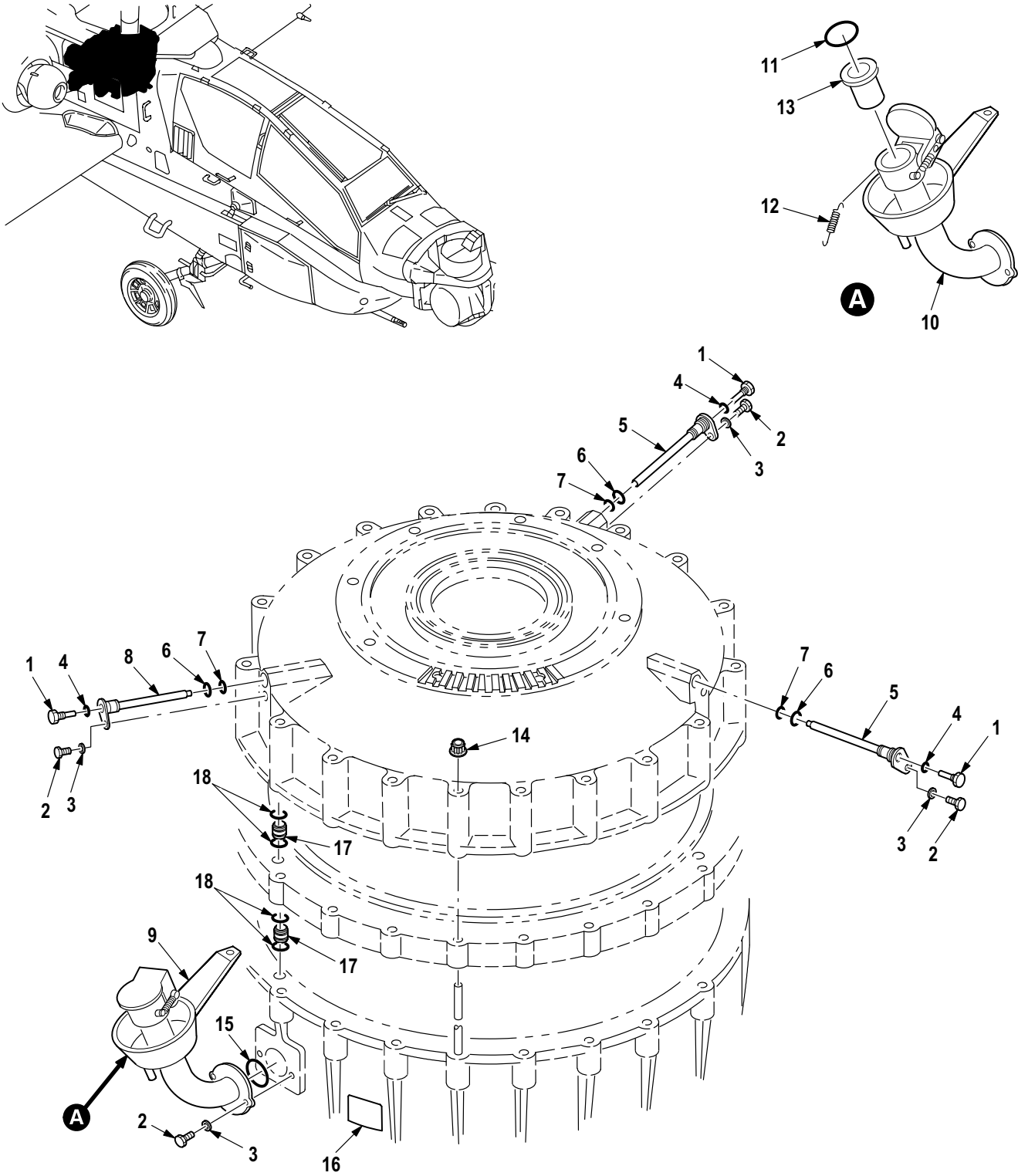
(1) ITEM NO.	(2) SMR CODE	(3) CAGE	(4) PART NUMBER	(5) DESCRIPTION AND USABLE ON CODE (UOC)	(6) QTY
				Group 06 Drive Train Fig. 303 Main Transmission and Lube System Installation (Hoses and Heat Exchanger) (RH Side) 7-31 1300001-3	
1	PAOZZ	81352	AN924-8D	• Nut, Plain, Hexagon .....	1
2	PAOZZ	00624	AE99618H	• Coupling Half, Self- .....	1
3	PAOZZ	00624	AE99619H	• Coupling Half, Self- .....	1
4	PAOZZ	81349	M83248/1-908	• O-Ring .....	2
5	PAOZZ	02731	HS4550-10	• Valve, Check .....	1
6	PAOZZ	81349	M83248/1-910	• O-Ring .....	3
7	PAOZZ	80205	MS21042-3	• Nut, Self-Locking, Ex .....	1
8	PAOZZ	88044	AN960JD10L	• Washer, Flat .....	5
9	PAOZZ	80205	NAS1096-3-8	• Screw, Machine .....	3
10	PAOZZ	96906	MS21919WDG11	• Clamp, Loop .....	3
11	PAOZZ	96906	MS21919WDG24	• Clamp, Loop .....	2
12	PAOZZ	59875	TX90790-34	• Washer, Flat .....	5
13	PAOZZ	96906	MS21919WDG10	• Clamp, Loop .....	3
14	PAOZZ	88044	AN924-10D	• Nut, Plain, Hexagon .....	1
15	PAOZZ	96906	MS21902D8	• Nipple, Boss .....	1
16	PAOZZ	81349	M83248/1-012	• O-Ring .....	1
17	PAOZZ	02731	7-21 1310231	• Tee, Tube .....	1
18	PAOZZ	02731	HS5532J0440F035	• Hose Assembly, Nonme .....	1
19	PAOZZ	96906	MS21902D10	• Nipple, Boss .....	1
20	PAOZZ	02731	HS5532H0380C	• Hose Assembly, Nonme .....	1
21	PAOZZ	96906	MS51958-69	• Screw, Machine .....	15
22	PAOZZ	88044	AN960C10L	• Washer, Flat .....	16
23	PAODD	02731	7-21 1310111-3	• Cooler, Fluid, Transm .....	2
24	XAODD	70210	14E18-2	• • Heat Exchanger, Oil .....	1
25	PAOZZ	70210	10E13-1	• • • Valve Assy, Heat Exc .....	1
26	PAOZZ	96906	MS35489-51	• Grommet, Nonmetallic .....	1
27	PAOZZ	96906	MS35489-135	• Grommet, Nonmetallic .....	2
28	PAOZZ	80205	NAS1403-3	• Screw, Machine .....	3
29	PAOZZ	96906	MS21083N3	• Nut, Self-Locking, He .....	2
30	PAOZZ	88044	AN743Z12	• Bracket, Angle .....	2
END OF FIGURE					



M09-698B

Figure 304. Group 06 Mast Assembly, Air Data Sensor  
7-319720004-3

(1) ITEM NO.	(2) SMR CODE	(3) CAGE	(4) PART NUMBER	(5) DESCRIPTION AND USABLE ON CODE (UOC)	(6) QTY
				Group 06 Drive Train Fig. 304 Mast Assembly, Air Data Sensor 7-319720004-3 See Fig. 301 for NHA	
1	PAOFF	02731	7-319720029-3	• Mount Assy, Air Sens .....	1
2	PAOZZ	96906	MS20073-03-05	•• Bolt, Machine .....	4
3	PAOZZ	96906	MS20073-03-07	•• Bolt, Machine .....	4
4	PAOZZ	88044	AN960JD10L	•• Washer, Flat .....	6
5	PAOZZ	96906	MS25083-6DD7	•• Lead, Electrical .....	4
6	PAFZZ	96906	MS20073-03-06	•• Bolt, Machine .....	2
7	PAOZZ	02731	HS306-323	•• Washer, Flat .....	8
8	PAFZZ	96906	MS20073-03-04	•• Bolt, Machine .....	4
9	PAFZZ	02731	7-319720026	•• Adapter, Air Data Sy .....	1
10	PAFZZ	81349	M83248/1-047	•• O-Ring .....	1
11	PAFZZ	02731	7-319720027	•• Mount, Resilient .....	1
12	PAFZZ	81349	M83248/1-043	•• O-Ring .....	1
13	PAFZZ	02731	7-319720028-5	•• Shaft Assy, Soft Mou .....	1
14	PAFZZ	80205	NAS603-12P	•• Screw, Machine .....	1
15	PAFZZ	80205	MS21042L3	•• Nut, Self-Locking, Ex .....	1
16	PAFZZ	80205	NAS43DD3-20FC	•• Spacer, Sleeve .....	1
17	PAFZZ	81349	M85052/1-10	•• Clamp, Loop .....	1
18	PAFZZ	02731	7-319720024	• Seal, Plain .....	1
19	PAFZZ	02731	HS3014RR267	• Ring, Retaining .....	1
20	PAFZZ	02731	7-319720020	• Bearing, Ball, Annula .....	2
21	PAFZZ	02731	7-319720017	• Spacer, Sleeve .....	1
22	PAFZZ	02731	7-319720018	• Housing, Bearing, Air .....	1
23	PAFZZ	02731	HS3013RS157	• Ring, Retaining .....	1
END OF FIGURE					

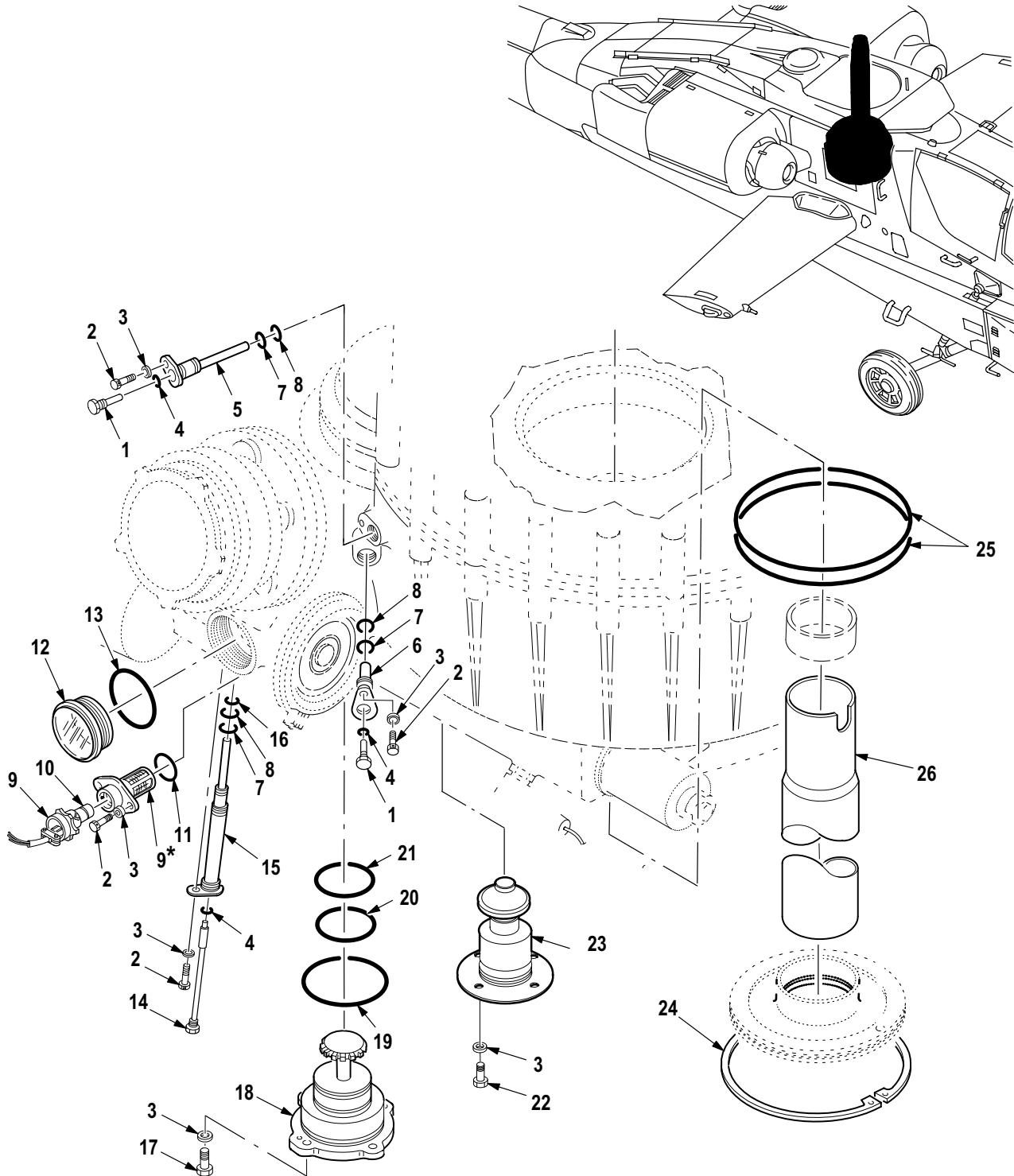


M09-066G

Figure 305. Group 06 Transmission, Main (Part 1)  
7-31 1310001-43



(1) ITEM NO.	(2) SMR CODE	(3) CAGE	(4) PART NUMBER	(5) DESCRIPTION AND USABLE ON CODE (UOC)	(6) QTY
				Group 06 Drive Train Fig. 305 Transmission, Main (Part 1) 7-31 1310001-43 See Fig. 301 for NHA	
1	PAOZZ	02731	7-1 13200104	• Filter Element, Oil .....	3
2	PAOZZ	80205	NAS1004-1H	• Bolt, Machine .....	5
3	PAOZZ	88044	AN960-416L	• Washer, Flat .....	5
4	PAOZZ	81349	M83248/1-902	• O-Ring .....	3
5	PAOZZ	8V613	7-1 13100196-3	• Jet, Upper Cover .....	2
6	PAOZZ	81349	M83248/1-015	• O-Ring .....	3
7	PAOZZ	81349	M83248/1-013	• O-Ring .....	3
8	PAOZZ	02731	7-1 13100195	• Jet, Upper Cover .....	1
9	PAOOO	02731	7-21 1310119-3	• Cap, Filler Opening .....	1
10	XAOOO	97484	21742	•• Filler Cap Assembly .....	1
11	PAOZZ	97484	217C	••• O-Ring .....	1
12	PAOZZ	97484	F904	••• Spring, Helical, Exte .....	2
13	PAOZZ	97484	F965	••• Screen, Filler Cap, R .....	1
14	PAFZZ	02731	HS5763-5	• Nut, Self-Locking, Do .....	20
15	PAOZZ	81349	M83248/1-137	• O-Ring .....	2
16	XDOZZ	96906	MS27253-1	• Plate, Identificatio .....	1
17	PAOZZ	02731	7-21 1320157	• Tube, Metallic .....	2
18	PAOZZ	81349	M83248/1-012	• O-Ring .....	10
END OF FIGURE					

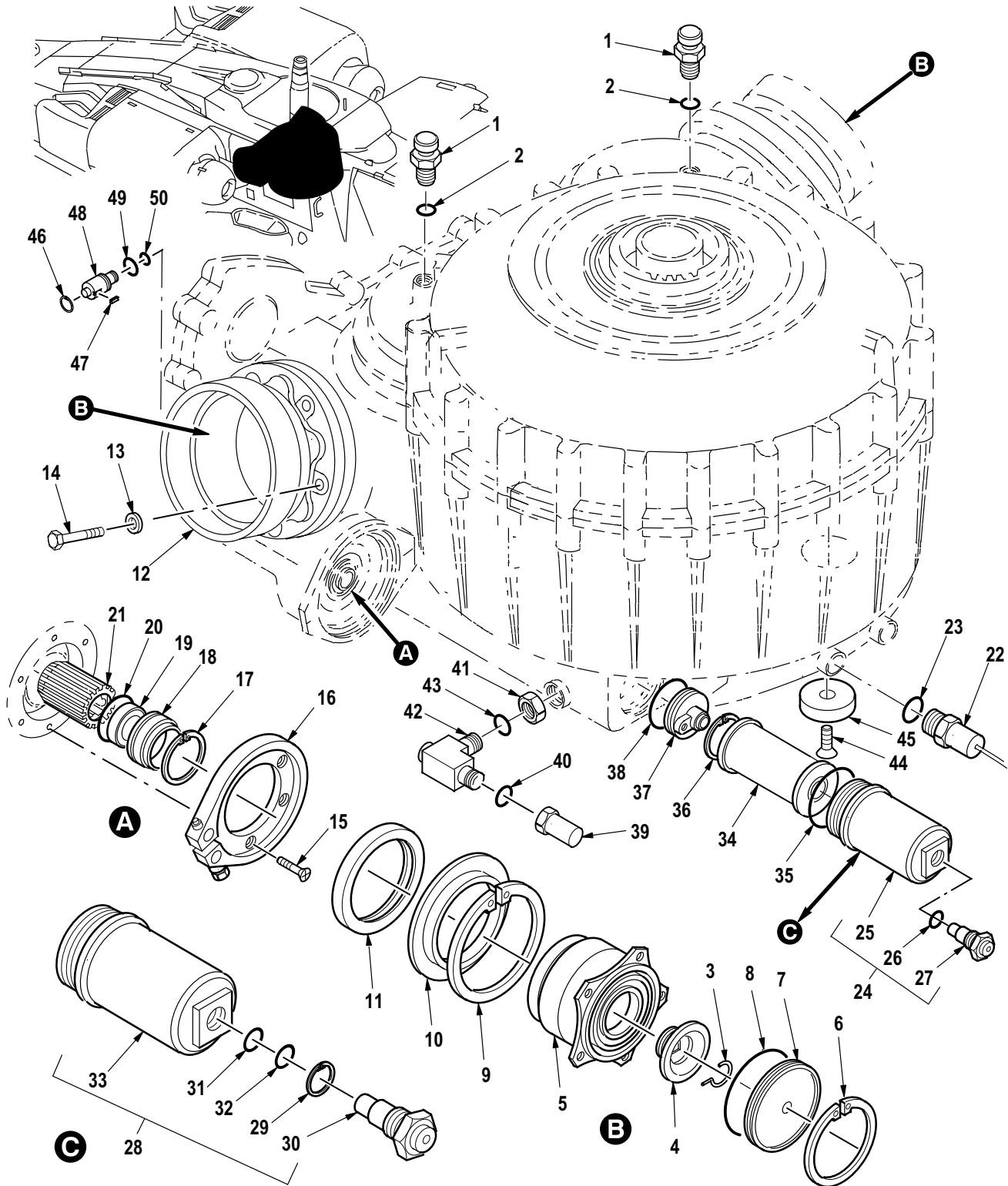


\*SUPPLIED WITH ATTACHED ITEM

M09-068M

Figure 306. Group 06 Transmission, Main (Part 2)  
7-31 1310001-43

(1) ITEM NO.	(2) SMR CODE	(3) CAGE	(4) PART NUMBER	(5) DESCRIPTION AND USABLE ON CODE (UOC)	(6) QTY
				Group 06 Drive Train Fig. 306 Transmission, Main (Part 2) 7-31 1310001-43 See Fig. 301 for NHA	
1	PAOZZ	02731	7-1 13200104	• Filter Element, Oil .....	4
2	PAOZZ	80205	NAS1004-1H	• Bolt, Machine .....	10
3	PAOZZ	88044	AN960-416L	• Washer, Flat .....	26
4	PAOZZ	81349	M83248/1-902	• O-Ring .....	6
5	PAOZZ	02731	7-1 13100197	• Jet, Forward Transmi .....	2
6	PAOZZ	02731	7-1 13100199	• Restrictor, Fluid Fl .....	2
7	PAOZZ	81349	M83248/1-015	• O-Ring .....	6
8	PAOZZ	81349	M83248/1-013	• O-Ring .....	6
9	PAOOO	02731	7-21 1310114	• Detector, Metallic P .....	2
10	PAOZZ	81349	M83248/1-01 1	• O-Ring .....	1
11	PAOZZ	81349	M83248/1-021	• O-Ring .....	2
12	PAOZZ	02731	HS5254-0001	• Indicator, Sight, Liq .....	2
13	PAOZZ	81349	M83248/1-928	• O-Ring .....	2
14	PAOZZ	02731	7-1 13100202	• Strainer Element, Se .....	2
15	PAOZZ	02731	7-1 13100201-3	• Jet, Input Shaft .....	2
16	PAOZZ	81349	M83248/1-012	• O-Ring .....	2
17	PAOZZ	80205	NAS6604H5	• Bolt, Shear .....	8
18	PAODD	02731	7-31 1310101	• Pump, Rotary .....	2
19	PAOZZ	81349	M83248/1-151	• O-Ring .....	2
20	PAOZZ	81349	M83248/1-139	• O-Ring .....	2
21	PAOZZ	81349	M83248/1-137	• O-Ring .....	3
22	PAOZZ	80205	NAS6704-1	• Bolt, Shear .....	8
23	PAODD	02731	7-21 1310117	• Float, Valve .....	2
24	PAFZZ	02731	HS3014RR712	• O-Ring .....	1
25	PAFZZ	81349	M83248/1-261	• Packing, Preformed .....	2
26	PAFZZ	02731	7-31 1310252-3	• Standpipe, Transmiss .....	1
END OF FIGURE					



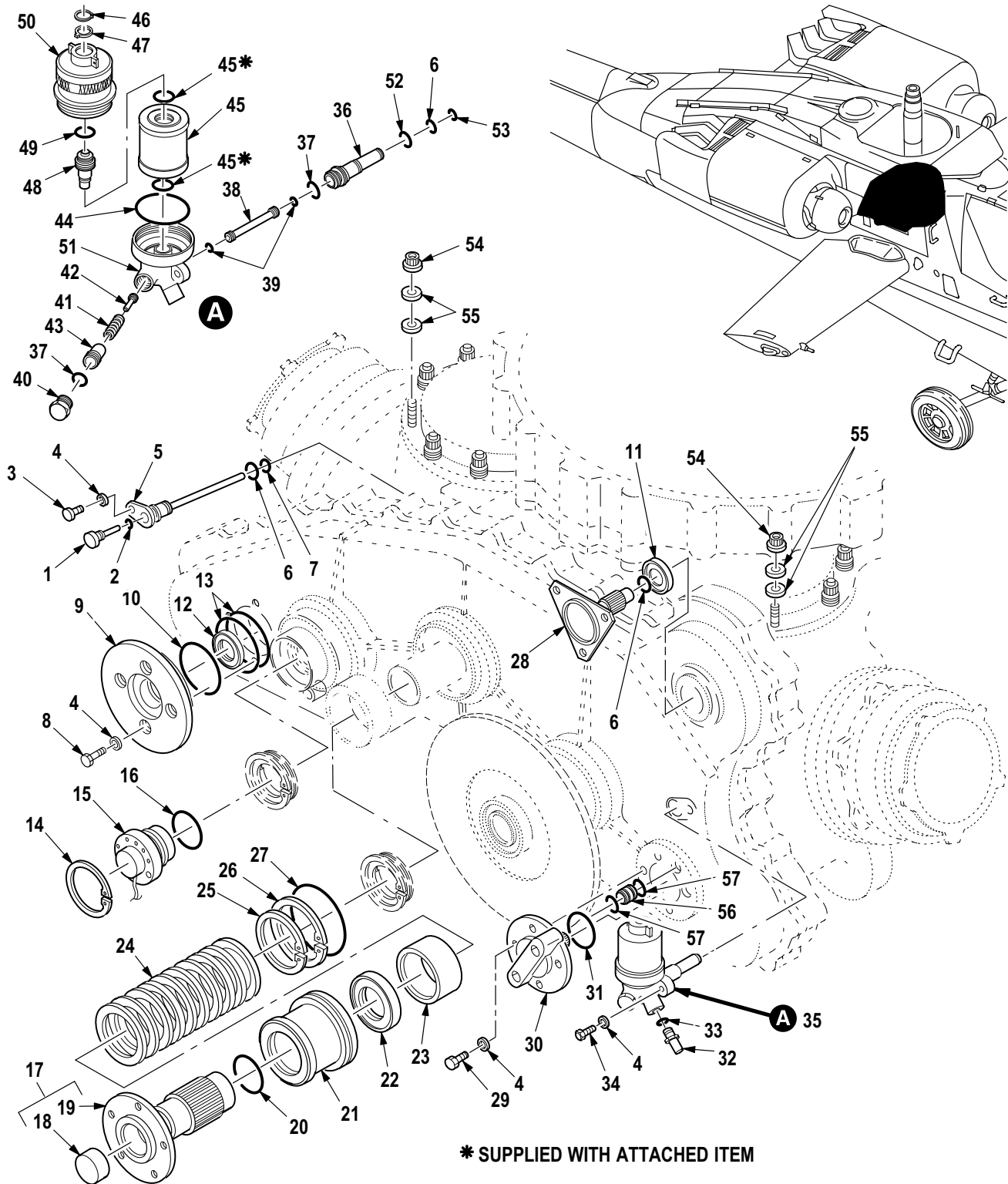
M09-070J

Figure 307. Group 06 Transmission, Main (Part 3)  
7-31 1310001-43

(1) ITEM NO.	(2) SMR CODE	(3) CAGE	(4) PART NUMBER	(5) DESCRIPTION AND USABLE ON CODE (UOC)	(6) QTY
				Group 06 Drive Train Fig. 307 Transmission, Main (Part 3) 7-31 1310001-43 See Fig. 301 for NHA	
1	PAOZZ	02731	HS4084-2	• Breather .....	2
2	PAOZZ	81349	M83248/1-906	• Packing, Preformed .....	2
3	PAOZZ	02731	7-1 13100127	• Retainer, Nut and Bo .....	2
4	PAOZZ	02731	7-21 1310162	• Ring, Externally Thr .....	2
5	PAODD	02731	7-31 1310003-9	• Clutch Assembly, Fri .....	2
6	PAOZZ	02731	HS3014RR450	• Ring, Retaining .....	2
7	PAOZZ	8V613	7-21 1310158	• Cover, Main Transmis .....	2
8	PAOZZ	81349	M83248/1-155	• O-Ring .....	4
9	PAOZZ	02731	HS3014RR575	• Ring, Retaining .....	2
10	PAOZZ	8V613	7-1 13100194	• Deflector, Input .....	2
11	PAOZZ	02731	7-1 13100107	• Seal, Plain Encased .....	2
12	PBOOO	02731	7-31 1310012	• Housing Assy, Input .....	2
13	PAOZZ	88044	AN960-416L	• Washer, Flat .....	12
14	PAOZZ	96906	MS9089-15	• Bolt, Machine .....	12
15	PAOZZ	80205	NAS1102-6-14W	• Screw, Machine .....	12
16	PAOZZ	02731	7-31 1B11007	• Bracket, Mounting .....	2
17	PAOZZ	80756	RR262CD	• Ring, Retaining .....	2
18	PAOZZ	02731	7-31 1310126	• Retainer, Roller, Bea .....	2
19	PAOZZ	02731	7-1 13100105-3	• Seal, Plain Encased .....	2
20	PAOZZ	81349	M83248/1-143	• O-Ring .....	2
21	PAOZZ	02731	7-31 1B11134-5	• Adapter, Spline .....	2
22	PAOZZ	02731	7-21 1310116	• Transducer, Temperat .....	2
23	PAOZZ	81349	M83248/1-910	• O-Ring .....	1
24	PAOOO	02731	7-31 1310242	• Bowl Assembly, Trans (Alt P/N AC-B066BP-1) .....	1
25	PAOZZ	05228	7588730	• Filter Body, Fluid .....	1
26	PAOZZ	81349	M83248-2-908	• O-Ring .....	1
27	PAOZZ	05228	7586579	• Indicator, Pressure .....	1
28	PAOOO	18350	AC-B066BP-1	• Bowl Assembly, Trans (Alt P/N 7586160) .....	1
29	XDOZZ	18350	AA-9500-D214	• Spirolox .....	1
30	PAOZZ	18350	TC146ULOKO	• Indicator Pressure .....	1
31	PAOZZ	96906	MS28774-016	• Retainer, Packing .....	1
32	PAOZZ	81349	M83248/1-016	• O-Ring .....	1
33	PAOZZ	18350	AA-B066-1D2A	• Filter Body, Fluid .....	1
34	PAOZZ	02731	7-31 1310243	• Filter Element, Lube .....	2
35	PAOZZ	81349	M83248/1-142	• O-Ring .....	2
36	PAOZZ	02731	HS3014RR200	• Ring, Retaining .....	2
37	PAOZZ	02731	7-1 13200105-3	• Valve, Safety Relief .....	2
38	PAOZZ	81349	M83248/1-133	• O-Ring .....	2
39	PAOZZ	02731	HS4708-2	• Switch, Pressure .....	3
40	PAOZZ	81349	M83248/1-903	• O-Ring .....	3
41	PAOZZ	81352	AN924-8D	• Nut, Plain, Hexagon .....	2
42	PAOZZ	8V613	HS4537-080308DD	• Tee, Tube .....	2
43	PAOZZ	81349	M83248/1-908	• O-Ring .....	2
44	PAOZZ	80205	NAS517-6-3	• Screw, Machine .....	4
45	PAOZZ	02731	7-1 13100206-3	• Pad, Cushioning .....	4
46	PAOZZ	02731	HS3014RR65	• Ring, Retaining .....	1
47	PAOZZ	96906	MS20066-1	• Key, Machine .....	1
48	PAOZZ	02731	7-1 13100214-3	• Valve, Relief, Pressu .....	1

(1) ITEM NO.	(2) SMR CODE	(3) CAGE	(4) PART NUMBER	(5) DESCRIPTION AND USABLE ON CODE (UOC)	(6) QTY
49	PAOZZ	81349	M83248/1-014	• O-Ring .....	2
50	PAOZZ	81349	M83248/1-013	• O-Ring .....	1
END OF FIGURE					





M09-069K

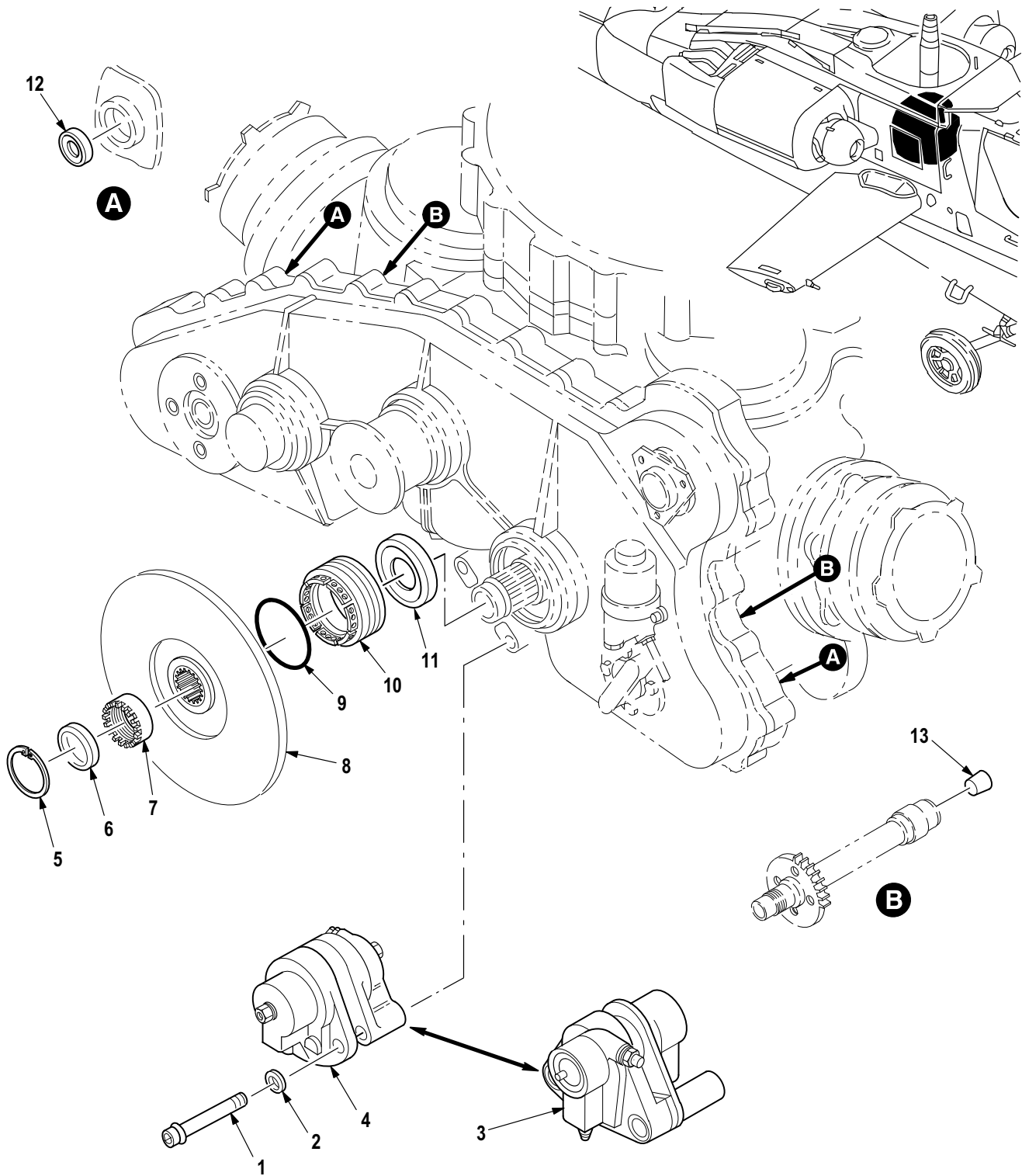
Figure 308. Group 06 Transmission, Main (Part 4)  
7-31 1310001-43



(1) ITEM NO.	(2) SMR CODE	(3) CAGE	(4) PART NUMBER	(5) DESCRIPTION AND USABLE ON CODE (UOC)	(6) QTY
				Group 06 Drive Train Fig. 308 Transmission, Main (Part 4) 7-31 1310001-43 See Fig. 301 for NHA	
1	PAOZZ	02731	7-1 13200104	• Filter Element, Oil .....	1
2	PAOZZ	81349	M83248/1-902	• O-Ring .....	1
3	PAOZZ	80205	NAS1004-1H	• Bolt, Machine .....	1
4	PAOZZ	88044	AN960-416L	• Washer, Flat .....	6
5	PAOZZ	02731	7-1 13100198	• Jet, AFT, Transmissio .....	1
6	PAOZZ	81349	M83248/1-015	• O-Ring .....	3
7	PAOZZ	81349	M83248/1-013	• O-Ring .....	1
8	PAOZZ	80205	NAS6604H4	• Bolt, Shear .....	4
9	XDOZZ	02731	7-1 13100190	• Adapter, Compressor .....	1
10	PAOZZ	81349	M83248/1-033	• O-Ring .....	1
11	PAOZZ	02731	7-1 13100108-5	• Seal, Plain Encased .....	1
12	PAOZZ	02731	7-1 13100108-3	• Seal, Plain Encased .....	1
13	PAOZZ	81349	M83248/1-1 14	• O-Ring .....	2
14	PAOZZ	02731	HS3031UR225S	• Ring, Retaining .....	1
15	PAOZZ	02731	7-31 1310112-9	• Detector, Metallic P .....	1
16	PAOZZ	81349	M83248/1-125	• O-Ring .....	1
17	PAOOO	8V613	7-1 13100057-5	• Flange Assembly, Tai .....	1
18	PAOZZ	02731	HS4479-16AR	• Stopper, Cork .....	1
19	XAOZZ	02731	7-1 13100057-7	• Flange .....	1
20	PAOZZ	81349	M83248/1-127	• O-Ring .....	3
21	XDOZZ	02731	7-1 13100130-9	• Retainer Assy, Seal .....	1
22	PAOZZ	02731	7-1 13100103	• Seal, Plain Encased .....	1
23	PAOZZ	02731	7-1 13100184	• Sleeve, Wicking .....	1
24	PAOZZ	04639	7-31 1310240-5	• Washer, Nonmetallic .....	10
25	PAOZZ	81349	M27426-3166A	• Ring, Retaining .....	1
26	PAOZZ	02731	7-1 13100222	• Ring, Retaining .....	1
27	PAOZZ	81349	M83248/1-233	• O-Ring .....	1
28	PAOZZ	8V613	7-31 1310226	• Flange, Drive, Auxili .....	1
29	PAOZZ	80205	NAS6604H5	• Bolt, Shear .....	4
30	PAODD	02731	7-1 13100102-3	• Pump, Rotary .....	1
31	PAOZZ	81349	M83248/1-030	• O-Ring .....	1
32	PAOZZ	02731	HS4708-2	• Switch, Pressure .....	3
33	PAOZZ	81349	M83248/1-903	• O-Ring .....	3
34	PAOZZ	80205	NAS6604HS	• Bolt, Shear .....	1
35	PAOOO	02731	7-31 1310266-1	• Filter Body, Fluid .....	1
36	PAOZZ	18350	AC-B730-2D18	• Adapter, Straight, Tu .....	1
37	PAOZZ	81349	M83248-2-908	• O-Ring .....	2
38	PAOZZ	18350	AC-B730-2D17	• Coupling, Tube .....	1
39	PAOZZ	81349	M83248/1-01 1	• O-Ring .....	2
40	PAOZZ	18350	AC-9020-93D3	• Plug, Machine Thread .....	1
41	PAOZZ	18350	AA-B730-2D5	• Spring, Helical, Comp .....	1
42	PAOZZ	18350	AB-B730-2D4	• Disk, Valve .....	1
43	PAOZZ	18350	AC-B730-2D7	• Strainer Element, Se .....	1
44	PAOZZ	81349	M83248/1-138	• O-Ring .....	1
45	PAOZZ	18350	AC-B730F-425	• Filter Element, Flui .....	1
46	PAOZZ	18350	AA-9500-D344	• Ring, Retaining .....	1
47	PAOZZ	60047	80RC55100000	• Wave Form Ring .....	1
48	PAOZZ	18350	TD310UL087	• Indicator, Filter Wa .....	1

(1) ITEM NO.	(2) SMR CODE	(3) CAGE	(4) PART NUMBER	(5) DESCRIPTION AND USABLE ON CODE (UOC)	(6) QTY
49	PAOZZ	81349	M83248/1-016	•• O-Ring .....	1
50	XAOZZ	18350	AA-B730-2D2MA	•• Bowl, Filter .....	1
51	XAOZZ	18350	AA-B730-2D1MA	•• Head, Filter .....	1
52	PAOZZ	81349	M83248/1-016	• O-Ring .....	1
53	PAOZZ	81349	M83248/1-014	• O-Ring .....	1
54	PAFZZ	02731	HS5763-5	• Nut, Self-Locking, Do .....	12
55	PAOZZ	80205	NAS1149F0563P	• Washer, Flat .....	24
56	PAOZZ	02731	7-21 1320157	• Tube, Metallic .....	2
57	PAOZZ	81349	M83248/1-012	• O-Ring .....	10
END OF FIGURE					

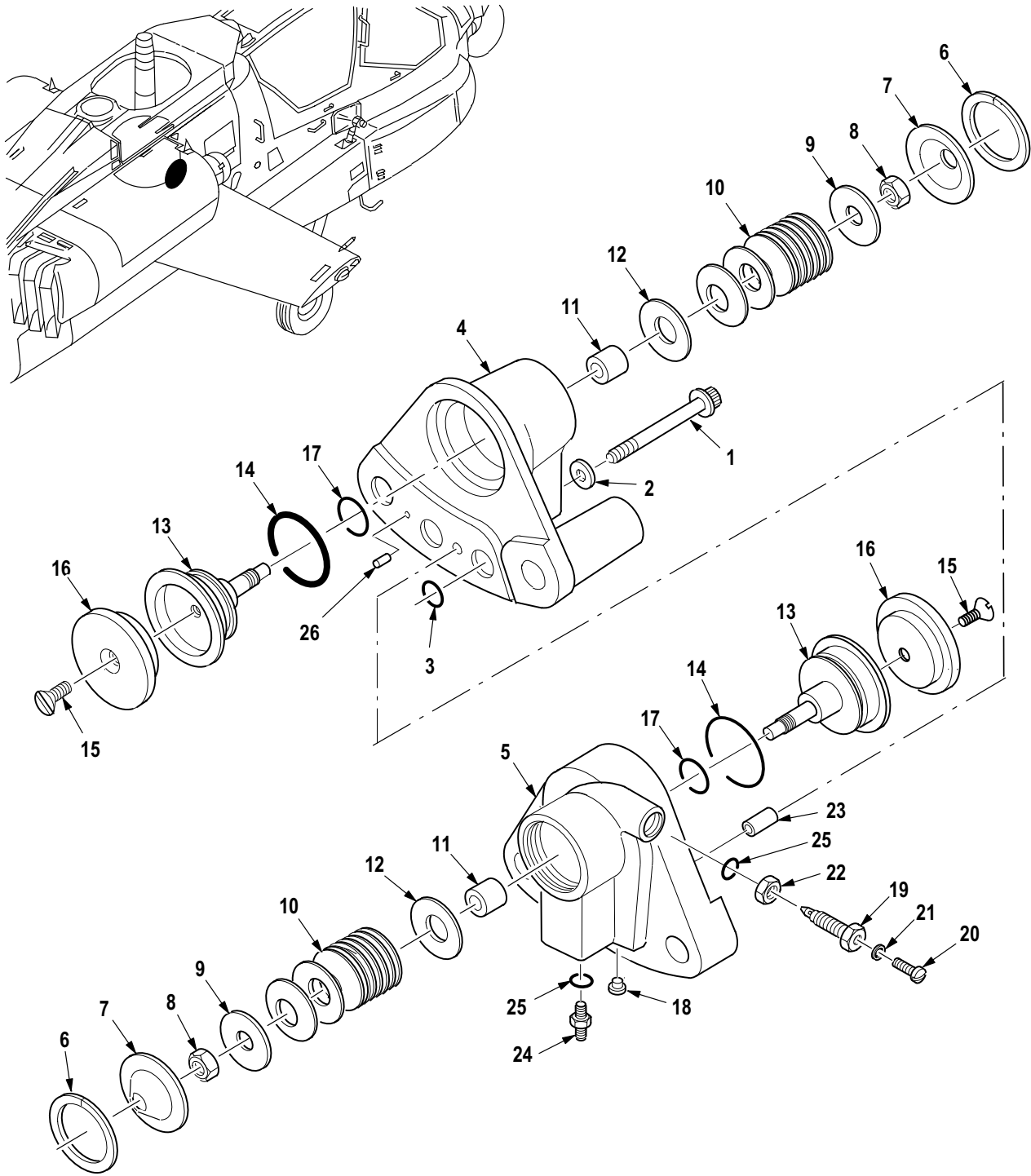




M09-699H

Figure 309. Group 06 Transmission, Main (Part 5)  
7-31 1310001-43

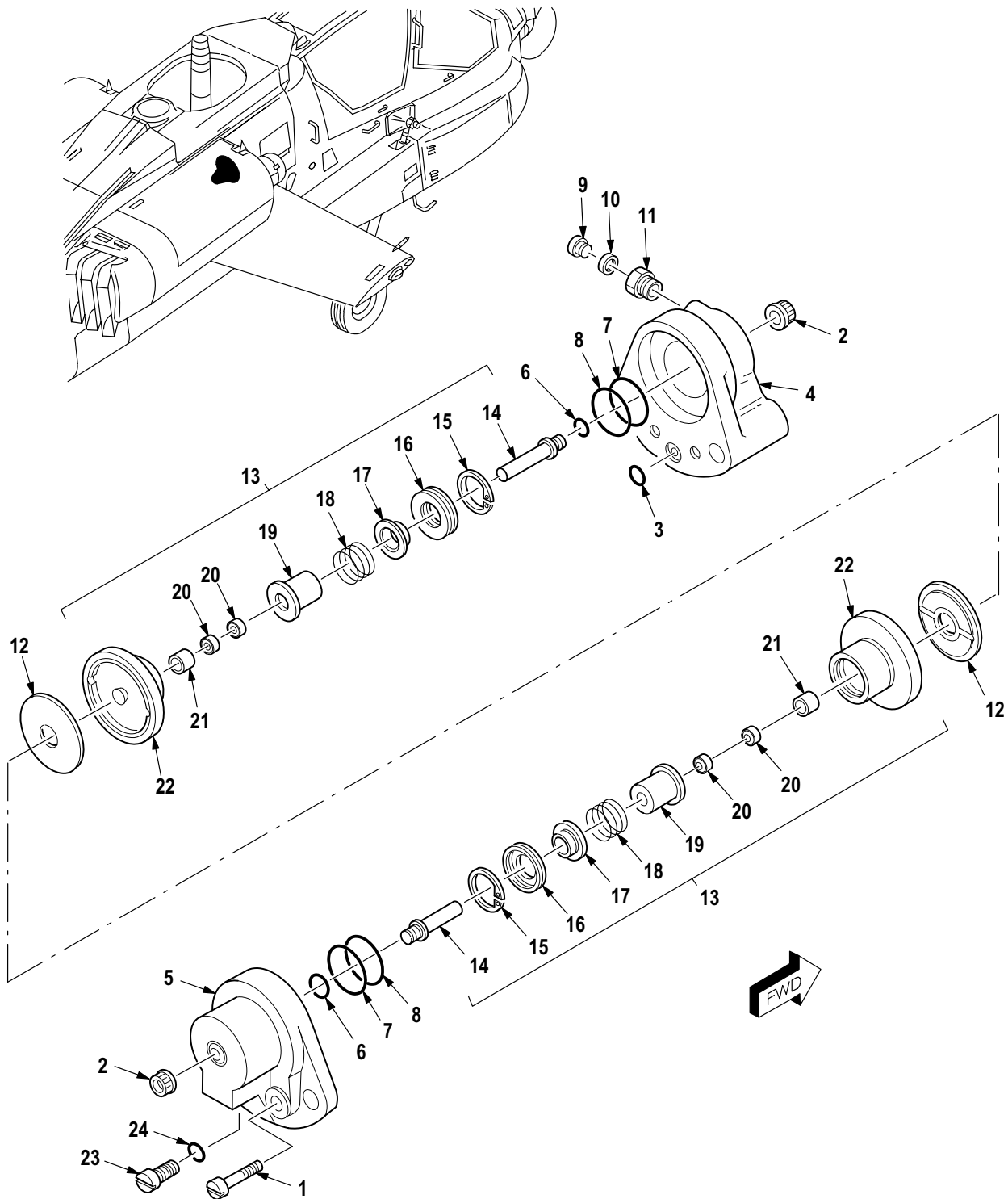
(1) ITEM NO.	(2) SMR CODE	(3) CAGE	(4) PART NUMBER	(5) DESCRIPTION AND USABLE ON CODE (UOC)	(6) QTY
				Group 06 Drive Train Fig. 309 Transmission, Main (Part 5) 7-31 1310001-43 See Fig. 301 for NHA	
1	XDOZZ	80205	NAS149-68	• Bolt, Internal Wrenc .....	2
2	PAOZZ	96906	MS20002C9	• Washer, Recessed .....	2
3	PAOFF	02731	7-31 1360000-3	• Rotor, Disc Brake (Parker-Hannifin) (See Fig. 310 for Breakdown) .....	1
4	PAOFF	02731	7-31 1360000-9	• Rotor, Disc Brake (Goodyear) (See Fig. 311 for Breakdown) .....	1
5	PAOZZ	02731	HS3014RR216	• Ring, Retaining .....	1
6	PAOZZ	02731	7-1 13200159-19	• Ring, Retaining .....	1
7	PAOZZ	02731	7-1 13200158-19	• Nut, Self-Locking, Ro .....	1
8	PAOZZ	02731	7-31 1360000-1 1	• Brake, Rotor (Goodyear) .....	1
8	PAOZZ	02731	7-31 1360000-5	• Disc, Brake (Parker-Hannifin) .....	1
9	PAOZZ	81349	M83248/1-234	• Packing, Preformed .....	2
10	PAOZZ	02731	7-1 13100161-3	• Ring, Externally Thr .....	1
11	PAOZZ	02731	7-1 13100104	• Seal, Plain Encased .....	1
12	PAOZZ	02731	7-1 13100108-3	• Seal, Plain Encased .....	1
13	XDOZZ	2A946	NO. 7 SHORT	• • Stopper Cork .....	1
END OF FIGURE					



M09-1146

Figure 310. Group 06 Rotor, Disc Brake  
7-31 1360000-3  
(Parker-Hannifin; P/N 030-16700 (33269))

(1) ITEM NO.	(2) SMR CODE	(3) CAGE	(4) PART NUMBER	(5) DESCRIPTION AND USABLE ON CODE (UOC)	(6) QTY
				Group 06 Drive Train Fig. 310 Rotor, Disc Brake 7-31 1360000-3 (Parker-Hannifin; P/N 030-16700 (33269)) See Fig. 309 for NHA	
1	PAFZZ	96906	MS21250-04020	• Bolt, Shear . . . . .	1
2	PAFZZ	96906	MS20002C4	• Washer, Recessed . . . . .	1
3	PAFZZ	02697	2-204N674-70	• O-Ring . . . . .	2
4	XDFFF	33269	091-16300	• Cylinder Assy, LH . . . . .	1
5	XDFFF	33269	091-16400	• Cylinder Assy, RH . . . . .	1
6	XDFZZ	51814	VH-156	•• Ring, Retaining . . . . .	1
7	PAFZZ	33269	154-04000	•• Seal, Plain Encased . . . . .	1
8	PAFZZ	88044	AN316-5R	•• Nut, Plain, Hexagon . . . . .	1
9	PAFZZ	33269	095-20200	•• Bearing, Washer, Thru . . . . .	1
10	PAFZZ	02368	AM321608	•• Washer, Spring Tensi . . . . .	14
11	PAFZZ	33269	139-15300	•• Coupling, Tube . . . . .	1
12	PAFZZ	33269	095-17200	•• Bearing, Washer, Thru . . . . .	1
13	PAFFF	33269	092-06600	•• Piston, Hydraulic Br . . . . .	1
14	PAFZZ	96906	MS28775-220	••• Packing, Preformed . . . . .	1
15	XDFZZ	96906	MS35191-287	••• Screw, Self-Locking . . . . .	1
16	PAFZZ	33269	066-09901	••• Lining, Friction . . . . .	1
17	PAFZZ	96906	MS28775-1 14	•• O-Ring . . . . .	1
18	PAFZZ	92555	PLGA2180010	•• Plug Assembly, Seali . . . . .	2
19	PAFFF	33269	087-00600	•• Valve, Bleeder, Hydra (U/O P/N 091-16400) . . . . .	1
20	XDFZZ	88044	AN502-10-5	••• Screw, Machine . . . . .	1
21	PAFZZ	33269	095-01 100	••• Washer, Flat . . . . .	1
22	PAFZZ	33269	081-00200	•• Valve, Bleeder, Hydra (Seat) (U/O P/N 091-16400) . . . . .	1
23	PAFZZ	81205	BACS13AL4	•• Insert, Screw Thread (U/O P/N 091-16400) . . . . .	1
24	PAFZZ	96906	MS24392K4	•• Nipple, Boss (U/O P/N 091-16400) . . . . .	1
25	PAFZZ	96906	MS28778-4	•• O-Ring (U/O P/N 091-16400) . . . . .	2
26	PAFZZ	96906	MS51838-88	•• Pin, Straight, Headle (U/O P/N 091-16400) . . . . .	1
END OF FIGURE					



M09-1150C

Figure 311. Group 06 Rotor, Disc Brake  
7-31 1360000-9  
(Goodyear; P/N 4000380-2 (0B9R9))



(1) ITEM NO.	(2) SMR CODE	(3) CAGE	(4) PART NUMBER	(5) DESCRIPTION AND USABLE ON CODE (UOC)	(6) QTY
				Group 06 Drive Train Fig. 311 Rotor, Disc Brake 7-31 1360000-9 (Goodyear; P/N 4000380-2 (0B9R9)) See Fig. 309 for NHA	
1	PAFZZ	96906	MS35191-279	• Screw, Machine . . . . .	2
2	PAFZZ	96906	MS14156-04	• Nut, Self-Locking, Ex . . . . .	2
3	PAFZZ	96906	MS28775-01 1	• Packing, Preformed . . . . .	1
4	PAFZZ	0B9R9	4000509	• Housing, Brake, Mount . . . . .	1
5	PAFZZ	0B9R9	4000508	• Housing, Brake, Mount . . . . .	1
6	PAFZZ	96906	MS28778-2	• O-Ring . . . . .	2
7	PAFZZ	96906	MS28774-222	• Retainer, Packing . . . . .	2
8	PAFZZ	96906	MS28775-222	• O-Ring . . . . .	2
9	PAOZZ	96906	MS35207-260	• Screw, Machine . . . . .	2
10	PAOZZ	25500	511846-4	• Washer, Flat . . . . .	2
11	PAFZZ	88044	AN6204-1	• Bleeder Valve, Hydra . . . . .	2
12	PAFZZ	0GTG2	4000513-1	• Lining, Friction (Goodyear Only) . . . . .	2
13	PAFFF	0B9R9	4000512	• Piston Sub Assembly . . . . .	2
14	PAFZZ	73842	4000395	•• Pin, Brake Return . . . . .	1
15	PAFZZ	0B9R9	4000393	•• Ring, Retaining . . . . .	1
16	PAFZZ	73842	4000392	•• Ring, Threaded . . . . .	1
17	PAFZZ	73842	4000391	•• Cap, Retaining, Trans . . . . .	1
18	PAFZZ	0B9R9	4000511	•• Spring, Helical, Comp . . . . .	1
19	PAFZZ	0B9R9	4000510	•• Spring, Helical, Comp . . . . .	1
20	PAFZZ	0B9R9	9535018	•• Grip Sub Assembly . . . . .	2
21	PAFZZ	73842	4000394	•• Spacer, Sleeve . . . . .	1
22	PAFZZ	0B9R9	4000503	•• Piston, Hydraulic Br . . . . .	1
23	PAFZZ	97945	1604-73	• Plug, Protective, Dus . . . . .	1
24	PAFZZ	96906	MS28778-4	• O-Ring . . . . .	1
END OF FIGURE					

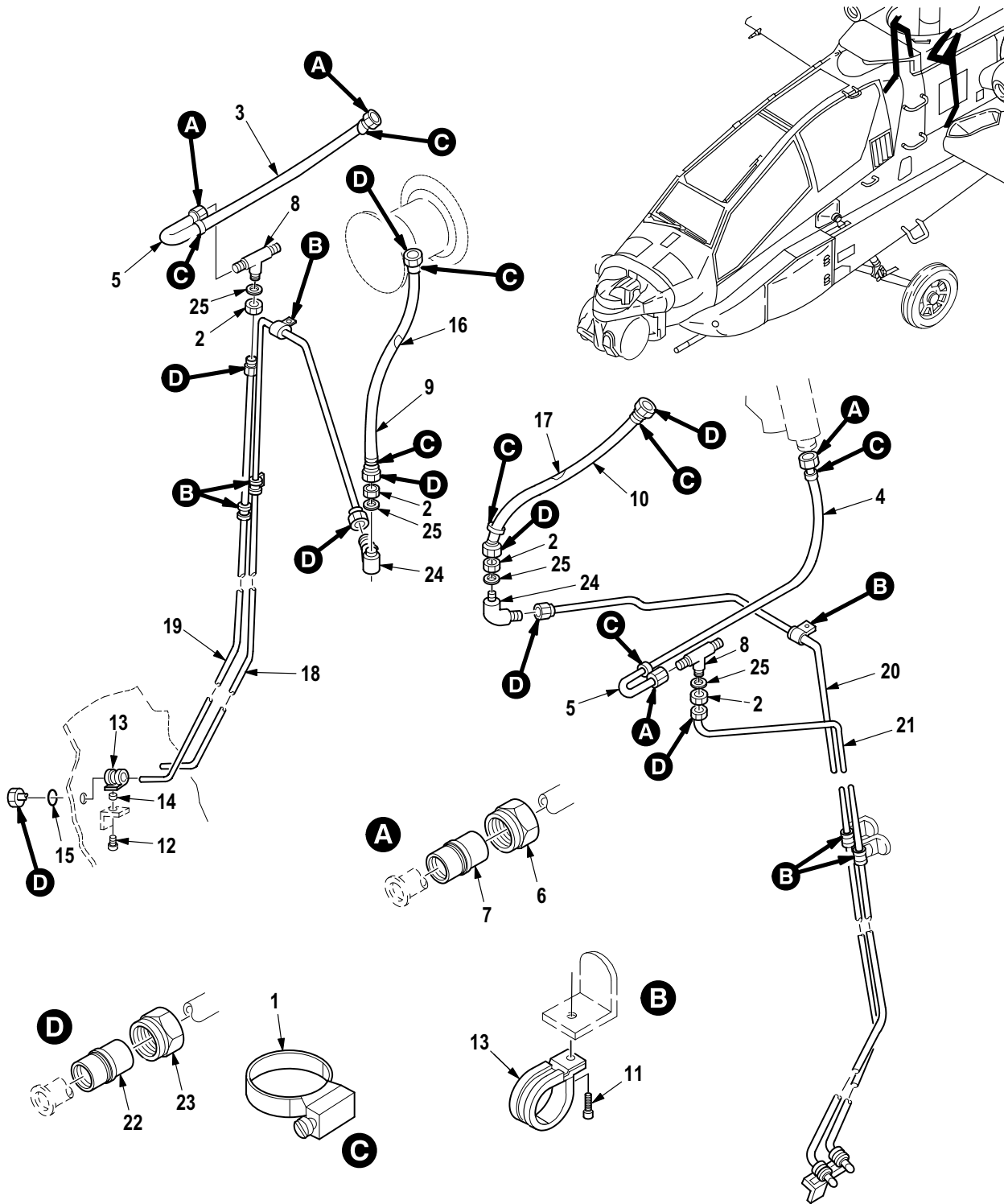


Figure 312. Group 06 Main Transmission Seal Drain Tube Installation  
7-31 1300006

(1) ITEM NO.	(2) SMR CODE	(3) CAGE	(4) PART NUMBER	(5) DESCRIPTION AND USABLE ON CODE (UOC)	(6) QTY
				Group 06 Drive Train Fig. 312 Main Transmission Seal Drain Tube Installation 7-31 1300006	
1	PAOZZ	02731	HS4568-25	• Clamp, Hose .....	8
2	PAOZZ	98897	LS12906-184	• Nut, Plain, Hexagon .....	4
3	MOOZZ	02731	HS4546-1-0130	• Tubing, Flexible, Pla .....	1
4	MOOZZ	02731	HS4546-1-0160	• Tubing, Flexible, Pla .....	1
5	MFOFF	02731	7-21 1310218-619	• Tube Assembly, Metal .....	2
6	PAOZZ	96906	MS21921D4	•• Nut, Tube Coupling .....	4
7	PAOZZ	96906	MS21922-4	•• Sleeve, Clinch, Tube .....	4
8	PAOZZ	96906	MS21909D4	• Tee, Tube .....	2
9	MOOZZ	02731	HS4546-1-0090	• Tubing, Flexible, Pla .....	1
10	MOOZZ	02731	HS4546-1-0360	• Tubing, Flexible, Pla .....	1
11	PAOZZ	80205	NAS1096-3-8	• Screw, Machine .....	6
12	PAOZZ	80205	NAS1096-3-13	• Screw, Machine .....	4
13	PAOZZ	96906	MS21919WDG4	• Clamp, Loop .....	10
14	PAOZZ	80205	NAS43DD3-21	• Spacer, Sleeve .....	4
15	PAOZZ	96906	MS35489-6	• Grommet, Nonmetallic .....	4
16	PAOZZ	02731	7-21 1310218-609	• Tube Assembly, Metal .....	1
17	MFOFF	02731	7-21 1310218-631	• Tube Assembly .....	1
18	MFOFF	02731	7-21 1310218-627	• Tube, Bent, Metallic .....	1
19	MFOFF	02731	7-21 1310218-629	• Tube, Bent, Metallic .....	1
20	MFOFF	02731	7-21 1310218-623	• Tube, Bent, Metallic .....	1
21	MFOFF	02731	7-21 1310218-621	• Tube, Bent, Metallic .....	1
22	PAOZZ	96906	MS21922-4	•• Sleeve, Clinch, Tube .....	2
23	PAOZZ	96906	MS21921D4	•• Nut, Tube Coupling .....	2
24	PAOZZ	96906	MS21908D4	• Elbow, Tube .....	2
25	PAOZZ	88044	AN960KD716	• Washer, Flat .....	4
END OF FIGURE					

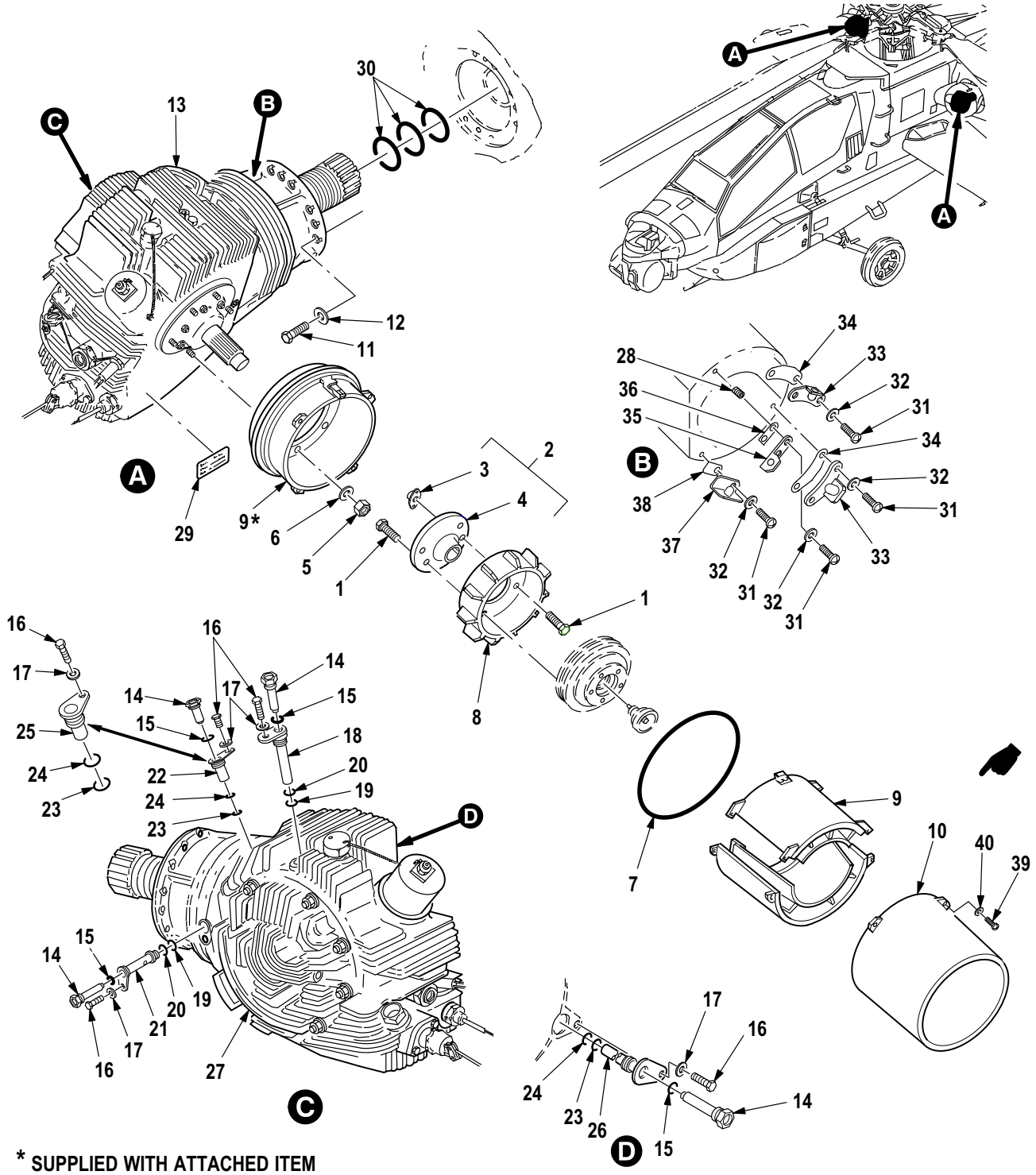


Figure 313. Group 06 Engine Nose Gearbox Installation  
7-31 1300002-5  
7-31 1300002-6

(1) ITEM NO.	(2) SMR CODE	(3) CAGE	(4) PART NUMBER	(5) DESCRIPTION AND USABLE ON CODE (UOC)	(6) QTY
				Group 06 Drive Train Fig. 313 Engine Nose Gearbox Installation 7-31 1300002-5 7-31 1300002-6	
1	PAOZZ	02731	7-1 13500019	• Bolt, Shear .....	5
2	PAOOO	02731	7-1 13220020-9	• Adapter, Mounting .....	1
3	PAOZZ	96906	MS21076L4	•• Nut, Self-Locking, PI .....	5
4	XAOZZ	02731	7-1 13220020-7	•• Flange .....	1
5	PAOZZ	02731	HS4442-524M	• Nut, Self-Locking, Ex .....	6
6	PAOZZ	88044	NAS1149F0532P	• Washer, Flat .....	6
7	PAOZZ	02731	7-1 13220021-3	• Seal, Plain .....	1
8	PAOZZ	02731	7-31 1322001-1 1	• Fan, Vaneaxial (U/W P/N 7-311322001-9 Diffuser) (U/W P/N 7-311322001-13 Housing) .....	1
8	PAOZZ	02731	7-31 1322001-7	• Fan, Vaneaxial (U/W P/N 7-311322001-5 Diffuser) .....	1
9	PAOZZ	02731	7-31 1322001-5	• Diffuser Assy (U/W P/N 7-311322001-7 Fan, Vaneaxial) .	1
9	PAOZZ	02731	7-31 1322001-9	• Diffuser Assy (U/W P/N 7-311322001-1 1 Fan, Vaneaxial) (U/W P/N 7-311322001-13 Housing) .....	1
10	PAOZZ	02731	7-31 1322001-13	• Housing, Axial Fan (U/W P/N 7-311322001-1 1 Fan, Vaneaxial) (U/W P/N 7-311322001-9 Diffuser) .....	1
11	PAOZZ	02731	HS5482-4-12	• Bolt, Shear .....	15
12	PAOZZ	96906	MS21206C4	• Washer, Recessed .....	15
13	PAODD	02731	7-31 1320001-1 1	• Drive Unit, Angle (See Fig. 314 for Breakdown) .....	1
13	PAODD	02731	7-31 1320001-12	• Drive Unit, Angle (See Fig. 314 for Breakdown) .....	1
14	PAOZZ	02731	7-1 13200104	•• Filter Element, Oil .....	3
15	PAOZZ	81349	M83248/1-902	•• O-Ring .....	3
16	PAOZZ	80205	NAS1004-1H	•• Bolt, Machine .....	10
17	PAOZZ	88044	AN960-D416	•• Washer, Flat .....	25
18	PAOZZ	02731	7-1 13200154	•• Jet, Oil, Nose Gearbo .....	1
19	PAOZZ	81349	M83248/1-01 1	•• O-Ring .....	2
20	PAOZZ	81349	M83248/1-012	•• O-Ring .....	7
21	PAOZZ	02731	7-21 1320155	•• Jet, Oil, Gearbox .....	1
22	PAOZZ	02731	7-1 13200156	•• Jet, Oil, Nose Gearbo (U/O P/N 7-311320001-7) .....	1
23	PAOZZ	81349	M83248/1-018	•• Packing, Preformed .....	1
24	PAOZZ	81349	M83248/1-019	•• O-Ring .....	1
25	PAOZZ	02731	7-1 13200136	•• Plug, Gear Mesh (U/O P/N 7-311320001-8) .....	1
26	PAOZZ	02731	7-1 13200130	•• Jet, Oil, Nose Gearbo (U/O P/N 7-311320001-8) .....	1
27	PBDDD	02731	7-31 1320011-5	•• Housing, Gearbox, Tur LH .....	1
27	PBDDD	02731	7-31 1320011-6	•• Housing, Gearbox, Tur RH .....	1
28	PAFZZ	81349	M45932/1-13L	••• Screw, Insert .....	7
29	XDOZZ	96906	MS27253-1	•• Plate, Identificatio .....	1
30	PAOZZ	81349	M83248/1-135	• O-Ring .....	3
31	PAOZZ	80205	NAS604-9B	• Screw, Machine .....	7
32	PAOZZ	96906	MS35338-139	• Washer, Lock .....	7
33	PAOZZ	02731	7-21 1320166-15	• Standoff Gearbox Fa .....	2
34	PAOZZ	02731	7-21 1320166-35	• Shim (U/O P/N 7-311320001-7) .....	2
35	PAOZZ	02731	7-21 1320166-17	• Standoff, Gearbox Fa LH .....	1
35	PAOZZ	02731	7-21 1320166-19	• Standoff Assembly, F RH .....	1
36	PAOZZ	02731	7-21 1320166-33	• Shim .....	1
37	PAOZZ	02731	7-21 1320166-7	• Standoff Assy, Gearb LH .....	1
37	PAOZZ	02731	7-21 1320166-8	• Standoff Assy, Gearb RH .....	1
38	PAOZZ	02731	7-21 1320166-37	• Shim .....	1

(1) ITEM NO.	(2) SMR CODE	(3) CAGE	(4) PART NUMBER	(5) DESCRIPTION AND USABLE ON CODE (UOC)	(6) QTY
39	PAOZZ	80205	NAS603-10P	Screw, Machine .....	4
40	PAOZZ	80205	NAS620-10L	Washer, Flat .....	4
END OF FIGURE					



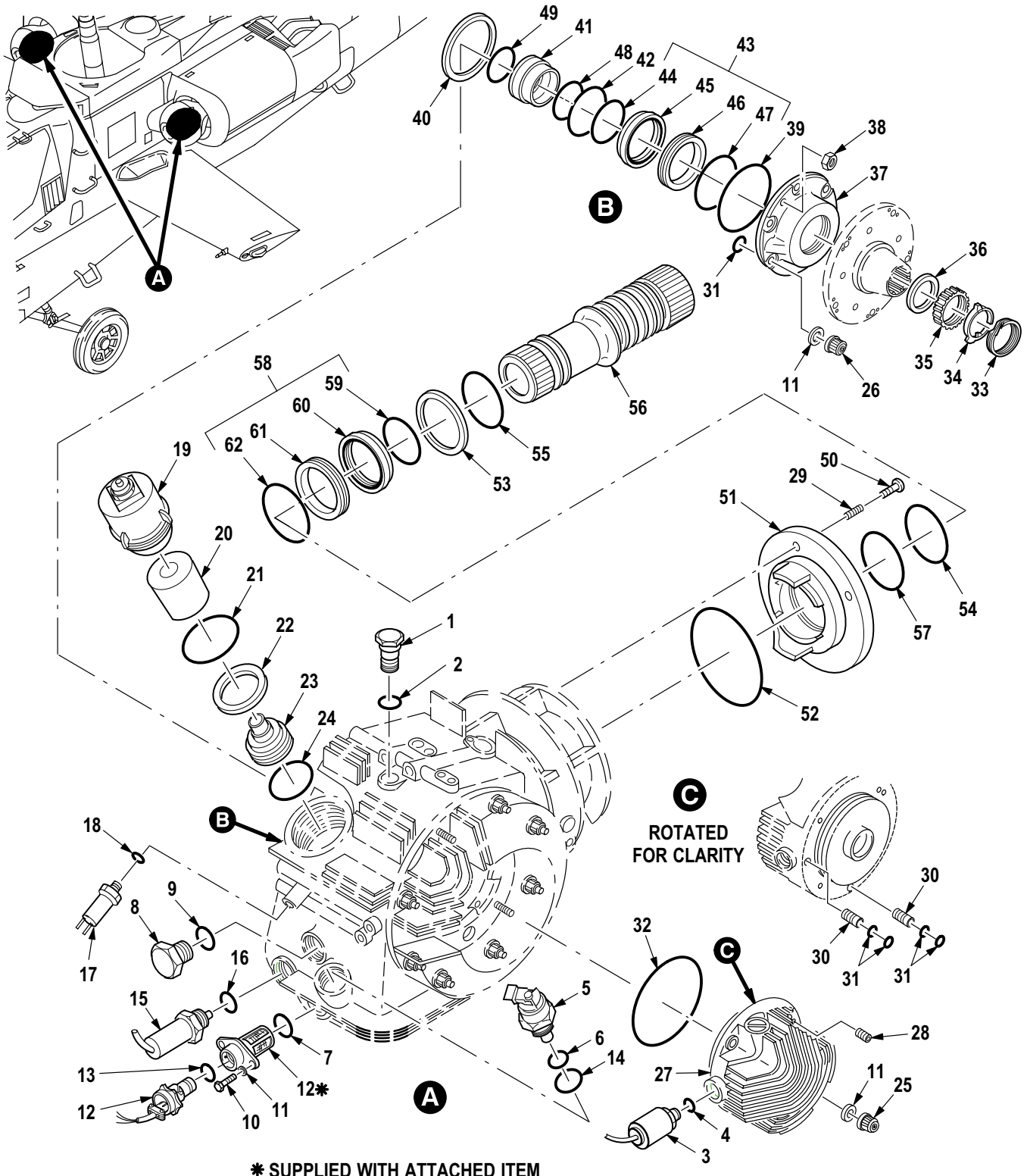


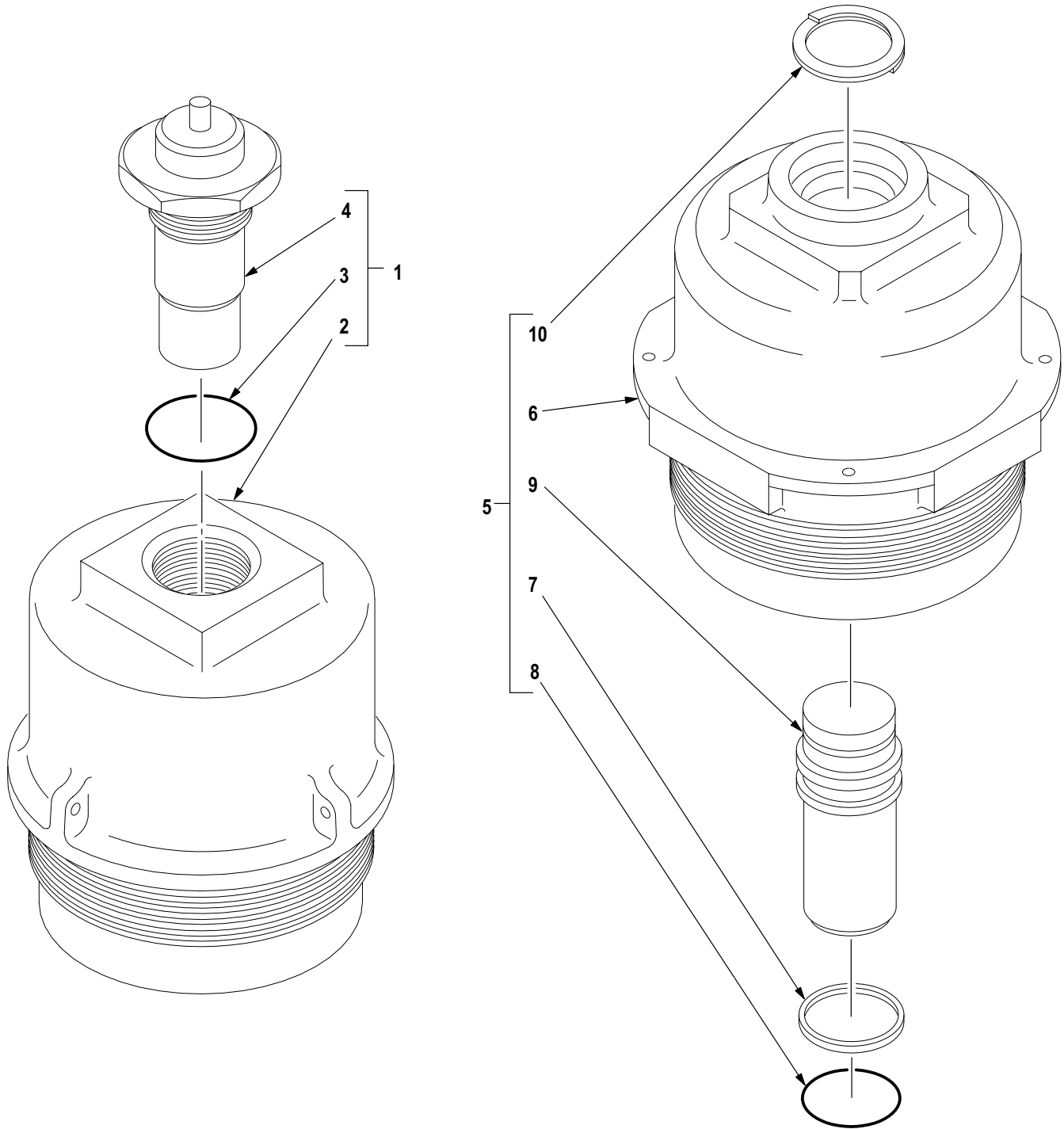
Figure 314. Group 06 Gearbox, Engine Nose  
 7-31 1320001-11  
 7-31 1320001-12



(1) ITEM NO.	(2) SMR CODE	(3) CAGE	(4) PART NUMBER	(5) DESCRIPTION AND USABLE ON CODE (UOC)	(6) QTY
				Group 06 Drive Train Fig. 314 Gearbox, Engine Nose 7-31 1320001-1 1 7-31 1320001-12 See Fig. 313 for NHA	
1	PAOZZ	02731	7-31 1320145	• Breather .....	1
2	PAOZZ	81349	M83248/1-907	• O-Ring .....	1
3	PAOZZ	02731	7-1 13100115-5	• Transducer, Pressure .....	1
4	PAOZZ	81349	M83248/1-904	• Packing, Preformed .....	1
5	PAOZZ	02731	HS4097-5	• Cap, Filler Opening .....	1
6	PAOZZ	81349	M83248/1-912	• • Packing, Preformed .....	1
7	PAOZZ	81349	M83248/1-021	• O-Ring .....	1
8	PAOZZ	02731	HS4096-1	• Indicator, Sight, Liq .....	1
9	PAOZZ	81349	M83248/1-91 1	• O-Ring .....	1
10	PAOZZ	80205	NAS1004-1H	• Bolt, Machine (U/O P/N 7-311320001-8) .....	11
11	PAOZZ	88044	AN960-D416	• Washer (U/O P/N 7-311320001-8) .....	26
12	PAOOZ	02731	7-21 1310114	• Detector, Metallic P .....	1
13	PAOZZ	81349	M83248/1-01 1	• • O-Ring .....	1
14	PAOZZ	81349	M83248/1-912	• Packing, Preformed .....	1
15	PAOZZ	02731	7-21 1310116	• Transducer, Temperat .....	1
16	PAOZZ	81349	M83248/1-910	• O-Ring .....	1
17	PAOZZ	02731	HS4708-2	• Switch, Pressure .....	1
18	PAOZZ	81349	M83248/1-903	• O-Ring .....	1
19	PAOOO	02731	7-1 13200106	• Bowl Assy, Lube Pum (See Fig. 315 for Breakdown) .....	1
20	PAOZZ	02731	7-1 13200103	• Strainer Element, Se .....	1
21	PAOZZ	81349	M83248/1-142	• O-Ring .....	1
22	PAOZZ	02731	HS3014RR200	• Ring, Retaining .....	1
23	PAOZZ	02731	7-1 13200105-3	• Valve, Safety Relief .....	1
24	PAOZZ	81349	M83248/1-133	• O-Ring .....	1
25	PAOZZ	02731	HS5763-4	• Nut, Self-Locking, Do .....	4
26	PAOZZ	02731	HS262-428	• Nut, Self-Locking, Ex .....	14
27	PAODD	02731	7-21 1320101-7	• Pump, Lube Nose Gear LH (U/O P/N 7-311320001-1 1) ..	1
27	PAODD	02731	7-21 1320101-8	• Pump, Lube Nose Gear RH (U/O P/N 7-311320001-12) .	1
28	PAFZZ	80205	NAS1394-4	• • Insert, Screw Thread .....	2
29	PAFZZ	96906	MS21209F1-10	• Insert, Screw Thread .....	3
30	PAOZZ	02731	7-21 1320157	• Tube, Metallic .....	2
31	PAOZZ	81349	M83248/1-012	• O-Ring .....	7
32	PAOZZ	81349	M83248/1-153	• O-Ring .....	1
33	PAOZZ	02731	HS3014RR168	• Ring, Retaining .....	1
34	PAOZZ	02731	7-1 13200159-7	• Ring, Retaining .....	1
35	PAOZZ	02731	7-1 13200158-7	• Nut, Self-Locking, Ro .....	1
36	PAOZZ	02731	7-1 13200125	• Washer, Flat .....	1
37	PAFZZ	02731	7-31 1320121-5	• Retainer, Ball, Beari .....	1
38	XDFZZ	02731	HS5135-0048	• • Nut, Plain, Clinch .....	2
39	PAFZZ	81349	M83248/1-151	• O-Ring .....	1
40	PAFZZ	02731	7-1 13200152	• Shim .....	1
41	PAFZZ	02731	7-31 1320124	• Seal, Rotor Output S .....	1
42	PAFZZ	81349	M83248/1-139	• O-Ring .....	1
43	PAOZZ	02731	7-21 1320102-3	• Seal, Plain Encased .....	1
44	PAOZA	04171	225-517	• • O-Ring .....	1
45	XDOZZ	04171	93062-1-1 19	• Seal, Plain Encased .....	1
46	XDOZZ	04171	93062-14-30	• • Magnet, Permanent .....	1

(1) ITEM NO.	(2) SMR CODE	(3) CAGE	(4) PART NUMBER	(5) DESCRIPTION AND USABLE ON CODE (UOC)	(6) QTY
47	PAOZA	04171	139-517	•• O-Ring .....	1
48	PAFZZ	81349	M83248/1-225	• O-Ring .....	1
49	PAFZZ	81349	M83248/1-030	• O-Ring .....	1
50	PAOZZ	96906	MS24693S297	• Screw, Machine .....	3
51	PAFZA	02731	7-21 1320162-9	• Retainer, Oil Seal .....	1
52	PAFZZ	81349	M83248/1-244	• O-Ring .....	1
53	PAOZZ	02731	HS3014RR287S	• Ring, Retaining .....	1
54	PAFZZ	81349	M83248/1-146	• O-Ring .....	1
55	PAOZZ	81349	M83248/1-132	• O-Ring .....	1
56	PAOZZ	02731	7-21 1320093	• Quill Shaft Assy .....	1
57	PAFZZ	81349	M83248/1-228	• O-Ring .....	1
58	PAOOO	02731	7-21 1320161-3	• Seal, Plain Encased .....	1
59	PAOZZ	04171	146-517	•• O-Ring .....	1
60	XDOZZ	04171	93063-14-36	•• Magnet, Permanent .....	1
61	XAOZZ	04171	93063-1-1 19	•• Seal, Case .....	1
62	PAOZZ	04171	228-517	•• O-Ring .....	1
END OF FIGURE					

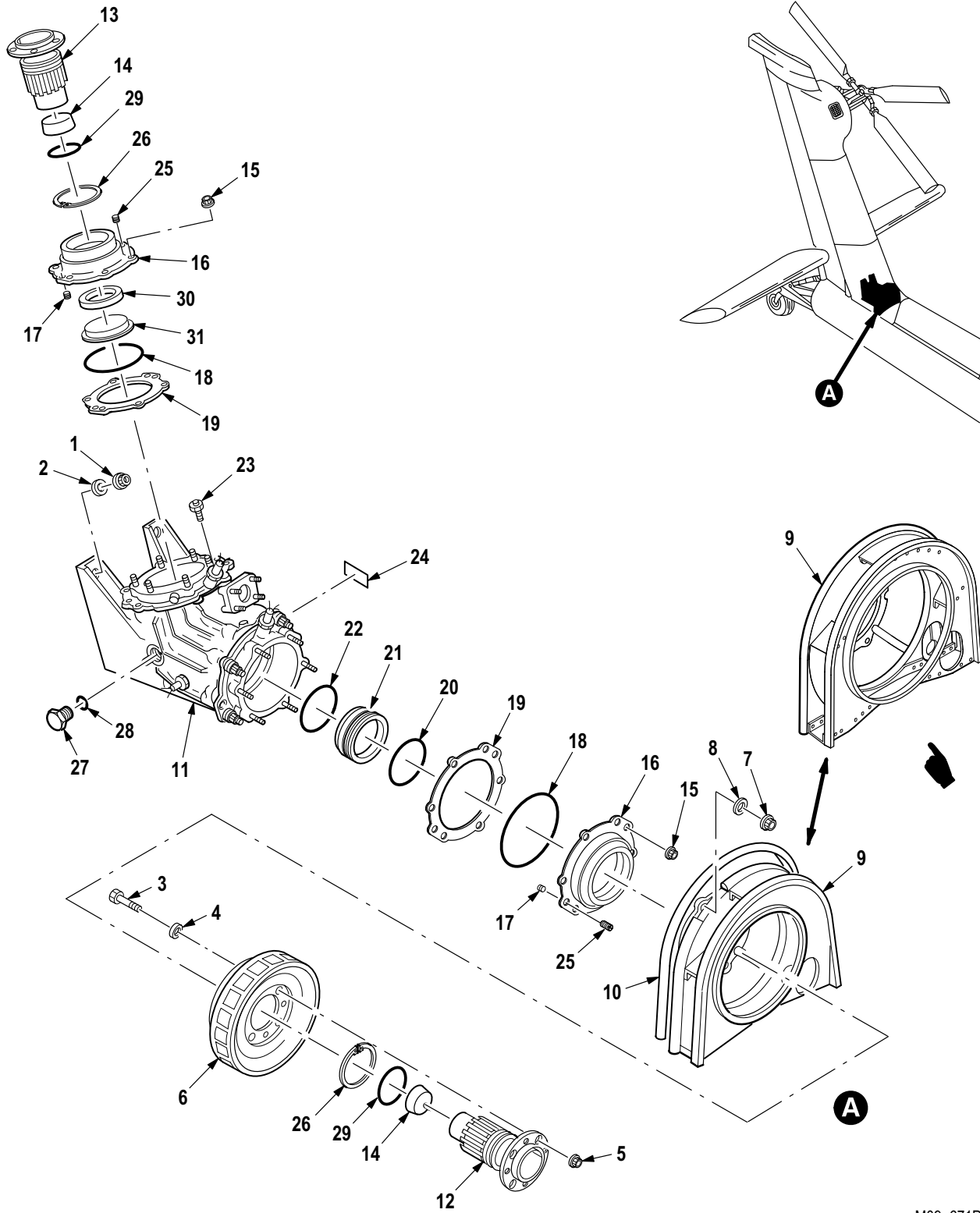




M09-1137

Figure 315. Group 06 Bowl Assembly, Lube Pump  
7-1 13200106

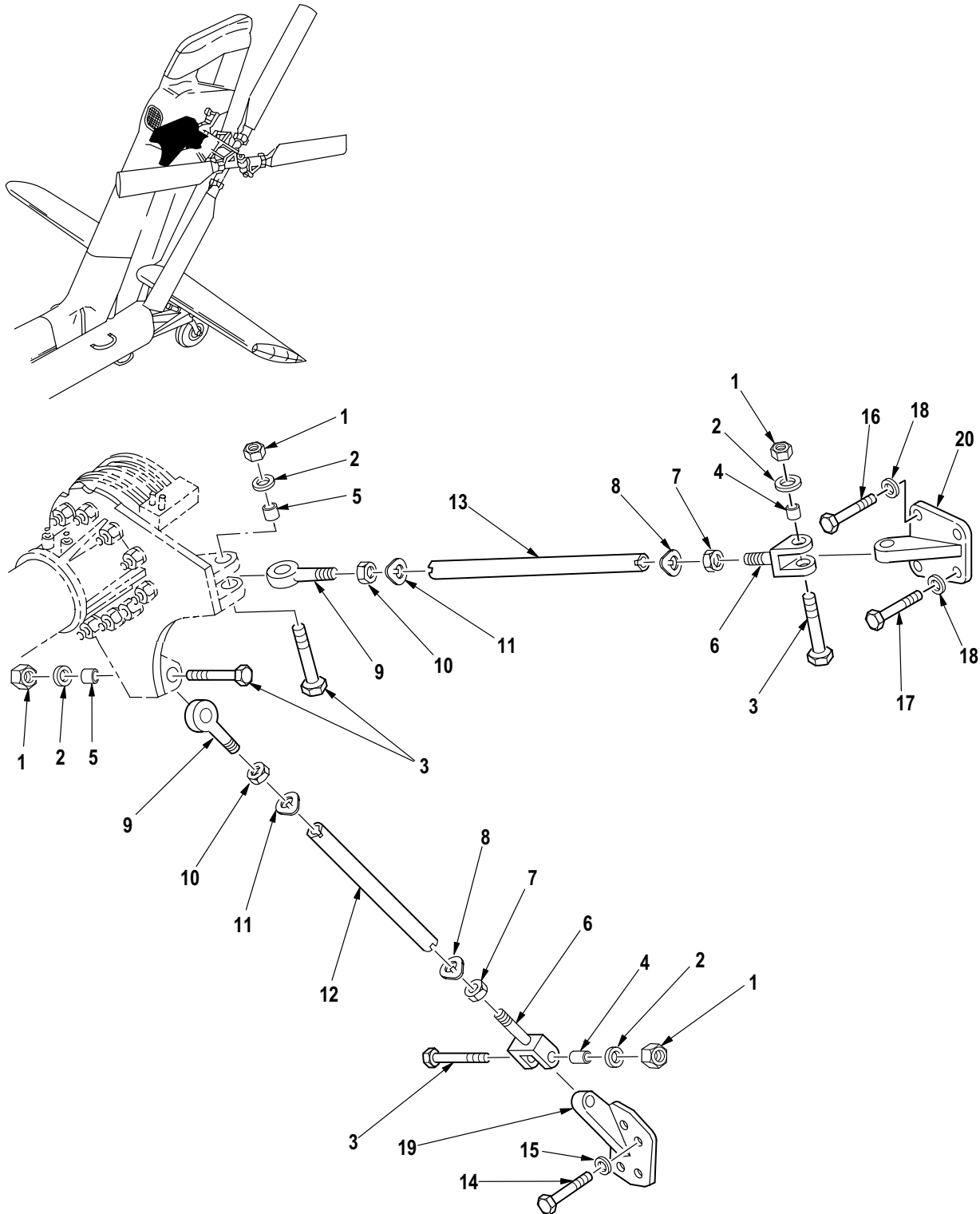
(1) ITEM NO.	(2) SMR CODE	(3) CAGE	(4) PART NUMBER	(5) DESCRIPTION AND USABLE ON CODE (UOC)	(6) QTY
				Group 06 Drive Train Fig. 315 Bowl Assembly, Lube Pump 7-1 13200106 See Fig. 314 for NHA	
1	PAOOO	02731	7-1 13200106	• Bowl Assy, Lube Pum .....	1
2	XDOZZ	05228	7581434	•• Filter Body, Fluid .....	1
3	PAOZZ	81349	M83248/2-908	•• Packing Preformed .....	2
4	PAOZZ	05228	7586579	•• Indicator, Pressure .....	1
5	PAOOO	02731	7-1 13200106	• Bowl Assy, Lube Pum .....	1
6	PAOZZ	18350	AA-B066-1D2A	•• Filter Body, Fluid .....	1
7	PAOZZ	96906	MS28774-016	•• Retainer, Packing .....	1
8	PAOZZ	81349	M83248/1-016	•• O-Ring .....	1
9	PAOZZ	18350	TC146ULOKO	•• Indicator Pressure .....	1
10	XDOZZ	18350	AA-9500-D214	•• Spirolox .....	1
END OF FIGURE					



M09-671P

Figure 316. Group 06 Intermediate Gearbox Installation  
7-31 1300003

(1) ITEM NO.	(2) SMR CODE	(3) CAGE	(4) PART NUMBER	(5) DESCRIPTION AND USABLE ON CODE (UOC)	(6) QTY
				Group 06 Drive Train Fig. 316 Intermediate Gearbox Installation 7-31 1300003	
1	PAOZZ	02731	HS5763-6	• Nut, Self-Locking, Do .....	4
2	PAOZZ	88044	AN960-616	• Washer, Flat .....	4
3	PAOZZ	02731	7-1 13500019	• Bolt, Shear .....	5
4	PAOZZ	88044	AN960-D416	• Washer, Flat .....	5
5	PAOZZ	80205	MS21042-4	• Nut, Self-Locking, Ex .....	5
6	PAOZZ	02731	7-1 13320000-5	• Fan, Centrifugal .....	1
7	PAOZZ	02731	HS262-428	• Nut, Self-Locking, Ex .....	4
8	PAOZZ	88044	AN960-416L	• Washer, Flat .....	4
9	PAOOO	02731	7-31 1332020	• Diffuser, Gearbox Co .....	1
9	PAOOO	8V613	7-51 1332020-1	• Diffuser, Fan, T/R Gb A/C With MWO 1-1520-238-55-11 Incorporated .....	1
10	MOOZZ	02731	HS4028-2724	• Seal, Rubber Extrusi .....	1
11	PAODD	02731	7-31 1330001-7	• Gearbox, Intermediat .....	1
12	PAOFF	02731	7-31 1330026	• Flange Assy, Drive .....	1
13	PAOFF	02731	7-31 1330025	• Shaft, Shouldered .....	1
14	XDFZZ	02731	7-31 1330150	• Plug, Expansion .....	1
15	PAOZZ	02731	HS262-428	• Nut, Self-Locking, Ex .....	26
16	PAFFF	02731	7-31 1330121-9	• Plate, Retaining, Bea .....	2
17	XDFZZ	02731	HS5135-0048	• Nut, Plain, Clinch .....	2
18	PAFZZ	81349	M83248/1-047	• O-Ring .....	2
19	PAFZZ	91514	7-1 13300148	• Spacer, Input Bearin .....	2
20	PAFZZ	81349	M83248/1-152	• O-Ring .....	1
21	PAOZZ	02731	7-21 1330102-3	• Seal, Plain Encased .....	1
22	PAFZZ	81349	M83248/1-232	• O-Ring .....	1
23	PAOZZ	8V613	HS4084-3	• Breather, Vent, Fuel .....	1
24	XDOZZ	96906	MS27253-1	• Plate, Identificatio .....	1
25	PAOZZ	02731	HS5680-3	• Setscrew .....	8
26	PAOZZ	02731	HS3031UR350CD	• Ring, Retaining .....	2
27	PAOZZ	96906	MS9953-1 1	• Plug, Machine Thread .....	1
28	PAOZZ	81349	M83248/1-1 18	• O-Ring .....	1
29	PAOZZ	81349	M83248/1-141	• O-Ring .....	2
30	PAOZZ	8V613	7-31 1330103-1	• Seal Assy, Lip, Outpu .....	1
31	PAOZZ	80201	099274	• Speedi-Sleeve .....	1
END OF FIGURE					

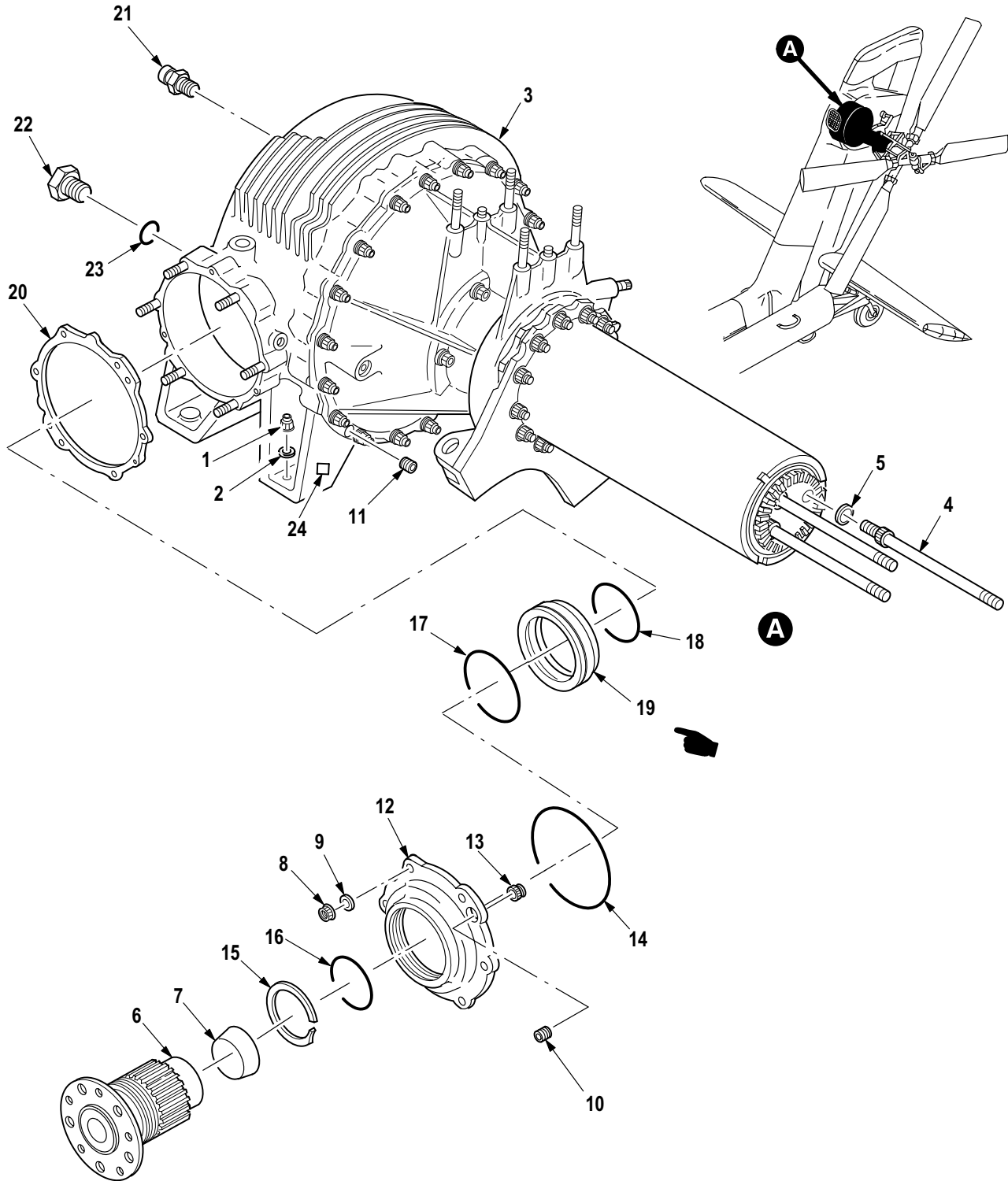


M09-787B

Figure 317. Group 06 Brace Installation, Tail Rotor Gearbox  
7-31 1340180



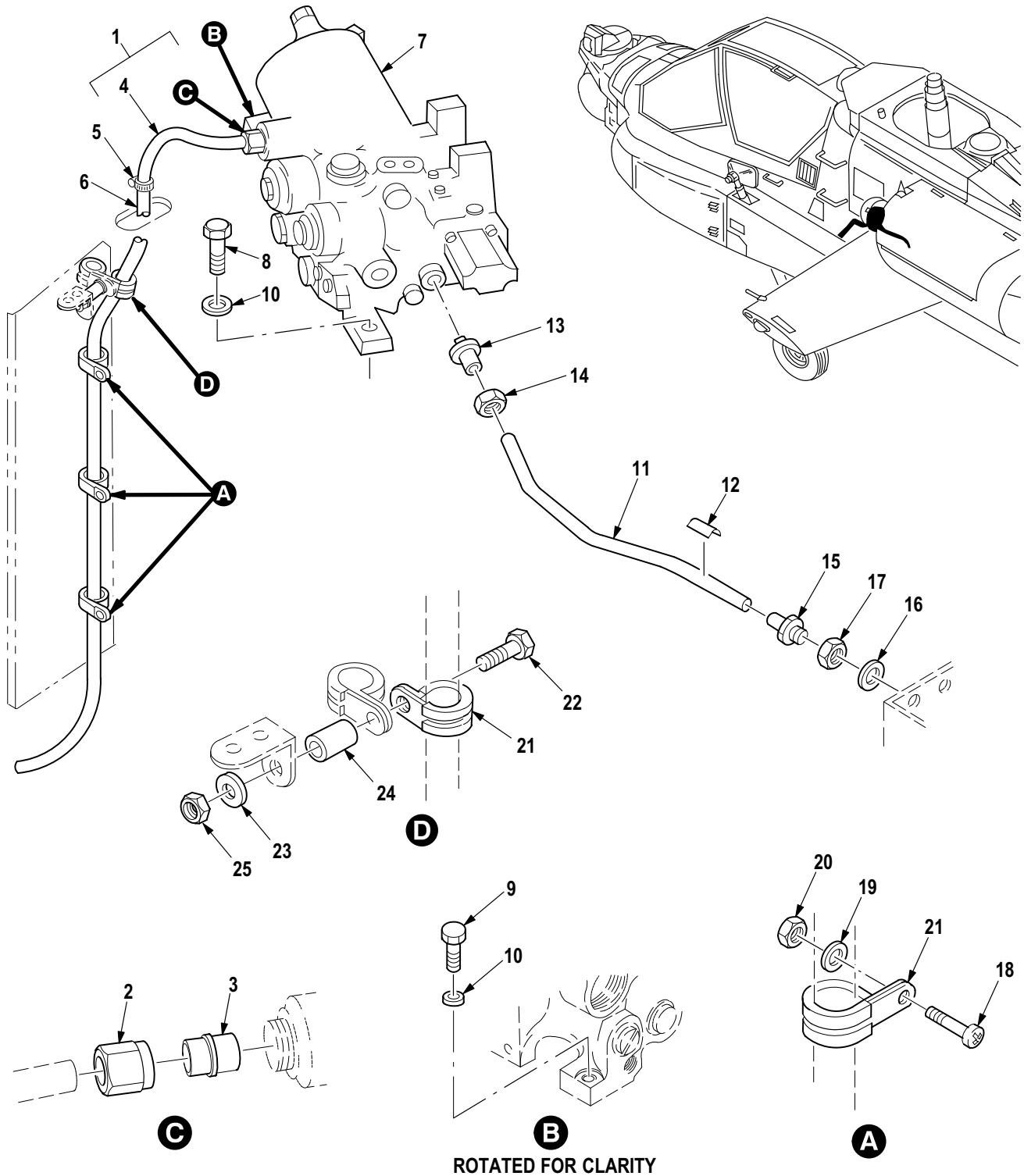
(1) ITEM NO.	(2) SMR CODE	(3) CAGE	(4) PART NUMBER	(5) DESCRIPTION AND USABLE ON CODE (UOC)	(6) QTY
				Group 06 Drive Train Fig. 317 Brace Installation, Tail Rotor Gearbox 7-31 1340180	
1	PAOZZ	96906	MS21083N8	• Nut, Self-Locking, He .....	4
2	PAOZZ	88044	AN960-816L	• Washer, Flat .....	4
3	PAOZZ	80205	NAS6608-24	• Bolt, Shear .....	4
4	PAOZZ	80205	NAS75-8-013	• Bushing, Sleeve .....	2
5	PAOZZ	80205	NAS75-8-018	• Bushing, Sleeve .....	2
6	PAOZZ	02731	7-31 1340182-3	• Clevis, Rod End .....	2
7	PAOZZ	80205	NAS509-9	• Nut, Plain, Hexagon .....	2
8	PAOZZ	80205	NAS513-9	• Washer, Key .....	2
9	PAOZZ	81349	M81935/1-08K	• Bearing, Plain, Rod E .....	2
10	PAOZZ	80205	NAS509-8	• Nut, Plain, Hexagon .....	2
11	PAOZZ	80205	NAS513-8	• Washer, Key .....	2
12	PAOZZ	02731	7-31 1340185-13	• Strut, Tail Rotor .....	1
13	PAOZZ	02731	7-31 1340185-11	• Strut, Tail Rotor .....	1
14	PAOZZ	80205	NAS1305-12H	• Bolt, Shear .....	4
15	PAOZZ	96906	MS20002C5	• Washer, Recessed .....	4
16	PAOZZ	80205	NAS6605H8	• Bolt, Shear .....	2
17	PAOZZ	80205	NAS6605-10	• Bolt, Shear .....	2
18	PAOZZ	88044	AN960-516L	• Washer, Flat .....	4
19	PAOZZ	02731	7-31 1340186-3	• Fitting, Forward Gea .....	1
20	PAOZZ	02731	7-21 1340183-3	• Fitting, AFT, Gear Bo .....	1
END OF FIGURE					



M09-672N

Figure 318. Group 06 Tail Rotor Gearbox Installation  
7-31 1300004

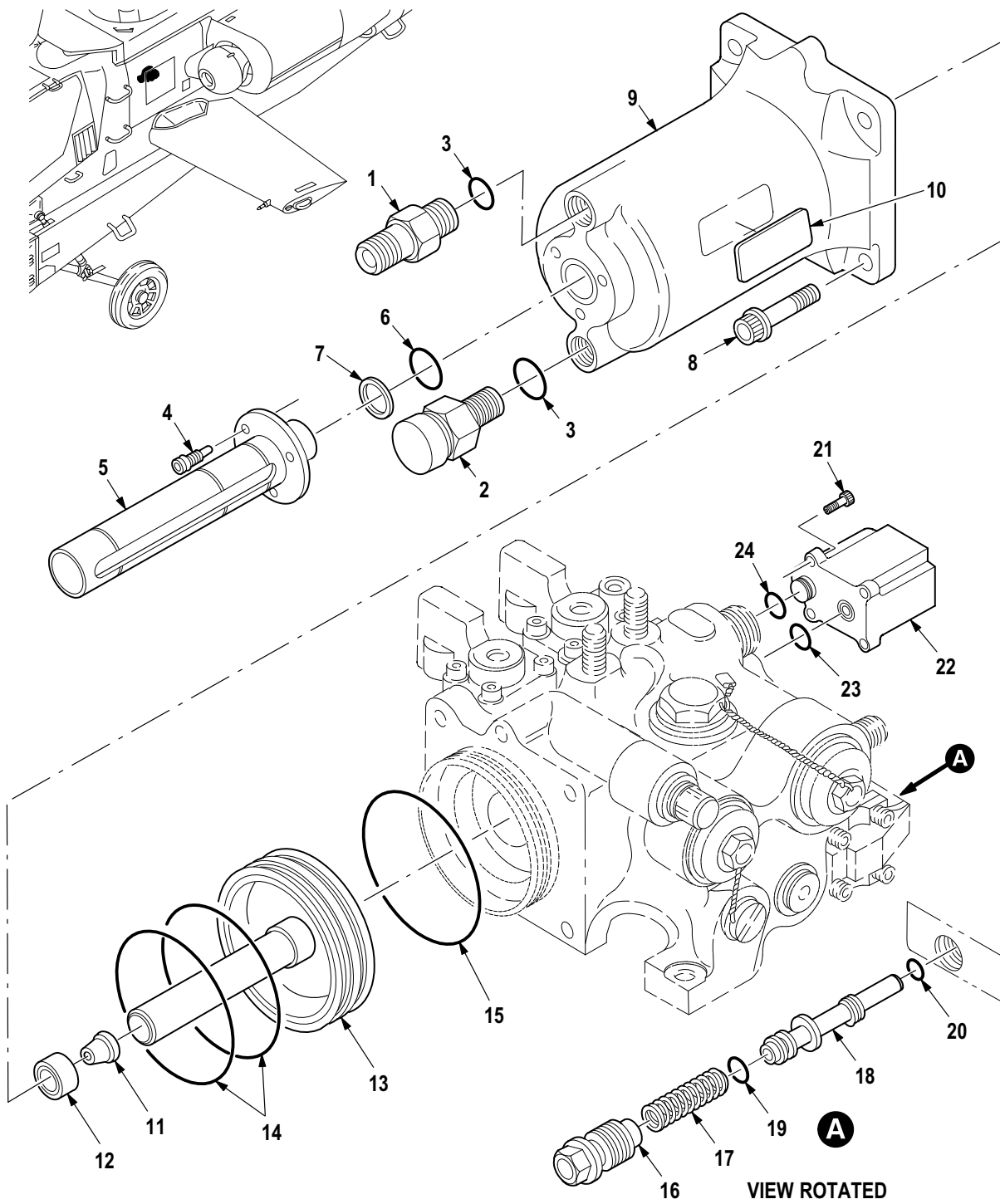
(1) ITEM NO.	(2) SMR CODE	(3) CAGE	(4) PART NUMBER	(5) DESCRIPTION AND USABLE ON CODE (UOC)	(6) QTY
				Group 06 Drive Train Fig. 318 Tail Rotor Gearbox Installation 7-31 1300004	
1	PAOZZ	02731	HS262-820	• Nut, Self-Locking, Ex .....	4
2	PAOZZ	88044	AN960-816	• Washer, Flat .....	4
3	PAODD	02731	7-31 1340001-7	• Gearbox, Tail Rotor .....	1
4	PAOZZ	02731	HS5155-0377	•• Stud, Locked In .....	3
5	PAFZZ	02731	HS5158-0389	•• Ring, Lock, Serrated .....	3
6	PAOFF	02731	7-31 1330025	•• Shaft, Shouldered .....	1
7	XDFZZ	02731	7-31 1330150	••• Plug, Expansion .....	1
8	PAOZZ	02731	HS262-428	•• Nut, Self-Locking, Ex .....	6
9	PAOZZ	80205	NAS42HT8-12	•• Spacer, Sleeve .....	6
10	PAOZZ	02731	HS5680-3	•• Setscrew .....	2
11	PAOZZ	02731	HS5680-5	•• Setscrew .....	3
12	PAOFF	02731	7-31 1330121-9	•• Plate, Retaining, Bea .....	1
13	XDFZZ	02731	HS5135-0048	••• Nut, Plain, Clinch .....	2
14	PAFZZ	81349	M83248/1-047	•• O-Ring .....	1
15	PAOZZ	02731	HS3031UR250CD	•• Ring, Retaining .....	1
16	PAOZZ	81349	M83248/1-141	•• O-Ring .....	1
17	PAOZZ	81349	M83248/1-152	•• O-Ring .....	1
18	PAOZZ	81349	M83248/1-232	•• O-Ring .....	1
19	PAOZZ	02731	7-21 1330102-3	•• Seal, Plain Encased .....	1
20	PAFZZ	91514	7-1 13300148	•• Spacer, Input Bearin .....	1
21	PAOZZ	8V613	HS4084-3	•• Breather, Vent, Fuel .....	1
22	PAFZZ	96906	MS9953-1 1	•• Plug, Machine Thread .....	1
23	PAFZZ	81349	M83248/1-1 18	•• O-Ring .....	1
24	XDOZZ	96906	MS27253-1	•• Plate, Identificatio .....	1
END OF FIGURE					



M09-077F

Figure 319. Group 07 Hydraulic System Installation (FS 165 to FS 199) (LH Side)  
7-31 180001

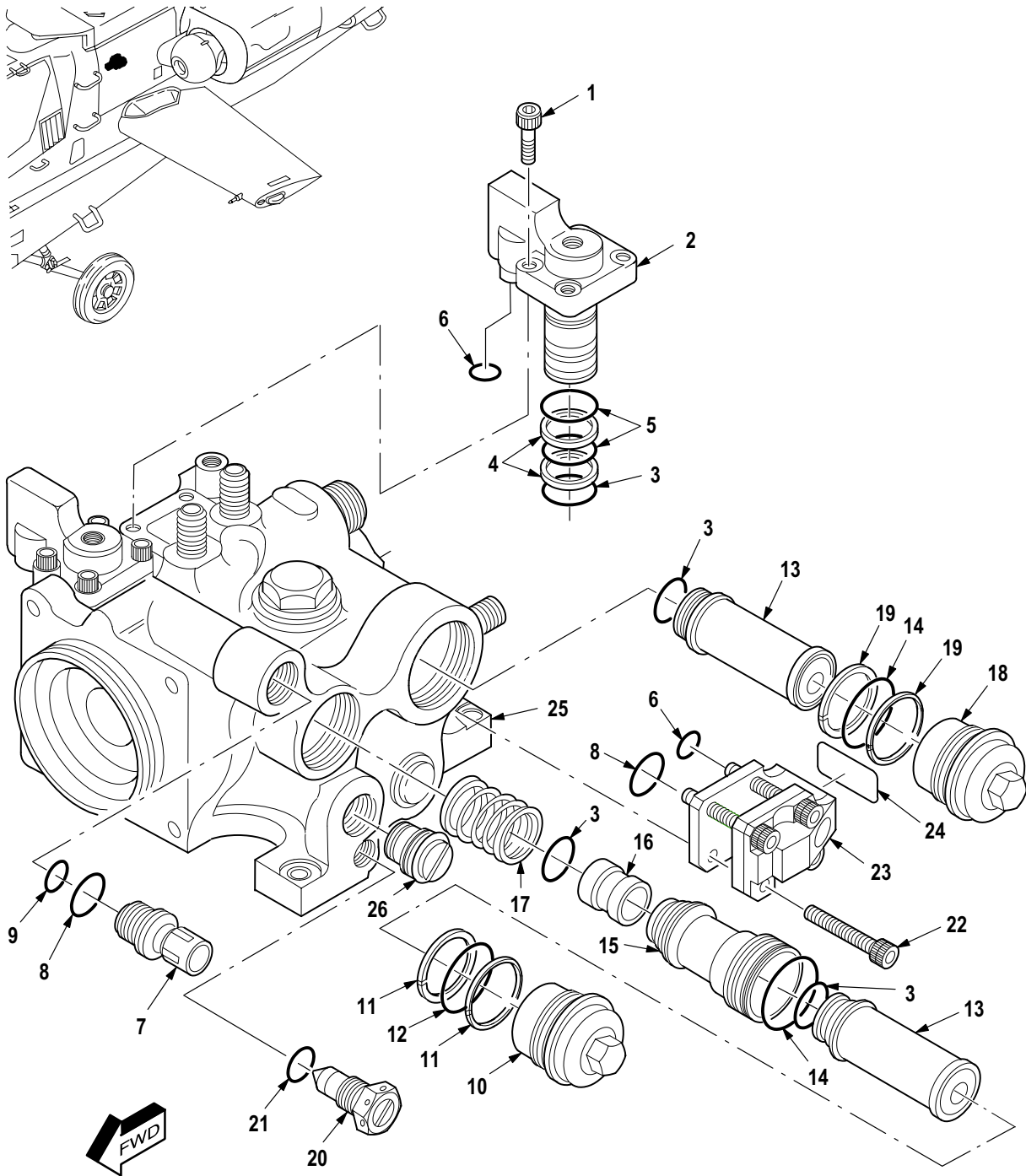
(1) ITEM NO.	(2) SMR CODE	(3) CAGE	(4) PART NUMBER	(5) DESCRIPTION AND USABLE ON CODE (UOC)	(6) QTY
				Group 07 Hydraulic/Pneumatic Systems Fig. 319 Hydraulic System Installation (FS 165 to FS 199) (LH Side) 7-31 1800001	
1	MFOFF	02731	7-31 1830233	• Tube Assy, Metal Drn .....	1
2	PAOZZ	96906	MS21921-D4	•• Nut, Tube Coupling .....	1
3	PAOZZ	96906	MS21922-4	•• Sleeve, Clinch, Tube .....	1
4	MFFZZ	02731	7-31 1830233-3	•• Tube .....	1
5	PAOZZ	02731	HS4568-25	• Clamp, Hose .....	1
6	MOOZZ	02731	HS4546-2-0440	• Tubing, Flexible, Pla .....	1
7	PAODD	02731	7-21 1810012-7	• Manifold, Hydraulic (See Figs. 320 and 321 for Breakdown) .....	1
8	PAOZZ	96906	MS21250-04012	• Bolt, Shear .....	1
9	PAOZZ	96906	MS21250-04010	• Bolt, Shear .....	2
10	PAOZZ	96906	MS20002C4	• Washer, Recessed .....	3
11	MFOFF	02731	7-31 1830201	• Tube Assy, Pri Sys .....	1
12	XDOZZ	02731	HS4367-2	•• Plate, Identificatio .....	1
13	PAOZZ	02731	HS4516-8D	•• Coupling Body, Tube .....	1
14	PAOZZ	02731	HS4515-8D	•• Nut, Tube Coupling .....	1
15	PAOZZ	14798	D10019-08	•• Coupling, Tube .....	1
16	PAOZZ	80205	NAS1149D1216J	• Washer, Flat .....	1
17	PAOZZ	81352	AN924-8D	• Nut, Plain, Hexagon .....	1
18	PAOZZ	80205	NAS603-7P	• Screw, Machine .....	3
19	PAOZZ	80205	NAS1149D0316J	• Washer, Flat .....	3
20	PAOZZ	80205	MS21042-3	• Nut, Self-Locking, Ex .....	3
21	PAOZZ	02731	HS4501SS06NB	• Clamp, Loop .....	4
22	PAOZZ	80205	NAS1096-3-16	Screw, Machine .....	13
23	PAOZZ	88044	AN960JD10L	Washer, Flat .....	56
24	PAOZZ	80205	NAS43DD3-32N	Spacer, Sleeve .....	8
25	PAOZZ	80205	MS21042L3	Nut, Self-Locking, Ex .....	24
END OF FIGURE					



M09-923D

Figure 320. Group 07 Manifold, Hydraulic (Part 1)  
7-21 1810012-7

(1) ITEM NO.	(2) SMR CODE	(3) CAGE	(4) PART NUMBER	(5) DESCRIPTION AND USABLE ON CODE (UOC)	(6) QTY
				Group 07 Hydraulic/Pneumatic Systems Fig. 320 Manifold, Hydraulic (Part 1) 7-21 1810012-7 See Fig. 319 for NHA	
1	PAOZZ	91816	2677A4EE	• Valve, Check .....	1
2	PAOZZ	91816	P12-228	• Valve, Manual Bleed .....	1
3	PAOZZ	96906	MS28778-4	• O-Ring .....	2
4	PAFZZ	80205	NAS1351-08H6P	• Screw, Cap, Socket He .....	3
5	PAFZZ	82106	266560-1	• Guard, Manifold .....	1
6	PAFZZ	96906	MS28775-1 12	• Packing, Preformed .....	1
7	PAFZZ	82106	BDS3132-1 12B12	• Seal, Channel, Manifo .....	1
8	PAFZZ	96906	MS21250H04006	• Bolt, Shear .....	4
9	XDFZZ	82106	266541-1	• Housing, Rsvr .....	1
10	XDOZZ	82106	266001-19	• Nameplate .....	1
11	PAFZZ	82106	215904-3	• Valve, Relief, Pressu .....	1
12	PAFZZ	82106	215903-1	• Retainer, Relief Val .....	1
13	PAFZZ	82106	266542-3	• Piston, Reservoir .....	1
14	PAFZZ	5F573	7235MR964T	• Seal .....	2
15	PAFZZ	96906	MS28775-235	• O-Ring .....	1
16	PAFZZ	82106	266645-1	• Cap, Electrical .....	1
17	PAFZZ	82106	236647-1	• Spring, Helical, Comp .....	1
18	PAFZZ	82106	266646-1	• Piston, Low Level Sw .....	1
19	PAFZZ	72902	7011MR160T	• Packing Assembly .....	1
20	PAFZZ	72902	7008MR160T	• Packing With Retain .....	1
21	PAOZZ	80205	NAS1351-3LE10P	• Screw, Cap, Socket He .....	4
22	PAOZZ	82106	266099-1001	• Transducer, Motional .....	1
23	PAOZZ	96906	MS28775-01 1	• Packing, Preformed .....	1
24	PAOZZ	81349	M83461/01-012	• O-Ring .....	1
END OF FIGURE					

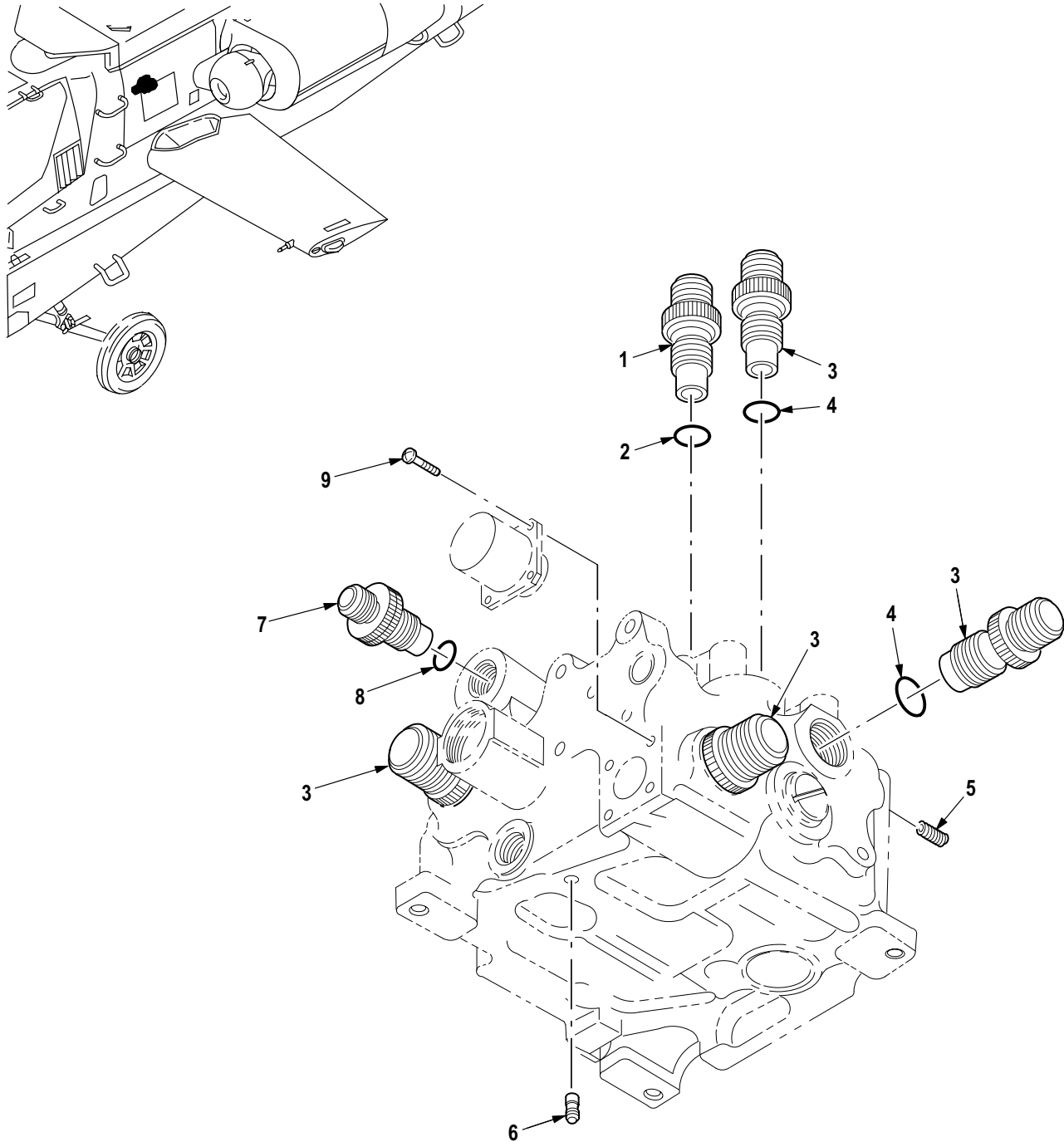


M09-924D

Figure 321. Group 07 Manifold, Hydraulic (Part 2)  
7-21 1810012-7



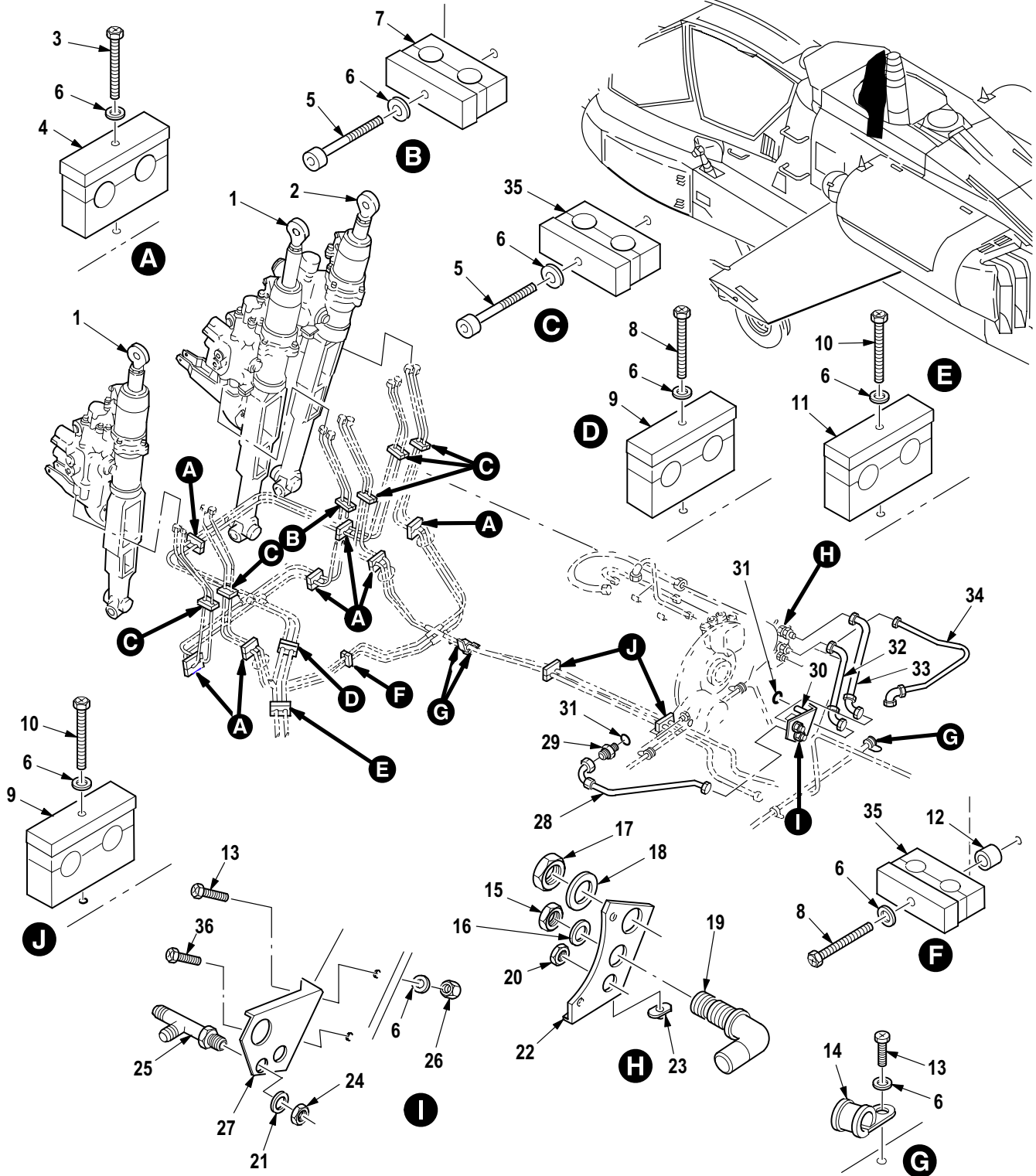
(1) ITEM NO.	(2) SMR CODE	(3) CAGE	(4) PART NUMBER	(5) DESCRIPTION AND USABLE ON CODE (UOC)	(6) QTY
				Group 07 Hydraulic/Pneumatic Systems Fig. 321 Manifold, Hydraulic (Part 2) 7-21 1810012-7 See Fig. 319 for NHA	
1	PAOZA	80205	NAS1352-08LE10P	• Screw, Cap, Socket He .....	8
2	PAOZZ	81996	2945AH64-002	• Indicator, Filter Wa .....	2
3	PAOZZ	96906	MS28775-015	• O-Ring .....	5
4	PAOZZ	82106	BDS3115-016C	• Retainer, Packing .....	4
5	PAOZZ	96906	MS28775-016	• O-Ring .....	4
6	PAOZZ	81349	M83461/01-012	• O-Ring .....	4
7	PAOZZ	83324	RF9908-04-13	• Fitting, Manifold As .....	1
8	PAOZZ	96906	MS28775-014	• O-Ring .....	2
9	PAOZZ	02697	5-180N756-75	• O-Ring .....	1
10	PAOZZ	82106	266609-1	• Head, Fluid Filter .....	1
11	PAOZZ	82106	BDS3115-023C	• Retainer, Packing .....	2
12	PAOZZ	96906	MS28775-023	• O-Ring .....	1
13	PAOZZ	82106	266599-1	• Filter Element, Flui .....	2
14	PAOZZ	96906	MS28775-022	• O-Ring .....	2
15	PAOZZ	82106	266607-1	• Sleeve, Filter .....	1
16	PAFZZ	82106	304602-1	• Guide, Manifold .....	1
17	PAOZZ	82106	266603-1	• Spring, Helical, Comp .....	1
18	PAOZZ	82106	266532-1	• Filter Body, Fluid .....	1
19	PAOZZ	82106	BDS3115-022C	• Ring, Backup, Servocy .....	2
20	PAOZZ	96906	MS24391D4L	• Plug, Machine Thread .....	1
21	PAOZZ	96906	MS28778-4	• O-Ring .....	1
22	PAOZZ	80205	NAS1351-3LE24P	• Screw, Cap, Socket He .....	4
23	PAOZZ	82106	216799-1005	• Switch, Pressure .....	1
24	XDOZZ	82106	266001-63	• Nameplate .....	1
25	XDDDD	82106	266550-105	• Manifold Assy, Reser (See Fig. 322 for Breakdown) .....	1
26	PAOZZ	82106	266531-1	• Cap, Filter Bypass .....	1
				END OF FIGURE	



M09-925C

Figure 322. Group 07 Manifold Assembly, Reservoir  
266550-105 (82106)

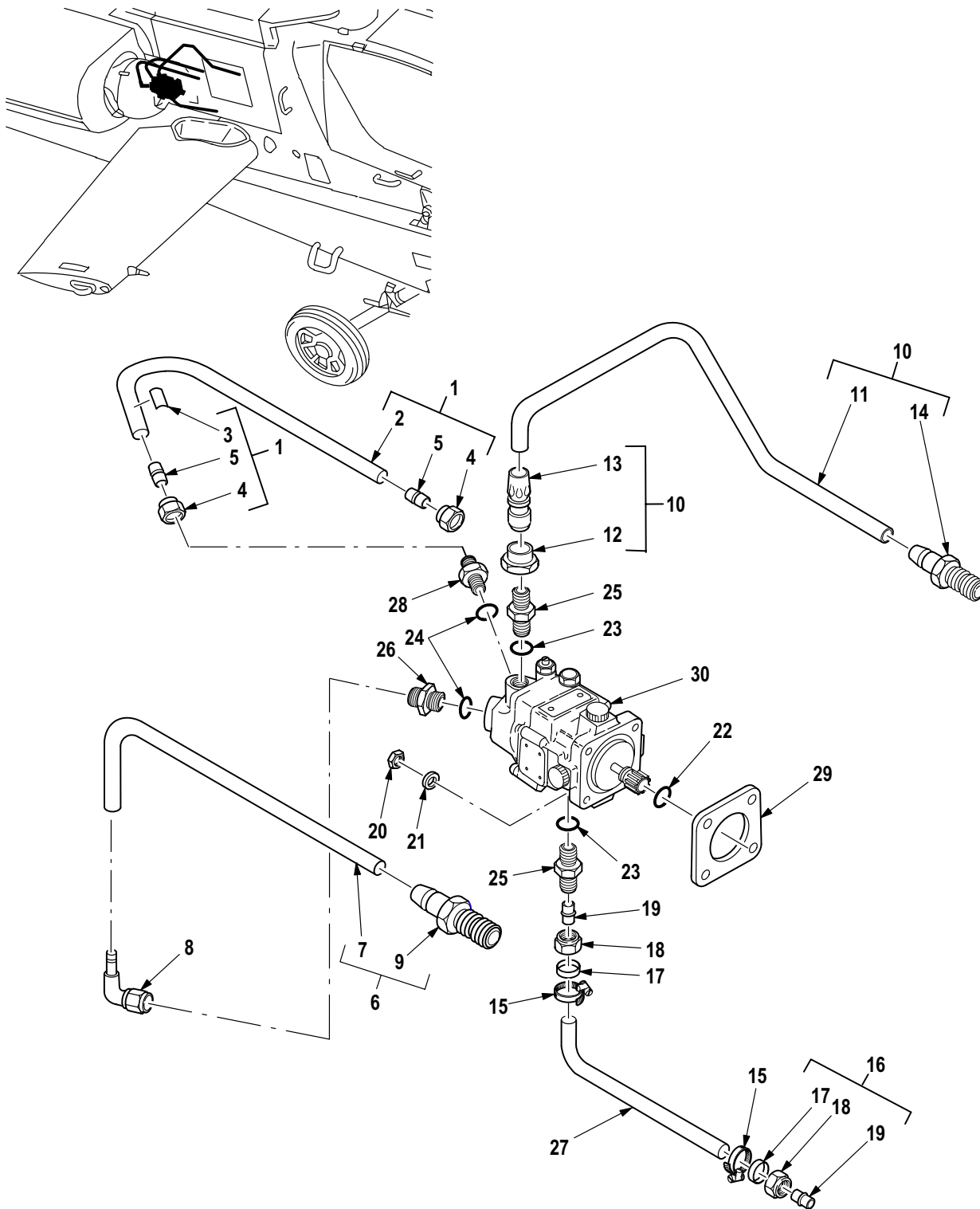
(1) ITEM NO.	(2) SMR CODE	(3) CAGE	(4) PART NUMBER	(5) DESCRIPTION AND USABLE ON CODE (UOC)	(6) QTY
				Group 07 Hydraulic/Pneumatic Systems Fig. 322 Manifold Assembly, Reservoir 266550-105 (82106) See Fig. 321 for NHA	
1	PAOZZ	02731	HS4751-4	• Adapter, Straight, Tu .....	1
2	PAOZZ	96906	MS28775-010	• O-Ring .....	1
3	PAOZZ	02731	HS4751-6	• Adapter, Straight, Tu .....	4
4	PAOZZ	81349	M83461/01-012	• O-Ring .....	4
5	PAFZZ	96906	MS21209F4-20	• Insert, Screw Thread .....	4
6	PAFZA	92555	PLGA1561010	• Plug, Expansion .....	1
7	PAOZZ	02731	HS4751-8	• Adapter, Straight, Tu .....	1
8	PAOZZ	96906	MS28775-014	• O-Ring .....	1
9	PAFZZ	96906	MS35275-213	• Screw, Machine .....	4
END OF FIGURE					



M09-167Q

Figure 323. Group 07 Hydraulic System Installation (FS 165 to FS 230) (RH Side)  
7-31180001

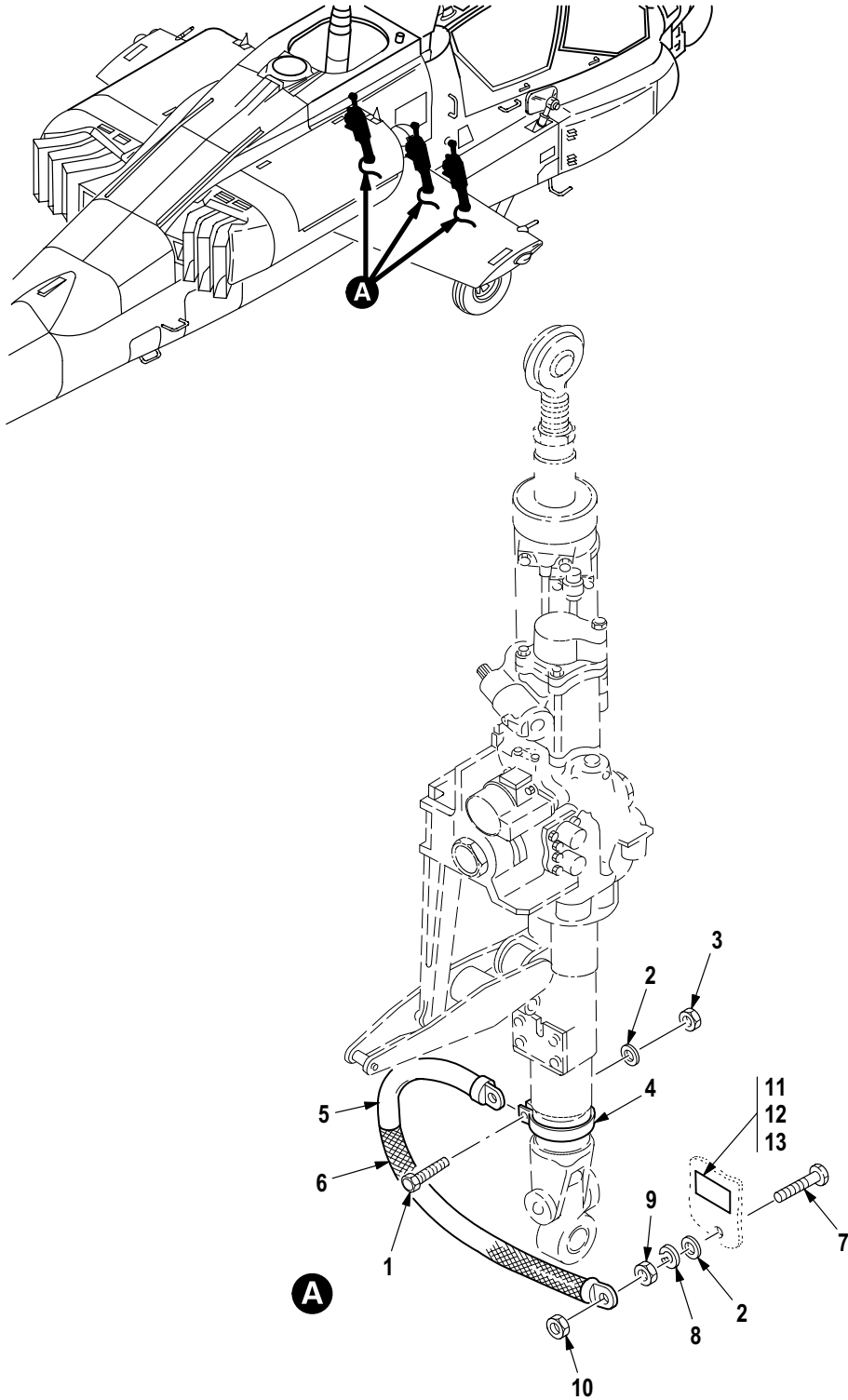
(1) ITEM NO.	(2) SMR CODE	(3) CAGE	(4) PART NUMBER	(5) DESCRIPTION AND USABLE ON CODE (UOC)	(6) QTY
				Group 07 Hydraulic/Pneumatic Systems Fig. 323 Hydraulic System Installation (FS 165 to FS 230) (RH Side) 7-31 1800001	
1	PAODD	02731	7-31 1820011-21	• Servocylinder Assy (See Fig. 326 for Breakdown) (Usbl Eff 88-0200 and Subs) . . . . .	2
1	PAODD	02731	7-31 1820011-23	• Servocylinder Assy (See Fig. 326 for Breakdown) (Usbl Eff 82-23355 thru 88-0199) . . . . .	2
2	PAODD	02731	7-31 1820012-21	• Servocylinder Assy (See Fig. 327 for Breakdown) (Usbl Eff 88-0200 and Subs) . . . . .	1
2	PAODD	02731	7-31 1820012-23	• Servocylinder Assy (See Fig. 327 for Breakdown) (Usbl Eff 82-23355 thru 88-0199) . . . . .	1
2	PAODD	02731	7-31 1820012-27	• Servocylinder Assy (See Fig. 327 for Breakdown) (Usbl Eff 88-0200 and Subs) (Two way interchangeable with 7-311820012-21) . . . .	1
3	PAOZZ	80205	NAS1801-3-28	• Screw, Machine . . . . .	7
4	PAOZZ	02731	7-21 1830053-3	• Clamp Block, Line, Hy . . . . .	7
5	PAOZZ	80205	NAS1351C3LL18	• Screw, Cap, Socket He . . . . .	6
6	PAOZZ	80205	NAS1149D0316J	• Washer, Flat . . . . .	23
7	PAOZZ	02731	7-31 1830075	• Clamp, Block . . . . .	1
8	PAOZZ	80205	NAS1801-3-20	• Screw, Machine . . . . .	2
9	PAOZZ	02731	7-21 1830044	• Clamp Block, Hydraul . . . . .	3
10	PAOZZ	80205	NAS1801-3-22	• Screw, Machine . . . . .	3
11	PAOZZ	02731	7-21 1830051	• Clamp Block, Hydraul . . . . .	1
12	PAOZZ	80205	NAS43DD3-17N	• Spacer, Sleeve . . . . .	1
13	PAOZZ	80205	NAS1801-3-8	• Screw, Machine . . . . .	3
14	PAOZZ	02731	HS4501SS06NB	• Clamp, Loop . . . . .	3
15	PAOZZ	81352	AN924-6J	• Nut, Plain, Hexagon (Press) . . . . .	1
16	PAOZZ	80205	NAS1149D0916J	• Washer, Flat . . . . .	1
17	PAOZZ	88044	AN924-10D	• Nut, Plain, Hexagon . . . . .	1
18	PAOZZ	80205	NAS1149D1416J	• Washer, Flat . . . . .	1
19	PAOZZ	96906	MS21907-6	• Elbow, Tube . . . . .	1
20	PAOZZ	98897	LS12906-184	• Nut, Plain, Hexagon . . . . .	1
21	PAOZZ	80205	NAS1149D0716J	• Washer, Flat . . . . .	1
22	PAOOO	02731	7-31 1830057	• Bracket Assy, Suppor . . . . .	1
23	PAOZZ	80205	MS21075L3E	• Nut, Self-Locking, Pl . . . . .	1
24	PAOZZ	88044	AN924-4J	• Nut, Plain, Hexagon . . . . .	1
25	PAOZZ	96906	MS21911J4	• Tee, Tube to Boss . . . . .	1
26	PAOZZ	80205	MS21042-3	• Nut, Self-Locking, Ex . . . . .	1
27	PAOZZ	02731	7-21 1830047	• Bracket, Mounting . . . . .	1
28	PAOZZ	02731	7-31 1830103-3	• Hose Assembly, Nonme . . . . .	1
29	PAOZZ	96906	MS21902J4	• Nipple, Boss . . . . .	1
30	PAOZZ	02731	7-21 1820050	• Switch, Pressure . . . . .	1
31	PAOZZ	81349	M83248/1-904	• Packing, Preformed . . . . .	2
32	PAOZZ	02731	7-31 1830421-5	• Hose Assembly, Nonme . . . . .	1
33	PAOZZ	02731	7-31 1830108	• Hose Assembly, Nonme . . . . .	1
34	PAOZZ	02731	7-31 1830109	• Hose Assembly, Nonme . . . . .	1
35	PAOZZ	02731	7-21 1830053-5	• Clamp, Block, Line Su . . . . .	2
36	PAOZZ	80205	NAS1096-3-9	• Screw, Machine . . . . .	1
END OF FIGURE					



M09-534N

Figure 324. Group 07 Utility Pump and Tube Assembly  
7-31 1800001

(1) ITEM NO.	(2) SMR CODE	(3) CAGE	(4) PART NUMBER	(5) DESCRIPTION AND USABLE ON CODE (UOC)	(6) QTY
				Group 07 Hydraulic/Pneumatic Systems Fig. 324 Utility Pump and Tube Assembly 7-31 1800001	
1	PAOOO	02731	7-31 1830306-9	• Tube Assembly, Metal .....	1
2	XAOZZ	02731	7-31 1830306-7	•• Tube .....	1
3	XDOZZ	02731	HS4367-2	•• Plate, Identificatio .....	1
4	PAOZZ	02731	HS4515-6	•• Nut, Plain, Hexagon .....	2
5	PAOZZ	02731	HS4516-6	•• Sleeve, Clinch, Tube .....	2
6	XDOOO	02731	7-31 1830301	• Tube Assembly, Metal .....	1
7	XDOZZ	02731	7-31 1830301-3	•• Tube, Bent, Metallic .....	1
8	PAOZZ	02731	HS4519-8D	•• Elbow, Tube to Boss .....	1
9	PAOZZ	02731	HS5125D0810	•• Reducer, Tube .....	1
10	XDOOO	02731	7-31 1830308	• Tube, Metallic .....	1
11	XAOZZ	02731	7-31 1830308-3	•• Tube .....	1
12	PAOZZ	02731	HS4515-4D	•• Nut, Plain, Hexagon .....	1
13	PAOZZ	02731	HS4516-4D	•• Sleeve, Clinch, Tube .....	1
14	PAOZZ	8V613	HS4520-4D	•• Coupling, Tube .....	1
15	PAOZZ	02731	HS4568-25	• Clamp, Hose .....	2
16	XDOOO	02731	7-21 1310218-609	• Tube Assembly, Metal .....	2
17	XAOZZ	02731	7-21 1310218-23	•• Tube .....	1
18	PAOZZ	96906	MS21921-4D	•• Nut, Tube Coupling .....	1
19	PAOZZ	96906	MS21922-4	•• Sleeve, Clinch, Tube .....	1
20	PAOZZ	80205	MS21042-4	• Nut, Self-Locking, Ex .....	1
21	PAOZZ	80205	NAS1149D0416J	• Washer, Flat .....	1
22	PAOZZ	81349	M83248/1-015	• O-Ring .....	1
23	PAOZZ	81349	M83248/1-904	• Packing, Preformed .....	2
24	PAOZZ	81349	M83248/1-906	• Packing, Preformed .....	2
25	PAOZZ	96906	MS21902D4	• Nipple, Boss .....	2
26	PAOZZ	96906	MS21916D8-6	• Reducer, Boss .....	1
27	MOOZZ	02731	HS4546-2-0064	• Tubing, Flexible, Pla .....	1
28	PAOZZ	96906	MS24423-6	• Valve, Check .....	1
29	PAOZZ	96906	MS9134-01	• Gasket .....	1
30	PAODD	02731	7-31 1810022-3	• Pump, Axial Pistons .....	1
END OF FIGURE					

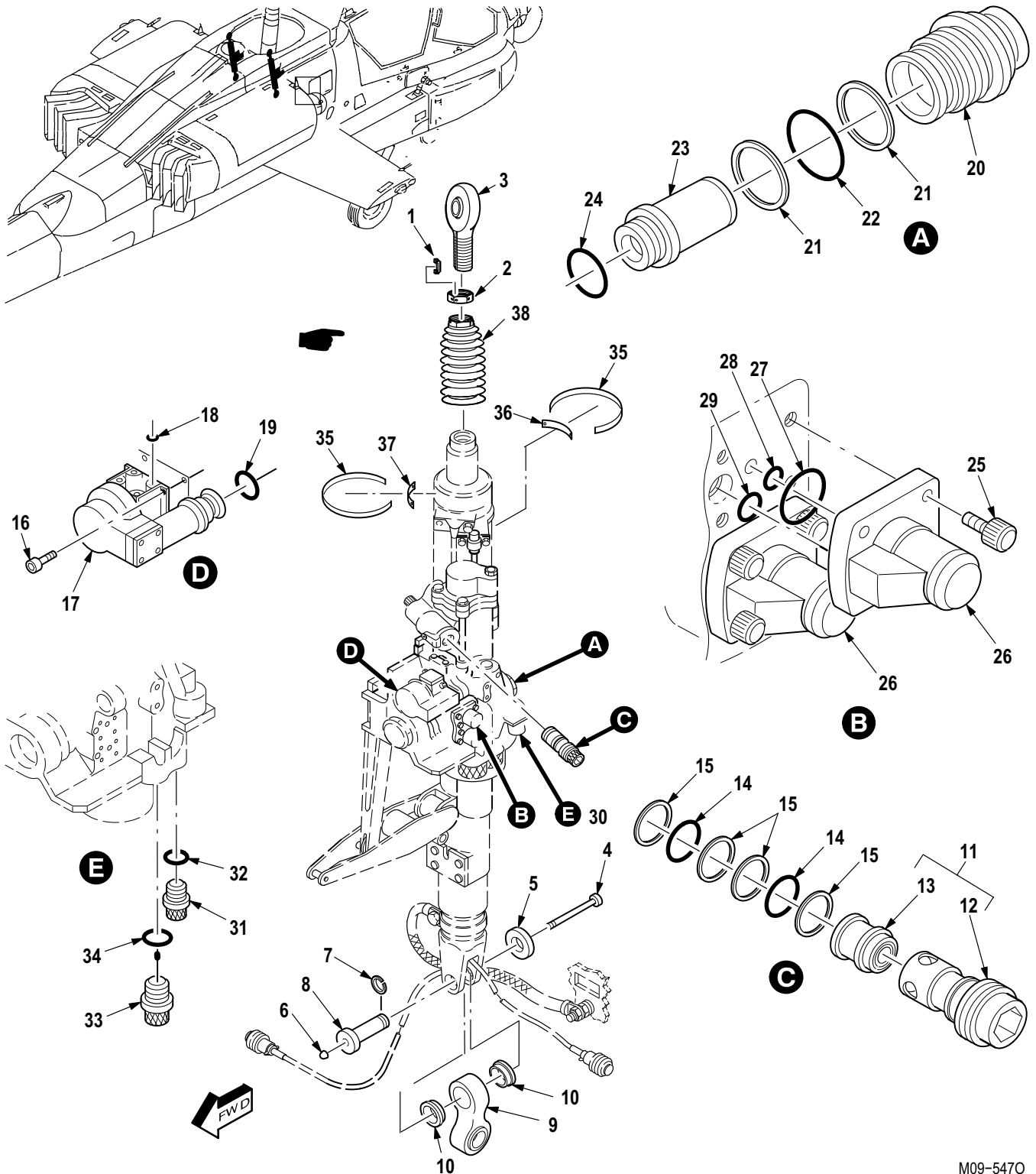


M09-1235A

Figure 325. Group 07 Main Rotor Servocylinder, Grounding Cable and Mounting Hardware



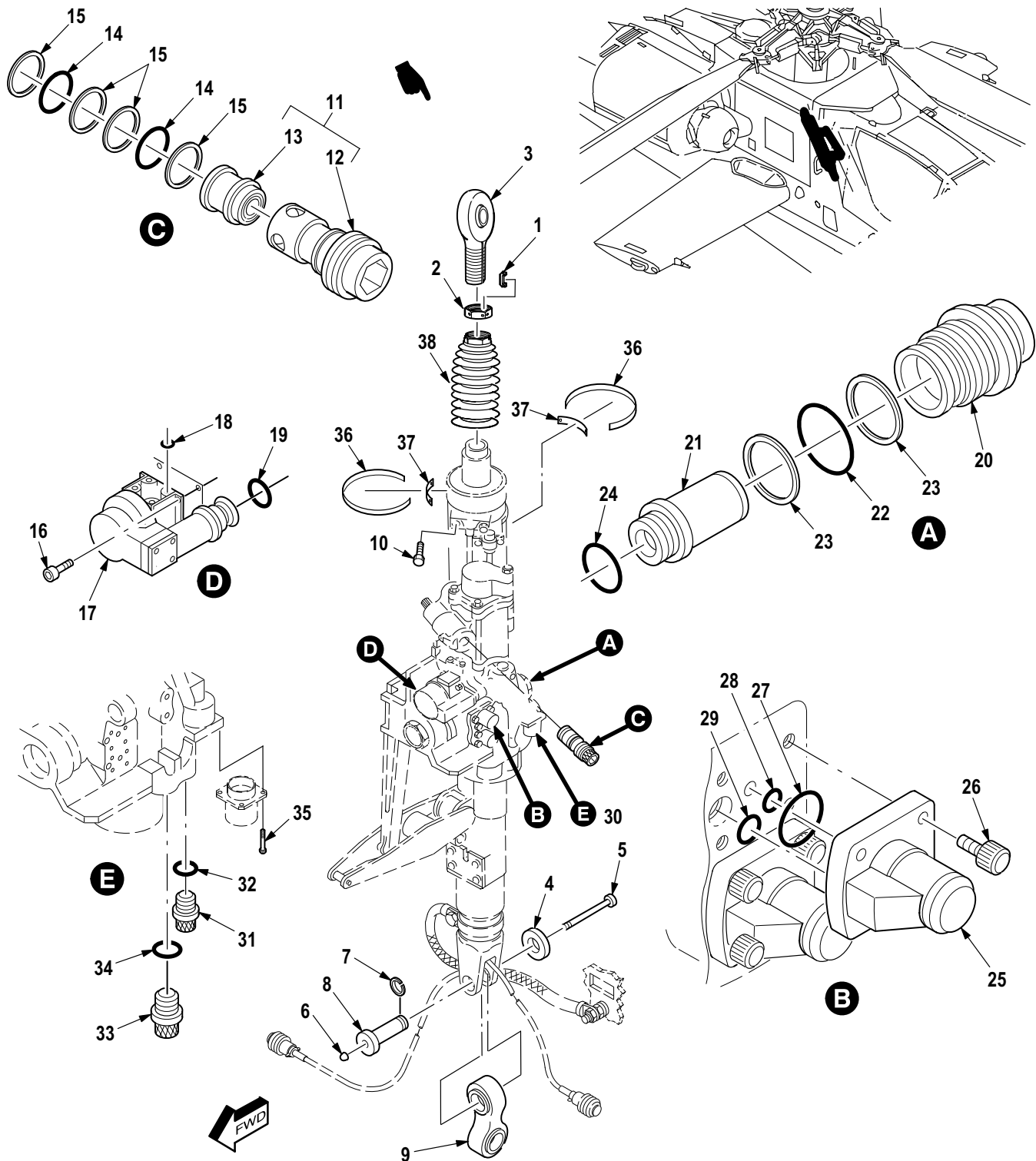
(1) ITEM NO.	(2) SMR CODE	(3) CAGE	(4) PART NUMBER	(5) DESCRIPTION AND USABLE ON CODE (UOC)	(6) QTY
				Group 07 Hydraulic/Pneumatic Systems Fig. 325 Main Rotor Servocylinder, Grounding Cable and Mounting Hardware	
1	PAOZZ	80205	NAS603-7P	▪ Screw, Machine .....	3
2	PAOZZ	80205	NAS1149D0316J	▪ Washer, Flat .....	6
3	PAOZZ	96906	MS21043-3	▪ Nut, Self-Locking, Ex .....	3
4	PAOZZ	88044	AN735-26	▪ Clamp, Loop .....	3
5	PAOZZ	96906	MS25083-2BB16	▪ Lead, Electrical .....	3
6	PAOZZ	81349	M23053/5-107-0	▪ Insulation Sleeving .....	V
7	PAOZZ	80205	NAS1801-3-12	▪ Screw, Machine .....	3
8	PAOZZ	96906	MS35338-138	▪ Washer, Lock .....	3
9	PAOZZ	96906	MS25082-12	▪ Nut, Plain, Hexago .....	3
10	PAOZZ	80205	MS21042L3	▪ Nut, Self-Locking, Ex .....	3
11	PAOZZ	02731	7-31 1B25100-570	▪ Decal (U/W P/N 289300-1019) .....	1
12	PAOZZ	02731	7-31 1B25100-572	▪ Marker, Identificati (U/W P/N 289300-1019) .....	1
13	PAOZZ	02731	7-31 1B25100-573	▪ Marker, Identificati (U/W P/N 308900-1015) .....	1
END OF FIGURE					



M09-5470

Figure 326. Group 07 Servocylinder Assembly, Main Rotor,  
 Collective and Lateral (Valves and Filters)  
 7-31 1820011-21 (Usbl Eff 88-0200 and Subs)  
 7-31 1820011-23 (Usbl Eff 82-23355 thru 88-0199)

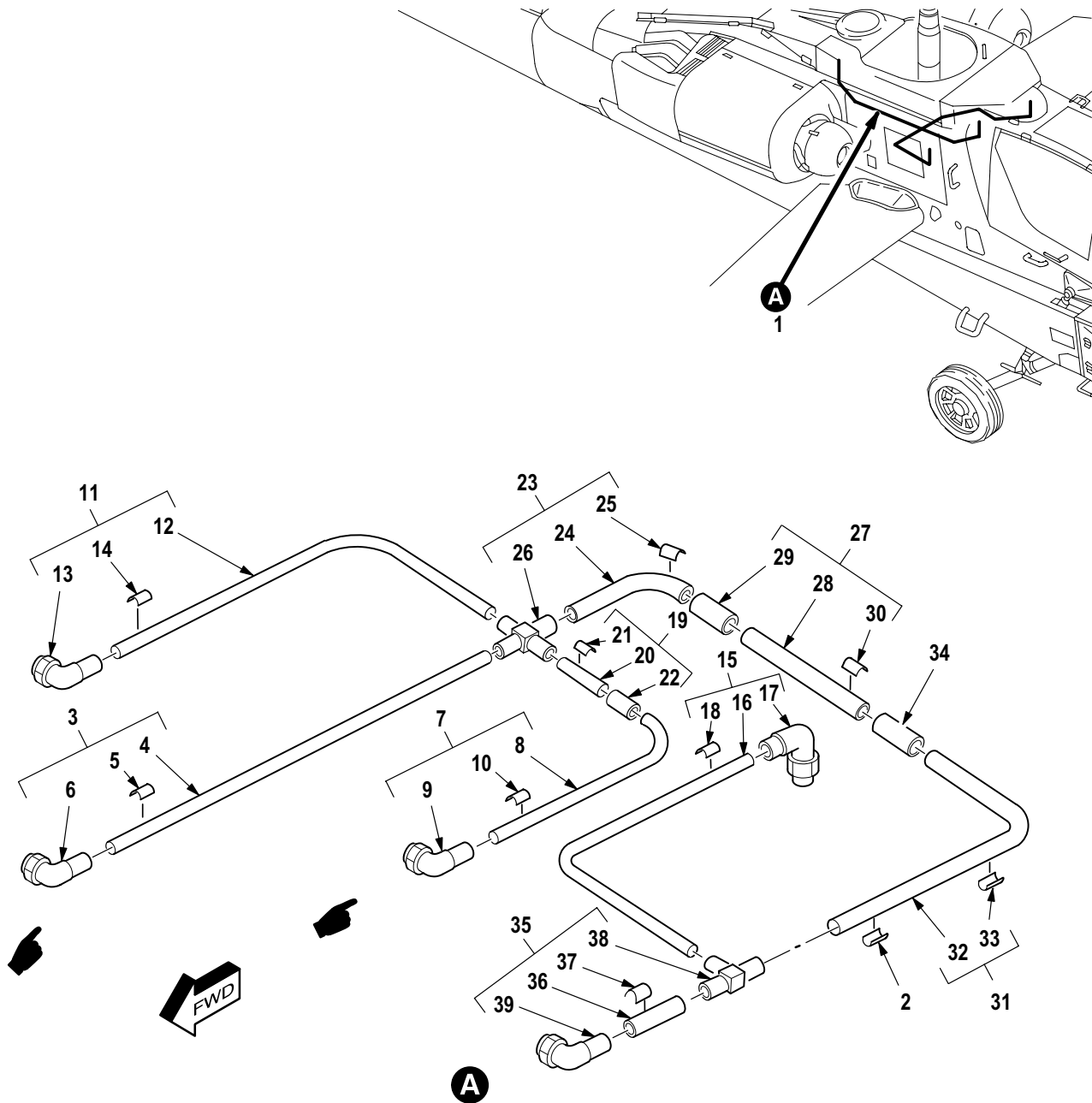
(1) ITEM NO.	(2) SMR CODE	(3) CAGE	(4) PART NUMBER	(5) DESCRIPTION AND USABLE ON CODE (UOC)	(6) QTY
				Group 07 Hydraulic/Pneumatic Systems Fig. 326 Servocylinder Assembly, Main Rotor, Collective and Lateral (Valves and Filters) 7-31 1820011-23 (Usbl Eff 82-23355 thru 88-0199) 7-31 1820011-21 (Usbl Eff 88-0200 and Subs) See Fig. 323 for NHA	
1	PAOZZ	80205	NAS559-5	• Lock, Rod End . . . . .	1
2	PAOZZ	80205	NAS509-12	• Nut, Plain, Hexagon . . . . .	1
3	PAOZZ	82106	289332-5	• Connector, Rod End . . . . .	1
4	PAFZZ	82106	215971-5	• Pin, Grooved, Headed . . . . .	1
5	PAFZZ	80205	NAS1080E04	• Collar, Grooved Pin- . . . . .	1
6	PAFZZ	82106	266141-1	• Cap, Universal Joint . . . . .	1
7	PAFZZ	82106	266142-1	• Ring, Retaining . . . . .	1
8	PAFZZ	82106	266143-1PFE	• Pin, Grooved, Headed . . . . .	1
9	PAFZZ	82106	289344-1	• Link Assy, Universal . . . . .	1
10	XAFZZ	82106	266145-5	• • Bushing, Sleeve . . . . .	2
11	PAOZZ	82106	65921-3	• Valve, Check . . . . .	1
12	XDOZZ	82106	65928	• • Cap, Valve . . . . .	1
13	XAOZZ	82106	65923	• • Valve, Check . . . . .	1
14	PAOZZ	96906	MS28775-012	• Packing Preformed . . . . .	2
15	PAOZZ	82106	BDS3115-012C	• Retainer, Packing . . . . .	4
16	PAOZZ	80205	NAS1352-06LE8P	• Screw, Cap, Socket He . . . . .	4
17	PAOZZ	82106	236199-1001	• Servovalve, Hydraul . . . . .	1
18	PAOZZ	02697	5-194N756-75	• O-Ring . . . . .	4
19	PAOZZ	96906	MS28775-1 12	• Packing, Preformed . . . . .	1
20	PAOZZ	82106	93398-7	• Cap, Filter Ring . . . . .	1
21	PAOZZ	82106	BDS3115-022C	• Ring, Backup, Servocy . . . . .	2
22	PAOZZ	96906	MS28775-022	• O-Ring . . . . .	1
23	PAOZZ	82106	93399-3	• Filter Element, Flui . . . . .	1
24	PAOZZ	96906	MS28775-015	• O-Ring . . . . .	1
25	PAOZZ	80205	NAS1351-3H6P	• Screw, Cap, Socket He . . . . .	4
26	PAOZZ	82106	300500-1003	• Valve, Solenoid . . . . .	2
27	PAOZZ	02697	5-180L1 120-70	• Packing, Preformed . . . . .	2
28	PAOZZ	02697	5-125N702-90	• O-Ring . . . . .	2
29	PAOZZ	02697	5-181N756-75	• O-Ring . . . . .	2
30	PADDD	82106	289350-1001	• Manifold Assy, Prima . . . . .	1
31	PAFZZ	02731	HS4751-4	• • Adapter, Straight, Tu . . . . .	1
32	PAFZZ	96906	MS28775-010	• • O-Ring . . . . .	1
33	PAFZZ	02731	HS4751-6	• • Adapter, Straight, Tu . . . . .	1
34	PAFZZ	81349	M83461/1-012	• • O-Ring . . . . .	1
35	PAOZZ	82106	94102-7	• Strap, Plate Hydraul . . . . .	2
36	XDOZZ	82106	289301-1	• Nameplate Mn Rotor . . . . .	1
37	PAOZZ	82106	289302-1	• Plate, Instruction (Usbl Eff 88-0200 and Subs) . . . . .	1
38	PAOZZ	82106	SHP-1001-1	• Rubber Boot . . . . .	1
END OF FIGURE					



M09-535N

Figure 327. Group 07 Servocylinder Assembly, Main Rotor, Longitudinal (Valves and Filters)  
 7-31 1820012-21 (Usbl Eff 88-0200 and Subs) 7-311820012-23 (Usbl Eff 82-23355 thru 88-0199)  
 7-31 1820012-27 (Usbl Eff 88-0200 and Subs) (Two/way interchangeable with 7-311820012-21)

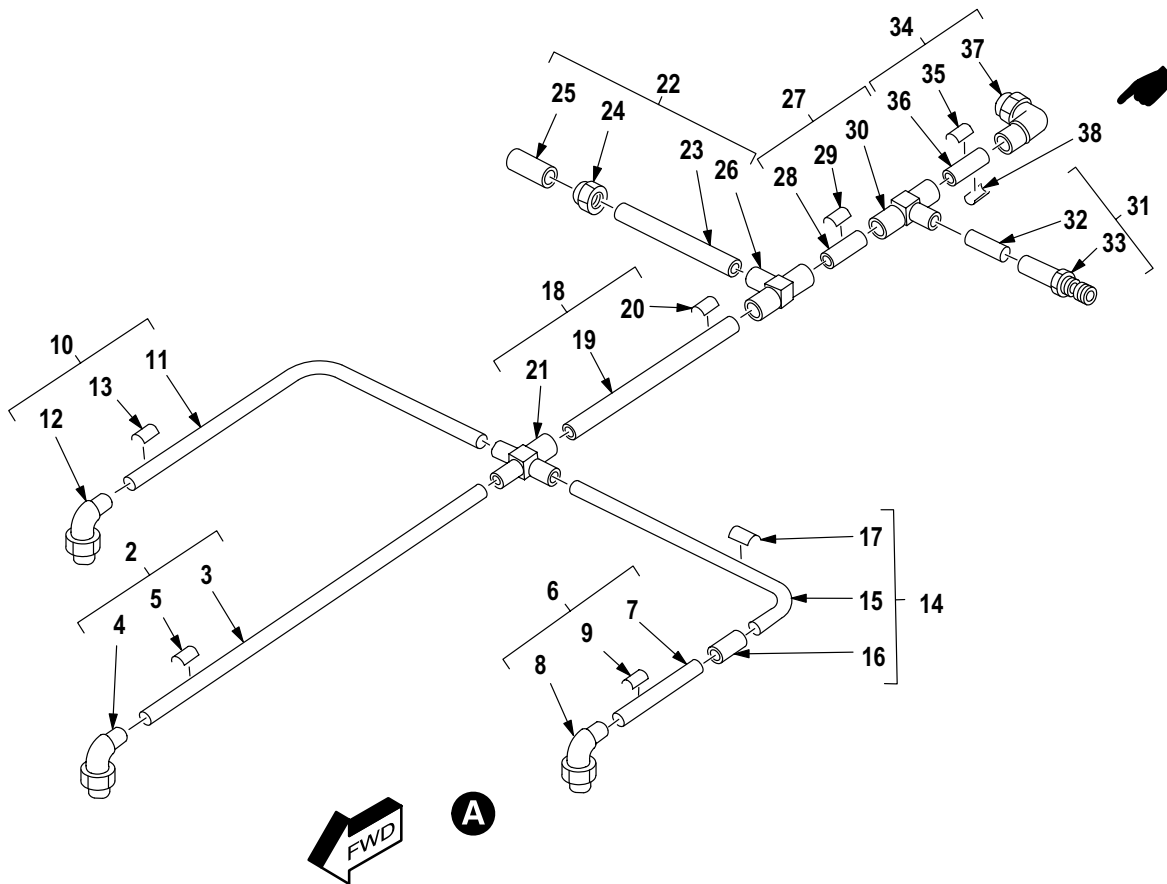
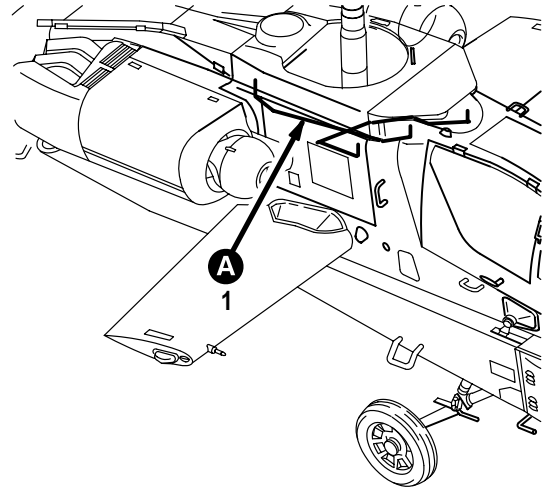
(1) ITEM NO.	(2) SMR CODE	(3) CAGE	(4) PART NUMBER	(5) DESCRIPTION AND USABLE ON CODE (UOC)	(6) QTY
				Group 07 Hydraulic/Pneumatic Systems Fig. 327 Servocylinder Assembly, Main Rotor, Longitudinal (Valves and Filters) 7-31 1820012-21 (Usbl Eff 88-0200 and Subs) 7-31 1820012-23 (Usbl Eff 82-23355 thru 88-0199) 7-31 1820012-27 (Usbl Eff 88-0200 and Subs) (Two-way interchangeable with 7-311820012-21) See Fig. 323 for NHA	
1	PAOZZ	80205	NAS559-5	• Lock, Rod End . . . . .	1
2	PAOZZ	80205	NAS509-12	• Nut, Plain, Hexagon . . . . .	1
3	PAOZZ	82106	289332-5	• Connector, Rod End . . . . .	1
4	PAFZZ	80205	NAS1080E04	• Collar, Grooved Pin- . . . . .	1
5	PAFZZ	82106	215971-5	• Pin, Grooved, Headed . . . . .	1
6	PAFZZ	82106	266141-1	• Cap, Universal Joint . . . . .	1
7	PAFZZ	82106	266142-1	• Ring, Retaining . . . . .	1
8	PAFZZ	82106	266143-1 PFE	• Pin, Grooved, Headed . . . . .	1
9	PAFFF	82106	308944-1	• Link Assy, Universal . . . . .	1
10	PAOZZ	80205	NAS1351-3H6P	• Screw, Cap, Socket He . . . . .	4
11	PAOZZ	82106	65921-3	• Valve, Check . . . . .	1
12	XDOZZ	82106	65928	•• Cap, Valve . . . . .	1
13	XDOZZ	82106	65923	•• Valve, Check . . . . .	1
14	PAOZZ	81349	M83461/1-012	• O-Ring . . . . .	2
15	PAOZZ	82106	BDS3115-012C	• Retainer, Packing . . . . .	4
16	PAOZZ	80205	NAS1352-06LL8P	• Screw, Cap, Socket He . . . . .	4
17	PAOZZ	82106	236199-1001	• Servovalve, Hydraul . . . . .	1
18	PAOZZ	02697	5-194N756-75	• O-Ring . . . . .	4
19	PAOZZ	96906	MS28775-1 12	• Packing, Preformed . . . . .	1
20	PAOZZ	82106	93398-7	• Cap, Filter Ring . . . . .	1
21	PAOZZ	82106	93399-3	• Filter Element, Flui . . . . .	1
22	PAOZZ	96906	MS28775-022	• O-Ring . . . . .	1
23	PAOZZ	82106	BDS3115-022C	• Ring, Backup, Servocy . . . . .	2
24	PAOZZ	96906	MS28775-015	• O-Ring . . . . .	1
25	PAOZZ	82106	300500-1003	• Valve, Solenoid . . . . .	2
26	PAOZZ	80205	NAS1351-3LE8P	• Screw, Cap, Socket He . . . . .	8
27	PAOZZ	02697	5-181N756-75	• O-Ring . . . . .	2
28	PAOZZ	02697	5-125N702-90	• O-Ring . . . . .	2
29	PAOZZ	02697	5-180L1 120-70	• Packing, Preformed . . . . .	2
30	PADDD	82106	289350-1001	• Manifold Assy, Prima . . . . .	1
31	PAFZZ	02731	HS4751-4	•• Adapter, Straight, Tu . . . . .	1
32	PAFZZ	96906	MS28775-010	•• O-Ring . . . . .	1
33	PAFZZ	02731	HS4751-6	•• Adapter, Straight, Tu . . . . .	1
34	PAFZZ	81349	M83461/1-012	•• O-Ring . . . . .	1
35	PAFZZ	96906	MS35275-213	•• Screw, Machine . . . . .	4
36	PAOZZ	82106	94102-7	• Strap, Plate Hydraul . . . . .	2
37	PAOZZ	82106	289302-1	• Plate, Instruction (Usbl Eff 88-0200 and Subs) . . . . .	1
38	PAOZZ	82106	SHP-1001-1	• Rubber Boot . . . . .	1
END OF FIGURE					



M09-528F

Figure 328. Group 07 Control Pressure Tube Assembly (FS 165 to FS 230)  
7-31 1800001

(1) ITEM NO.	(2) SMR CODE	(3) CAGE	(4) PART NUMBER	(5) DESCRIPTION AND USABLE ON CODE (UOC)	(6) QTY
				Group 07 Hydraulic/Pneumatic Systems Fig. 328 Control Pressure Tube Assembly (FS 165 to FS 230) 7-31 1800001	
1	MFOFF	02731	7-31 1830309-5	• Tube Assy, Metal .....	1
2	XDOZZ	02731	HS4367-2	•• Plate, Identificatio .....	1
3	MFOFF	02731	7-31 1830315	•• Tube Assy, Metal .....	1
4	MFOZZ	02731	7-31 1830315-3	••• Tube .....	1
5	XDOZZ	02731	HS4367-2	••• Plate, Identificatio .....	1
6	PAOZZ	02731	HS4519-4	••• Elbow, Tube .....	1
7	MFOFF	02731	7-31 1830313	•• Tube Assy, Metal .....	1
8	MFOZZ	02731	7-31 1830313-3	••• Tube .....	1
9	PAOZZ	02731	HS4519-4	••• Elbow, Tube .....	1
10	XDOZZ	02731	HS4367-2	••• Plate, Identificatio .....	1
11	MFOFF	02731	7-31 1830314-7	•• Tube Assy, Metal .....	1
12	MFOZZ	02731	7-31 1830314-5	••• Tube .....	1
13	PAOZZ	02731	HS4519-4	••• Elbow, Tube .....	1
14	XDOZZ	02731	HS4367-2	••• Plate, Identificatio .....	1
15	MFOFF	02731	7-31 1830316-9	•• Tube Assy, Metal .....	1
16	MFOZZ	02731	7-31 1830316-1 1	••• Tube .....	1
17	PAOZZ	02731	HS4519-4	••• Elbow, Tube .....	1
18	XDOZZ	02731	HS4367-2	••• Plate, Identificatio .....	1
19	MFOFF	02731	7-31 1830409	•• Tube Assy, Metal .....	1
20	MFOZZ	02731	7-31 1830409-3	••• Tube .....	1
21	XDOZZ	02731	HS4367-2	••• Plate, Identificatio .....	1
22	PAOZZ	02731	HS4517-4	••• Union, Tube .....	1
23	MFOFF	02731	7-31 1830312	•• Tube Assy, Metal .....	1
24	MFOZZ	02731	7-31 1830312-3	••• Tube .....	1
25	XDOZZ	02731	HS4367-2	••• Plate, Identificatio .....	1
26	PAOZZ	8V613	HS4527-06040404	••• Cross, Tube .....	1
27	MFOFF	02731	7-31 1830410	•• Tube Assy, Metal .....	1
28	MFOZZ	02731	7-31 1830410-3	••• Tube .....	1
29	PAOZZ	8V613	HS4517-6	••• Coupling, Tube .....	1
30	XDOZZ	02731	HS4367-2	••• Plate, Identificatio .....	1
31	MFOFF	02731	7-31 1830311	•• Tube Assy, Metal .....	1
32	MFOZZ	02731	7-31 1830311-3	••• Tube .....	1
33	XDOZZ	02731	HS4367-2	••• Plate, Identificatio .....	1
34	PAOZZ	8V613	HS4517-6	••• Coupling, Tube .....	1
35	MFOFF	02731	7-31 1830310	•• Tube Assy, Metal .....	1
36	MFOZZ	02731	7-31 1830310-3	••• Tube .....	1
37	XDOZZ	02731	HS4367-2	••• Plate, Identificatio .....	1
38	PAOZZ	8V613	HS4525-060604	••• Tee, Tube .....	1
39	PAOZZ	02731	HS4519-6	••• Elbow, Tube .....	1
END OF FIGURE					

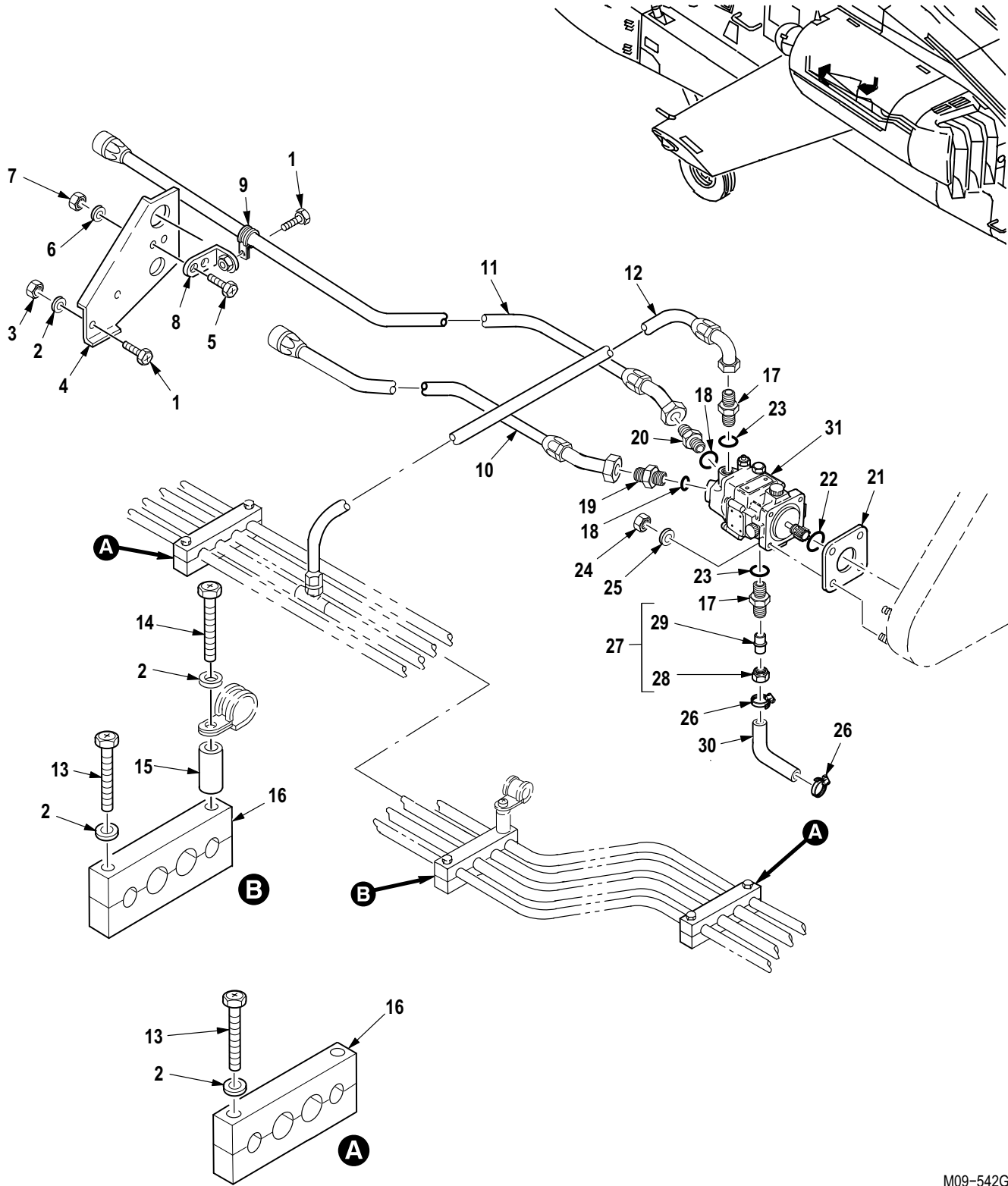


M09-1217A

Figure 329. Group 07 Control Return Tube Assembly (FS 165 to FS 230)  
7-31 1800001



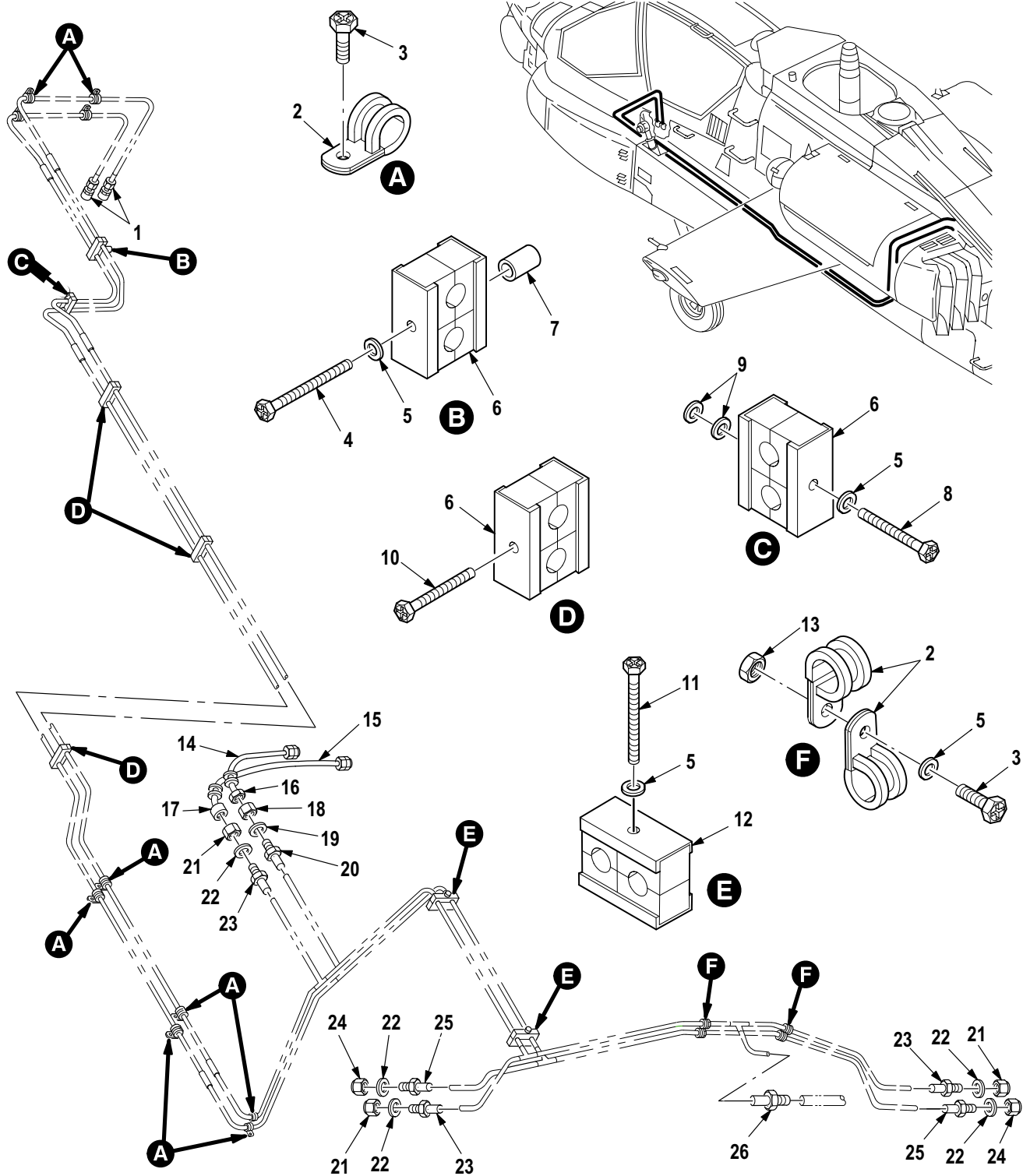
(1) ITEM NO.	(2) SMR CODE	(3) CAGE	(4) PART NUMBER	(5) DESCRIPTION AND USABLE ON CODE (UOC)	(6) QTY
				Group 07 Hydraulic/Pneumatic Systems Fig. 329 Control Return Tube Assembly (FS 165 to FS 230) 7-31 1800001	
1	MFOFF	02731	7-31 1830324	• Tube Assy, Metal .....	1
2	MFOFF	02731	7-31 1830331	•• Tube Assy, Metal .....	1
3	MFFZZ	8V613	7-31 1830331-3	••• Tube .....	1
4	PAOZZ	02731	HS5384-0604	••• Elbow, Reducer .....	1
5	XDOZZ	02731	HS4367-2	••• Plate, Identificatio .....	1
6	MFOFF	02731	7-31 1830329	•• Tube Assy, Metal .....	1
7	MFFZZ	02731	7-31 1830329-3	••• Tube .....	1
8	PAOZZ	02731	HS5384-0604	••• Elbow, Reducer .....	1
9	XDOZZ	02731	HS4367-2	••• Plate, Identificatio .....	1
10	MFOFF	02731	7-31 1830330	•• Tube Assy, Metal .....	1
11	MFFZZ	02731	7-31 1830330-3	••• Tube .....	1
12	PAOZZ	02731	HS5384-0604	••• Elbow, Reducer .....	1
13	XDOZZ	02731	HS4367-2	••• Plate, Identificatio .....	1
14	MFOFF	02731	7-31 1830408	•• Tube Assy, Metal .....	1
15	MFFZZ	02731	7-31 1830408-3	••• Tube .....	1
16	PAOZZ	02731	HS4517-4	••• Union, Tube .....	1
17	XDOZZ	02731	HS4367-2	••• Plate, Identificatio .....	1
18	MFOFF	02731	7-31 1830328	•• Tube Assy, Metal .....	1
19	MFFZZ	02731	7-31 1830328-3	••• Tube .....	1
20	XDOZZ	02731	HS4367-2	••• Plate, Identificatio .....	1
21	PAOZZ	8V613	HS4527-06040404	••• Cross, Tube .....	1
22	MFOFF	02731	7-31 1830332	•• Tube Assy, Metal .....	1
23	MFFZZ	02731	7-31 1830332-3	••• Tube .....	1
24	PAOZZ	02731	HS4515-6D	••• Nut, Plain, Hexagon .....	1
25	PAOZZ	02731	HS4516-6D	••• Coupling Body, Tube .....	1
26	PAOZZ	02731	HS4524-6D	••• Tee, Tube .....	1
27	MFOFF	02731	7-31 1830327	•• Tube Assy, Metal .....	1
28	MFFZZ	02731	7-31 1830327-3	••• Tube Assy .....	1
29	XDOZZ	02731	HS4367-2	••• Plate, Identificatio .....	1
30	PAOZZ	02731	HS4525-060604D	••• Tee, Tube .....	1
31	MFOFF	02731	7-31 1830326	•• Tube Assy, Metal .....	1
32	MFFZZ	02731	7-31 1830326-3	••• Tube .....	1
33	PAOZZ	8V613	HS4520-4D	••• Coupling, Tube .....	1
34	MFOFF	02731	7-31 1830325	•• Tube Assy, Metal .....	1
35	XDOZZ	02731	HS4367-2	••• Plate, Identificatio .....	1
36	MFFZZ	02731	7-31 1830325-3	••• Tube .....	1
37	PAOZZ	02731	HS4519-6D	••• Elbow, Tube .....	1
38	XDOZZ	02731	HS4367-2	•• Plate, Identificatio .....	1
END OF FIGURE					



M09-542G

Figure 330. Group 07 Hydraulic System Installation (FS 199 to FS 230) (LH Side)  
7-31 180001

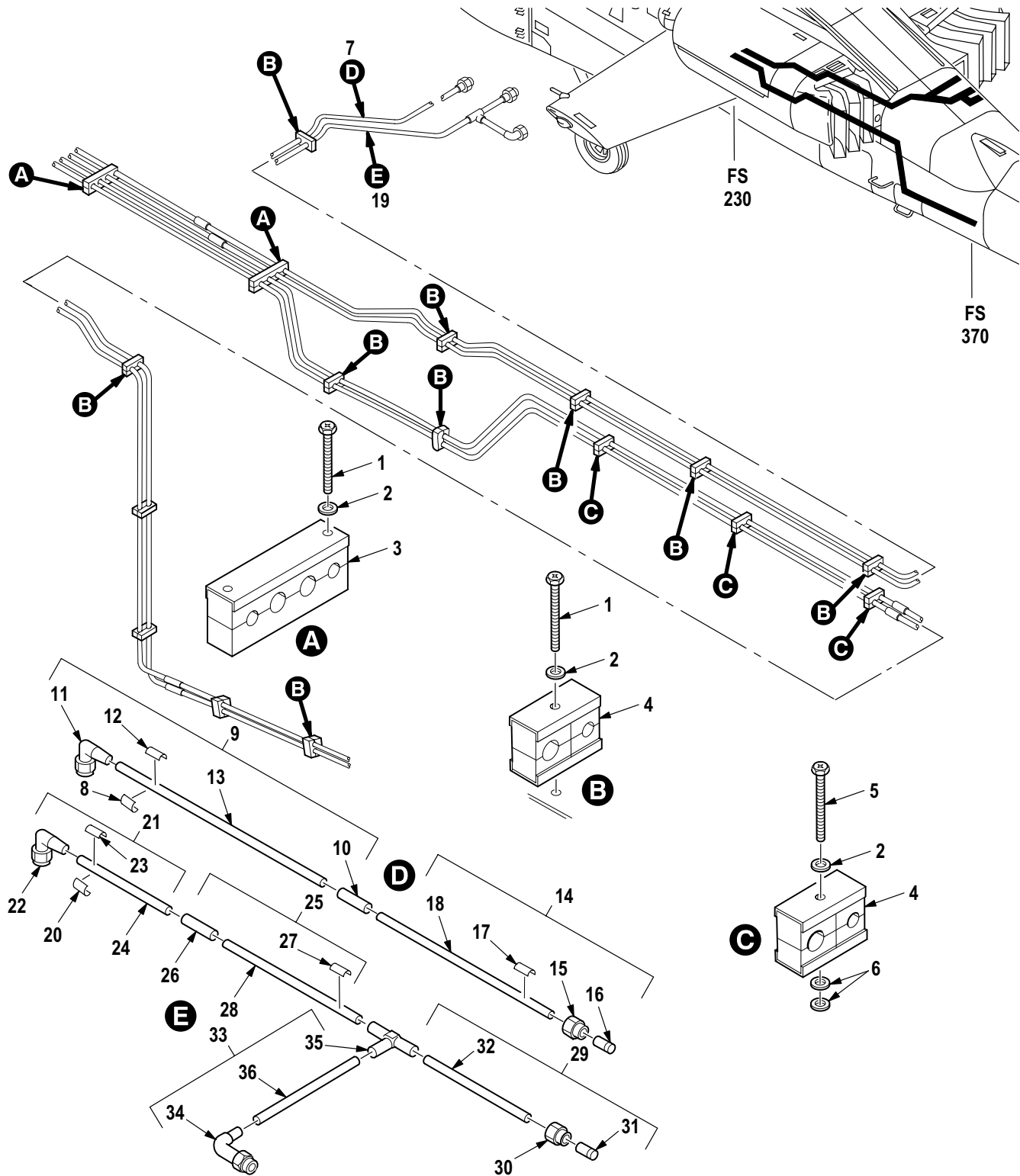
(1) ITEM NO.	(2) SMR CODE	(3) CAGE	(4) PART NUMBER	(5) DESCRIPTION AND USABLE ON CODE (UOC)	(6) QTY
				Group 07 Hydraulic/Pneumatic Systems Fig. 330 Hydraulic System Installation (FS 199 to FS 230) (LH Side) 7-31 1800001	
1	PAOZZ	80205	NAS1801-3-8	• Screw, Machine .....	2
2	PAOZZ	80205	NAS1149D0316J	• Washer, Flat .....	6
3	PAOZZ	80205	MS21042-3	• Nut, Self-Locking, Ex .....	1
4	PAOOO	02731	7-31 1830065-7	• Bracket, Mounting (U/W P/N 7-311830102-9, P/N MS21919WDF14) ....	1
5	PAOZZ	80205	NAS1096-3-6	•• Screw, Machine .....	2
6	PAOZZ	88044	AN960JD10L	•• Washer, Flat .....	2
7	PAOZZ	80205	MS21042-3	•• Nut, Self-Locking, Ex .....	2
8	XDOZZ	02731	HS4591-1D6-10	•• Bracket, Angle .....	1
9	PAOZZ	96906	MS21919WDF14	• Clamp, Loop (U/W P/N 7-311830102-9, P/N 7-311830065-7) .....	1
10	PAOZZ	02731	7-31 1830106	• Hose Assembly, Nonme .....	1
11	XDOZZ	02731	7-31 1830102-9	• Hose Assembly, Nonme (U/W P/N 7-311830065-7, P/N MS21919WDF14) ....	1
12	PAOZZ	02731	7-31 1830109-3	• Hose Assembly, Nonme .....	1
13	PAOZZ	80205	NAS1801-3-20	• Screw, Machine .....	5
14	XDOZZ	80205	NAS1801-3-30	• Screw, Machine .....	1
15	PAOZZ	80205	NAS43DD3-20FC	• Spacer, Sleeve .....	1
16	PAOZZ	02731	7-31 1830073-3	• Clamp Block, Line, Hy .....	3
17	PAOZZ	96906	MS21902D4	• Nipple, Boss .....	2
18	PAOZZ	81349	M83248/1-906	• Packing, Preformed .....	2
19	PAOZZ	96906	MS21916D8-6	• Reducer, Boss .....	1
20	PAOZZ	96906	MS24423-6	• Valve, Check .....	1
21	PAOZZ	96906	MS9134-01	• Gasket .....	1
22	PAOZZ	81349	M83248/1-015	• O-Ring .....	1
23	PAOZZ	81349	M83248/1-904	• Packing, Preformed .....	2
24	PAOZZ	80205	MS21042-4	• Nut, Self-Locking, Ex .....	4
25	PAOZZ	80205	NAS1149D0416J	• Washer, Flat .....	4
26	PAOZZ	02731	HS4568-25	• Clamp, Hose .....	2
27	XDOOO	02731	7-21 1310218-609	• Tube Assembly, Metal .....	1
28	XAOZZ	96906	MS21921-4D	•• Nut, Tube Coupling .....	1
29	PAOZZ	96906	MS21922-4	•• Sleeve, Clinch, Tube .....	1
30	MOOZZ	02731	HS4546-2-0044	• Tubing, Flexible, Pla .....	1
31	PAODD	02731	7-31 1810022-3	• Pump, Axial Pistons .....	1
END OF FIGURE					



M09-543C

Figure 331. Group 07 Hydraulic System Installation below WL 145, Forward of FS 230 (LH Side) (Part 1)  
7-311800001

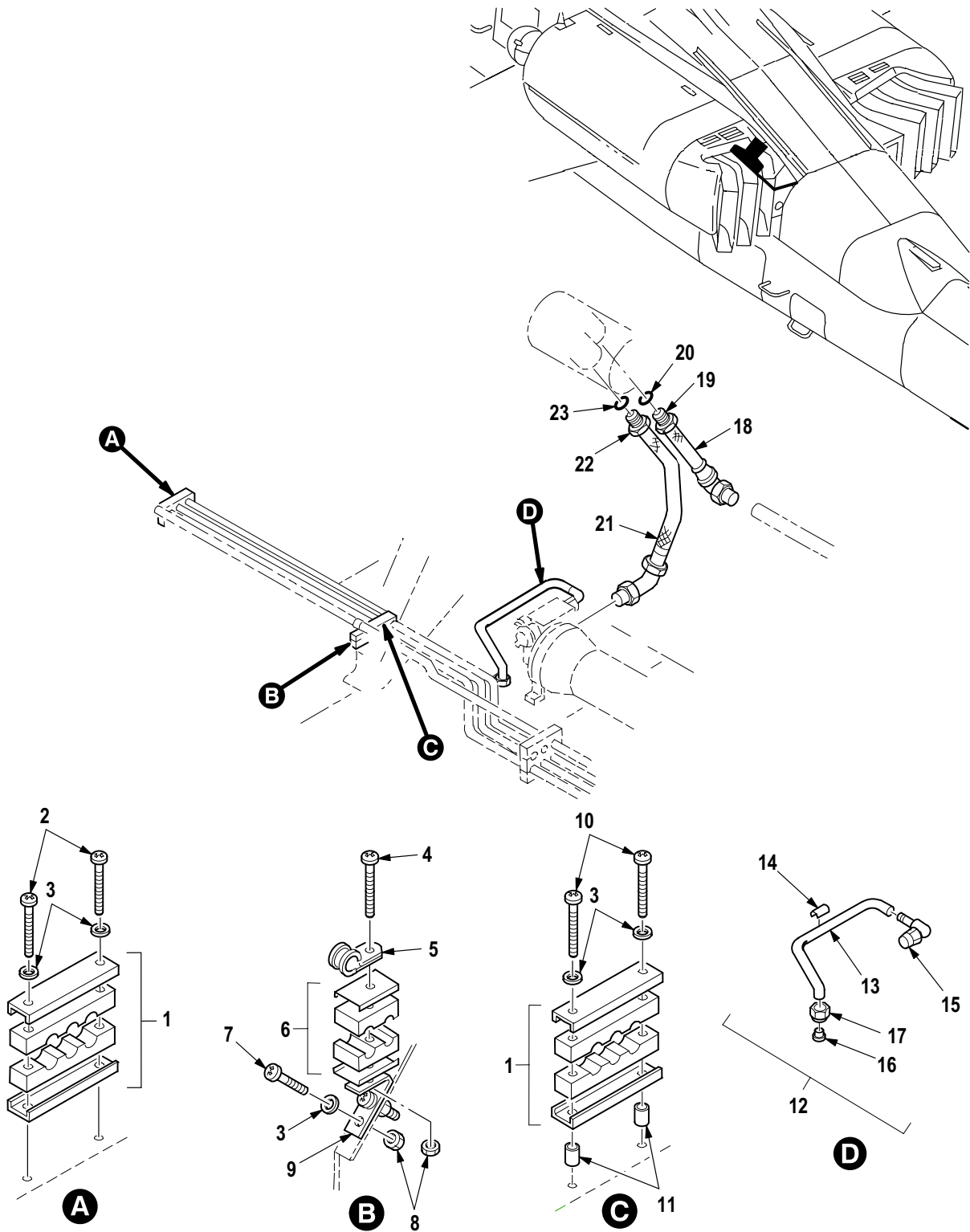
(1) ITEM NO.	(2) SMR CODE	(3) CAGE	(4) PART NUMBER	(5) DESCRIPTION AND USABLE ON CODE (UOC)	(6) QTY
				Group 07 Hydraulic/Pneumatic Systems Fig. 331 Hydraulic System Installation below WL 145 Forward of FS 230 (LH Side) (Part 1) 7-31 1800001	
1	PAOZZ	02731	HS4391-1	• Coupling Half, Self- .....	2
2	PAOZZ	02731	HS4501SS06NB	• Clamp, Loop .....	14
3	PAOZZ	80205	NAS1801-3-8	• Screw, Machine .....	12
4	PAOZZ	80205	NAS1801-3-28	• Screw, Machine .....	1
5	PAOZZ	80205	NAS1149D0316J	• Washer, Flat .....	6
6	PAOZZ	02731	7-21 1830044	• Clamp Block, Hydraul .....	5
7	PAOZZ	80205	NAS43DD3-32	• Spacer, Sleeve .....	1
8	PAOZZ	80205	NAS1801-3-24	• Screw, Machine .....	1
9	PAOZZ	80205	NAS1149D0363K	• Washer, Flat .....	2
10	PAOZZ	80205	NAS1801-3-22	• Screw, Machine .....	3
11	XDOZZ	80205	NAS1801-3-30	• Screw, Machine .....	2
12	PAOZZ	02731	7-31 1830070	• Clamp Block, Line, Su .....	2
13	PAOZZ	80205	MS21042-3	• Nut, Self-Locking, Ex .....	2
14	PAOZZ	02731	7-31 1830113	• Hose Assembly, Nonme .....	1
15	PAOZZ	02731	7-31 1830111-3	• Hose Assembly, Nonme .....	1
16	PAOZZ	8V613	HS4556-4	• Coupling Assembly, Q .....	1
17	PAOZZ	02731	HS4575-6	• Coupling Half, Quick .....	1
18	PAOZZ	88044	AN924-4J	• Nut, Plain, Hexagon .....	1
19	PAOZZ	80205	NAS1149D0716J	• Washer, Flat .....	1
20	PAOZZ	8V613	HS4555-4	• Nipple, Quick-Discon .....	1
21	PAOZZ	88044	AN924-6D	• Nut, Plain, Hexagon (Return) .....	3
22	PAOZZ	80205	NAS1149D0916J	• Washer, Flat .....	5
23	PAOZZ	8V613	HS4574-6	• Coupling Half, Quick .....	3
24	PAOZZ	81352	AN924-6J	• Nut, Plain, Hexagon .....	2
25	PAOZZ	8V613	HS4555-6	• Nipple, Quick-Discon .....	2
26	PAOZZ	96906	MS24423-6	• Valve, Check .....	1
END OF FIGURE					



M09-544D

Figure 332. Group 07 Hydraulic System Installation (FS 230 to FS 370) (LH Side)  
7-31 1800001

(1) ITEM NO.	(2) SMR CODE	(3) CAGE	(4) PART NUMBER	(5) DESCRIPTION AND USABLE ON CODE (UOC)	(6) QTY
				Group 07 Hydraulic/Pneumatic Systems Fig. 332 Hydraulic System Installation (FS 230 to FS 370) (LH Side) 7-31 1800001	
1	PAOZZ	80205	NAS1801-3-20	• Screw, Machine .....	13
2	PAOZZ	80205	NAS1149D0316J	• Washer, Flat .....	16
3	PAOZZ	02731	7-31 1830073-3	• Clamp Block, Line, Hy .....	2
4	PAOZZ	02731	7-21 1830051	• Clamp Block, Hydraul .....	12
5	PAOZZ	80205	NAS1801-3-23	• Screw, Cap, Hexagon H .....	3
6	PAOZZ	80205	NAS1149D0363J	• Washer, Flat .....	6
7	MFOFF	02731	7-31 1830225	• Tube Assy, Pri Sys .....	1
8	XDOZZ	02731	HS4367-2	•• Plate, Identificatio .....	1
9	MFOFF	02731	7-31 1830226	•• Tube Assy, Pri Sys .....	1
10	PAOZZ	02731	HS4517-4	••• Union, Tube .....	1
11	PAOZZ	02731	HS4519-4	••• Elbow, Tube .....	1
12	XDOZZ	02731	HS4367-2	••• Plate, Identificatio .....	1
13	MFOZZ	02731	7-31 1830226-3	••• Tube .....	1
14	MFOFF	02731	7-31 1830227	•• Tube Assy, Pri Sys .....	1
15	PAOZZ	02731	HS4515-4	••• Nut, Plain, Hexagon .....	1
16	PAOZZ	02731	HS4516-4	••• Sleeve, Clinch, Tube .....	1
17	XDOZZ	02731	HS4367-2	••• Plate, Identificatio .....	1
18	MFOZZ	02731	7-31 1830227-3	••• Tube .....	1
19	MFOFF	02731	7-31 1830228-7	• Tube Assy, Pri Sys .....	1
20	XDOZZ	02731	HS4367-2	•• Plate, Identificatio .....	1
21	MFOFF	02731	7-31 1830229-7	•• Tube Assy, Pri Sys .....	1
22	PAOZZ	02731	HS4519-6D	••• Elbow, Tube .....	1
23	XDOZZ	02731	HS4367-2	••• Plate, Identificatio .....	1
24	MFOZZ	02731	7-31 1830229-5	••• Tube .....	1
25	MFOFF	02731	7-31 1830230-5	•• Tube Assy, Pri Sys .....	1
26	XDOZZ	02731	HS4517-6D	••• Coupling, Tube .....	1
27	XDOZZ	02731	HS4367-2	••• Plate, Identificatio .....	1
28	MFOZZ	02731	7-31 1830230-7	••• Tube .....	1
29	MFOFF	02731	7-31 1830231	•• Tube Assy, Pri Sys .....	1
30	PAOZZ	02731	HS4515-6D	••• Nut, Plain, Hexagon .....	1
31	PAOZZ	02731	HS4516-6D	••• Coupling Body, Tube .....	1
32	MFOZZ	02731	7-31 1830231-3	••• Tube .....	1
33	MFOFF	02731	7-31 1830232	•• Tube Assy, Pri Sys .....	1
34	PAOZZ	02731	HS4519-6D	••• Elbow, Tube .....	1
35	PAOZZ	02731	HS4524-6D	••• Tee, Tube .....	1
36	MFOZZ	02731	7-31 1830232-3	••• Tube .....	1
END OF FIGURE					

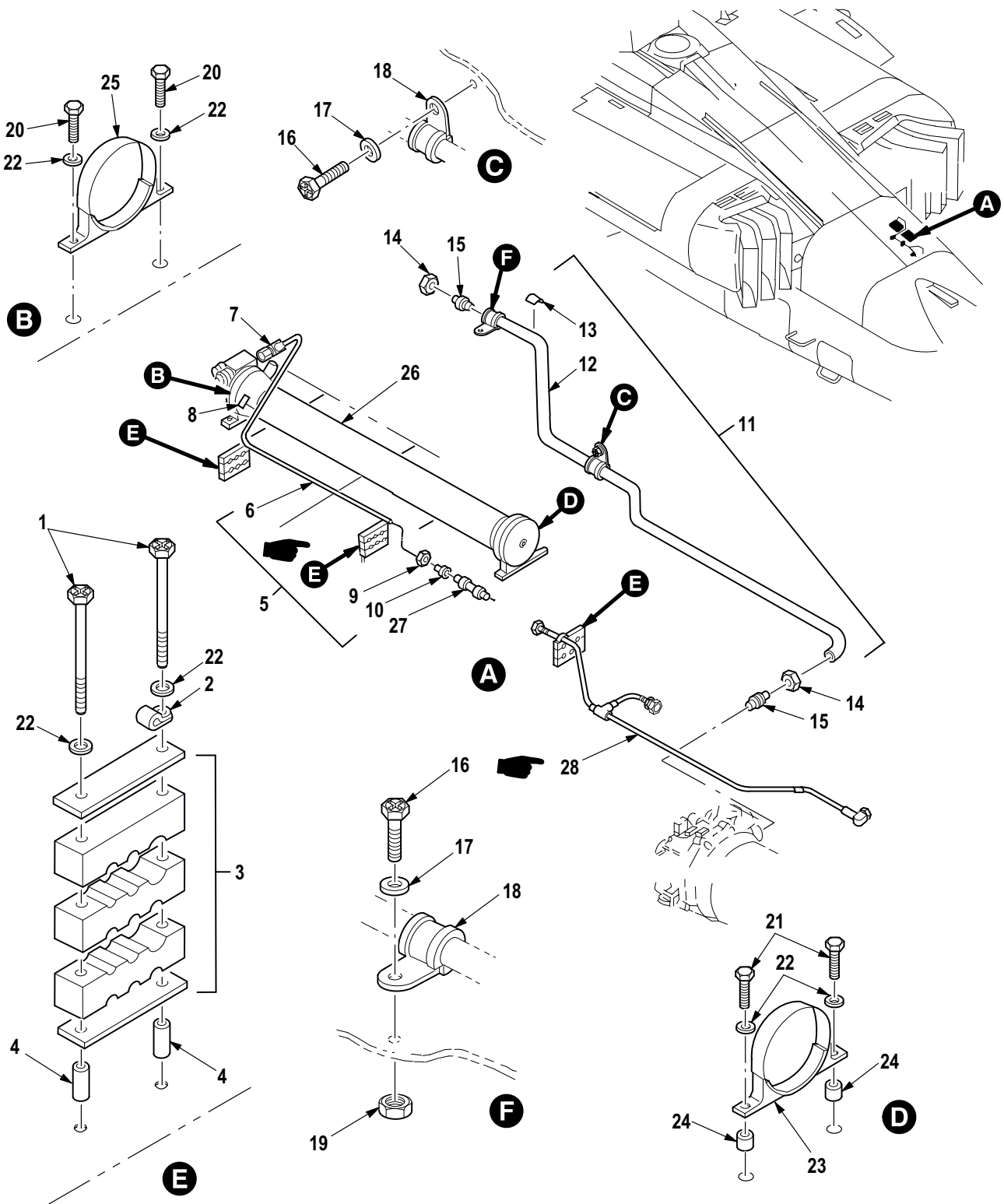


M09-082D

Figure 333. Group 07 Hydraulic System Installation (FS 230 to FS 255) (RH Side)  
7-311800001



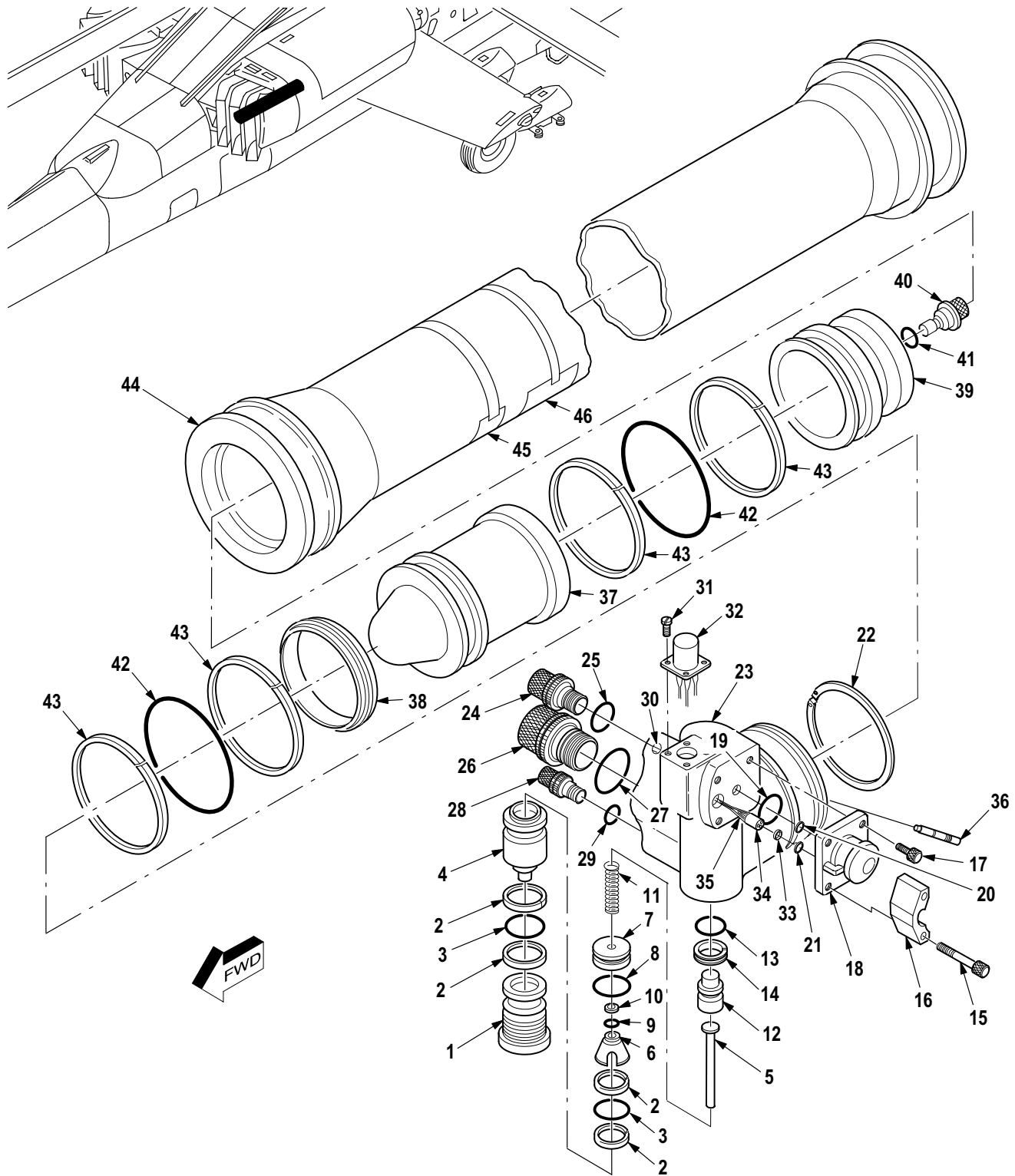
(1) ITEM NO.	(2) SMR CODE	(3) CAGE	(4) PART NUMBER	(5) DESCRIPTION AND USABLE ON CODE (UOC)	(6) QTY
				Group 07 Hydraulic/Pneumatic Systems Fig. 333 Hydraulic System Installation (FS 230 to FS 255) (RH Side) 7-31 1800001	
1	PAOZZ	02731	7-21 1830054	• Clamp, Block .....	2
2	PAOZZ	80205	NAS1801-3-22	• Screw, Machine .....	2
3	PAOZZ	80205	NAS1149D0316J	• Washer, Flat .....	6
4	PAOZZ	80205	NAS1801-3-20	• Screw, Machine .....	1
5	PAOZZ	02731	HS4501-SS10NB	• Clamp, Loop .....	1
6	PAOZZ	02731	7-21 1830051	• Clamp Block, Hydraul .....	1
7	PAOZZ	80205	NAS1801-3-8	• Screw, Machine .....	2
8	PAOZZ	80205	MS21042-3	• Nut, Self-Locking, Ex .....	3
9	PAOZZ	02731	7-21 1830045	• Bracket, Angle .....	1
10	PAOZZ	80205	NAS1801-3-32	• Screw, Machine .....	2
11	PAOZZ	80205	NAS43DD3-32	• Spacer, Sleeve .....	2
12	MFOFF	02731	7-31 1830345-5	• Tube Assy, Metal .....	1
13	MFFZZ	02731	7-31 1830345-7	•• Tube .....	1
14	XDOZZ	02731	HS4367-2	•• Plate, Identificatio .....	1
15	PAOZZ	02731	HS4519-6D	•• Elbow, Tube .....	1
16	PAOZZ	02731	HS4516-6D	•• Coupling Body, Tube .....	1
17	PAOZZ	02731	HS4515-6D	•• Nut, Plain, Hexagon .....	1
18	PAOZZ	02731	7-21 1830137	• Hose Assembly, Nonme .....	1
19	PAOZZ	96906	MS21902J12	• Nipple, Boss .....	1
20	PAOZZ	81349	M83248/1-912	• Packing, Preformed .....	1
21	PAOZZ	02731	7-21 1830139	• Hose Assembly, Nonme .....	1
22	PAOZZ	96906	MS21902D16	• Nipple, Boss .....	1
23	PAOZZ	81349	M83248/1-916	• O-Ring .....	1
END OF FIGURE					



M09-080K

Figure 334. Group 07 Hydraulic System Installation (FS 255 to FS 290) (RH Side)  
7-31180001

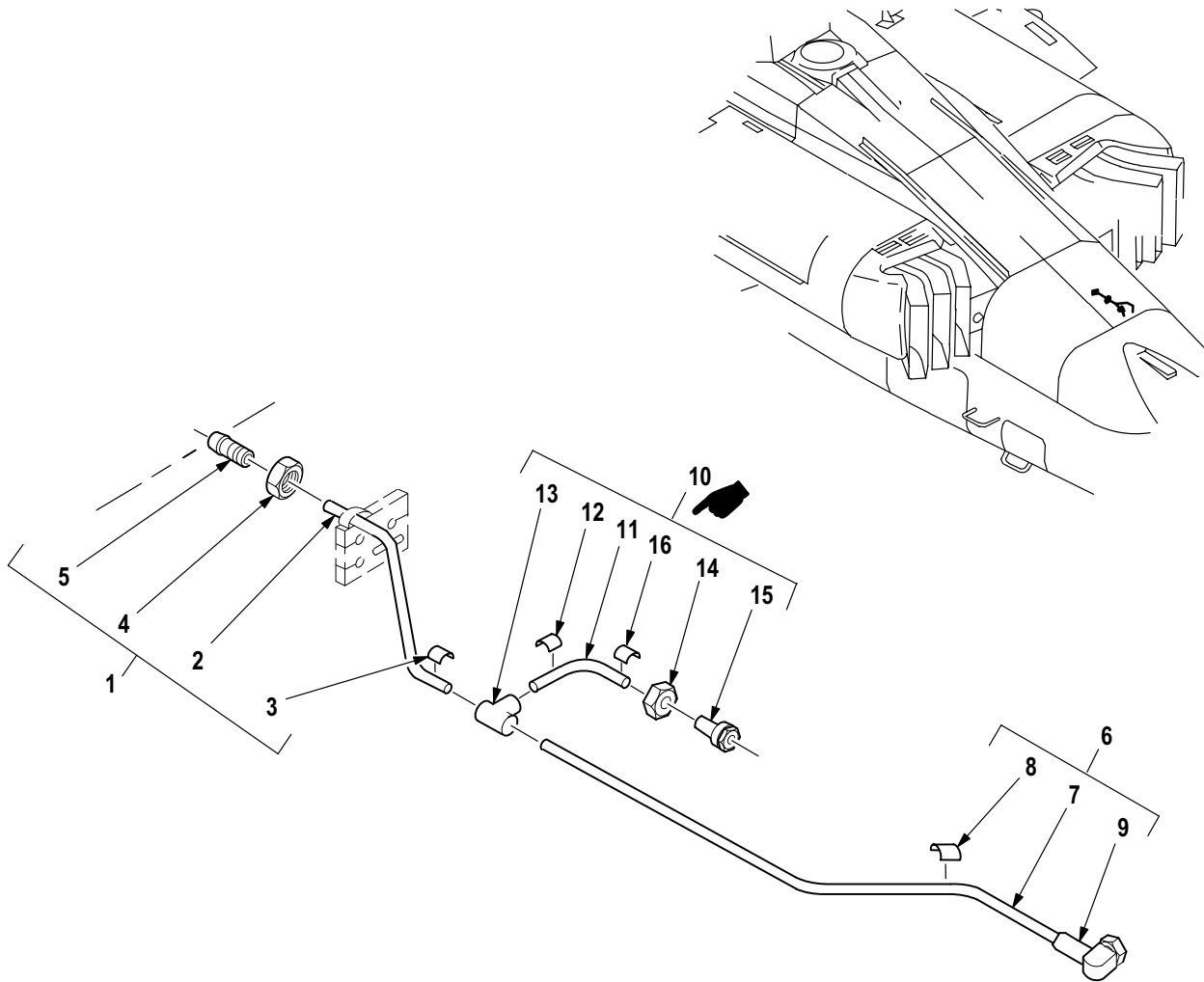
(1) ITEM NO.	(2) SMR CODE	(3) CAGE	(4) PART NUMBER	(5) DESCRIPTION AND USABLE ON CODE (UOC)	(6) QTY
				Group 07 Hydraulic/Pneumatic Systems Fig. 334 Hydraulic System Installation (FS 255 to FS 290) (RH Side) 7-31 1800001	
1	PAOZZ	80205	NAS1801-3-52	• Screw, Machine .....	6
2	PAOZZ	02731	HS4501SS04NB	• Clamp, Loop .....	3
3	PAOZZ	02731	7-21 1830056	• Clamp Block, Line, Hy .....	2
4	PAOZZ	80205	NAS43DD3-48	• Spacer, Sleeve .....	6
5	MFOFF	02731	7-31 1830350	• Tube Assy, Metal .....	1
6	MFFZZ	02731	7-31 1830350-3	•• Tube .....	1
7	PAOZZ	02731	HS4519-4	•• Elbow, Tube .....	1
8	XDOZZ	02731	HS4367-2	•• Plate, Identificatio .....	1
9	PAOZZ	02731	HS4515-4	•• Nut, Plain, Hexagon .....	1
10	PAOZZ	02731	HS4516-4	•• Sleeve, Clinch, Tube .....	1
11	MFOFF	02731	7-31 1830400-5	• Tube Assy, Metal .....	1
12	MFFZZ	02731	7-31 1830400-7	•• Tube, Metallic .....	1
13	XDOZZ	02731	HS4367-5	•• Plate, Identificatio .....	1
14	PAOZZ	96906	MS21921-16D	•• Nut, Tube Coupling .....	2
15	PAOZZ	96906	MS21922-16	•• Sleeve, Clinch, Tube .....	2
16	PAOZZ	80205	NAS1801-3-8	• Screw, Machine .....	2
17	PAOZZ	80205	NAS1149D0363K	• Washer, Flat .....	1
18	PAOZZ	02731	HS4501SS16NB	• Clamp, Loop .....	2
19	PAOZZ	80205	MS21042-3	• Nut, Self-Locking, Ex .....	1
20	PAOZZ	80205	NAS6603-3	• Bolt, Shear .....	2
21	PAOZZ	80205	NAS6603-7	• Bolt, Shear .....	2
22	PAOZZ	80205	NAS1149D0316J	• Washer, Flat .....	8
23	PAOZZ	8V613	HS4787H1-56A	• Strap, Retaining .....	1
24	PAOZZ	80205	NAS43DD3-16	• Spacer, Sleeve .....	2
25	PAOZZ	02731	HS4787H1-64A	• Strap, Retaining .....	1
26	PAOFF	02731	7-21 1810014-3	• Accumulator, Hydraul (See Fig. 335 for Breakdown) .....	1
27	PAOZZ	02731	7-21 1820020	• Valve, Check .....	1
28	MFOFF	02731	7-31 1830346	• Tube Assy Metal (See Fig. 336 for Breakdown) .....	1
END OF FIGURE					



M09-551E

Figure 335. Group 07 Accumulator, Hydraulic  
7-21 1810014-3

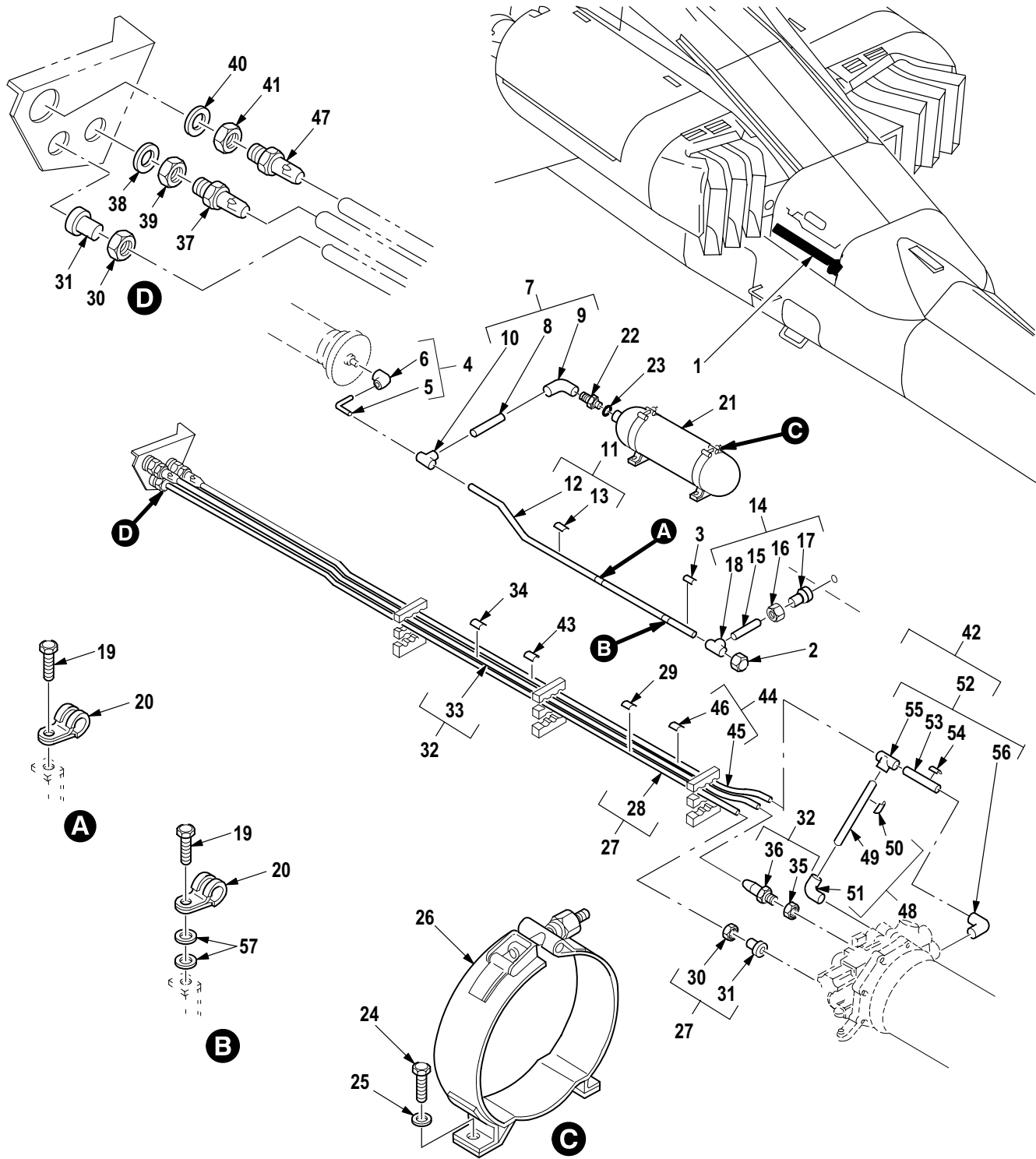
(1) ITEM NO.	(2) SMR CODE	(3) CAGE	(4) PART NUMBER	(5) DESCRIPTION AND USABLE ON CODE (UOC)	(6) QTY
				Group 07 Hydraulic/Pneumatic Systems Fig. 335 Accumulator, Hydraulic 7-21 1810014-3 See Fig. 334 for NHA	
1	PAFZZ	82106	236029-1	• Plug, Machine Thread .....	1
2	PAFZZ	82106	BDS3115-1 15C	• Retainer, Packing .....	4
3	PAFZZ	96906	MS28775-1 15	• O-Ring .....	2
4	PAFZZ	82106	92980-5001	• Valve Assy, Check .....	1
5	PAFZZ	82106	236019-1	• Plunger, Detent .....	1
6	PAFZZ	82106	236006-1	• Guide, Accumulator .....	1
7	PAFZZ	82106	236007-1	• Gland, Utility Accum .....	1
8	PAFZZ	81349	M83461/1-017	• Packing, Preformed .....	1
9	PAFZZ	96906	MS28775-008	• O-Ring .....	1
10	PAFZZ	82106	BDS3131-008B12	• Seal, Channel, Accumu .....	1
11	PAFZZ	82106	236008-1	• Spring, Helical, Comp .....	1
12	PAFZZ	82106	236018-1	• Piston, Accumulator .....	1
13	PAFZZ	96906	MS28775-1 11	• O-Ring .....	1
14	PAFZZ	82106	BDS3141-1 11-B12	• Seal, Channel, Accumu .....	1
15	PAOZZ	80205	NAS1351-3LE20P	• Screw, Cap, Socket He .....	2
16	PAOZZ	82106	241413-1	• Guard, Coil .....	1
17	PAOZZ	80205	NAS1351-3LE8P	• Screw, Cap, Socket He .....	2
18	PAOZZ	82106	300500-1003	• Valve, Solenoid .....	1
19	PAOZZ	02697	5-180L1 120-70	• Packing, Preformed .....	1
20	PAOZZ	02697	5-125N702-90	• O-Ring .....	1
21	PAOZZ	02697	5-181N756-75	• O-Ring .....	1
22	PAFZZ	82106	236028-1	• Retainer, Hydraulic .....	1
23	PAFFF	82106	266017-5	• Manifold, Utility AC .....	1
24	PAOZZ	02731	HS4751-6	• Adapter, Straight, Tu .....	1
25	PAOZZ	81349	M83461/1-012	• O-Ring .....	1
26	PAOZZ	8V613	HS4751-12	• Adapter, Straight, Tu .....	1
27	PAOZZ	96906	MS28775-1 16	• O-Ring .....	1
28	PAOZZ	02731	HS4751-4	• Adapter, Straight, Tu .....	1
29	PAOZZ	96906	MS28775-010	• O-Ring .....	1
30	PAFZZ	92555	JETA1875200H	• Restrictor Assembly .....	1
31	PAFZZ	96906	MS35275-213	• Screw, Machine .....	4
32	PAFZZ	81349	M83723/79H0803N	• Connector, Receptacl .....	1
33	PAFZZ	82106	241410-1	• Retainer, Hydraulic .....	1
34	PAFZZ	19133	113-858	• Insert, Manifold, Hy .....	1
35	PAFZZ	19133	115-530	• Socket, Manifold Ass .....	4
36	PAFZZ	92555	PRTX0310000A	• Valve, Relief, Pressu .....	1
37	PAFZZ	82106	266014-1	• Piston, Accumulator .....	1
38	PAFZZ	5F573	7332MS160T	• Ring, Gt .....	1
39	PAOOO	82106	266016-101	• End Cap, Utility Acc .....	1
40	PAOZZ	02731	HS4751-4	• Adapter, Straight, Tu .....	1
41	PAOZZ	96906	MS28775-010	• O-Ring .....	1
42	PAFZZ	96906	MS28775-145	• O-Ring .....	2
43	PAFZZ	82106	BDS3115-145D	• Ring, Backup, Accumul .....	4
44	PAFZZ	82106	266015-1	• Barrel Assy, Accumul .....	1
45	XDOZZ	82106	266002-1	• Nameplate .....	1
46	XDOZZ	82106	266003-1	• Nameplate-W arning .....	1
END OF FIGURE					



M09-1263A

Figure 336. Group 07 Tube Assembly, Metal  
7-31 1830346

(1) ITEM NO.	(2) SMR CODE	(3) CAGE	(4) PART NUMBER	(5) DESCRIPTION AND USABLE ON CODE (UOC)	(6) QTY
				Group 07 Hydraulic/Pneumatic Systems Fig. 336 Tube Assembly, Metal 7-31 1830346 See Fig. 334 for NHA	
1	XCOOO	02731	7-31 1830347	• Tube Assy, Metal .....	1
2	MOOZZ	02731	7-31 1830347-3	•• Tube .....	1
3	XDOZZ	02731	HS4367-2	•• Plate, Identificatio .....	1
4	PAOZZ	02731	HS4515-4	•• Nut, Plain, Hexagon .....	1
5	PAOZZ	02731	HS4516-4	•• Sleeve, Clinch, Tube .....	1
6	XCOOO	02731	7-31 1830348	• Tube Assy, Metal .....	1
7	MOOZZ	02731	7-31 1830348-3	•• Tube .....	1
8	XDOZZ	02731	HS4367-2	•• Plate, Identificatio .....	1
9	PAOZZ	02731	HS4519-4	•• Elbow, Tube .....	1
10	XCOOO	02731	7-31 1830349	• Tube Assy, Metal .....	1
11	MOOZZ	02731	7-31 1830349-3	•• Tube .....	1
12	XDOZZ	02731	HS4367-2	•• Plate, Identificatio .....	1
13	PAOZZ	02731	HS4524-4	•• Tee, Tube .....	1
14	PAOZZ	02731	HS4515-4	•• Nut, Plain, Hexagon .....	1
15	PAOZZ	02731	HS4516-4	•• Sleeve, Clinch, Tube .....	1
16	XDOZZ	02731	HS4367-2	• Plate, Identificatio .....	1
END OF FIGURE					



M09-081E

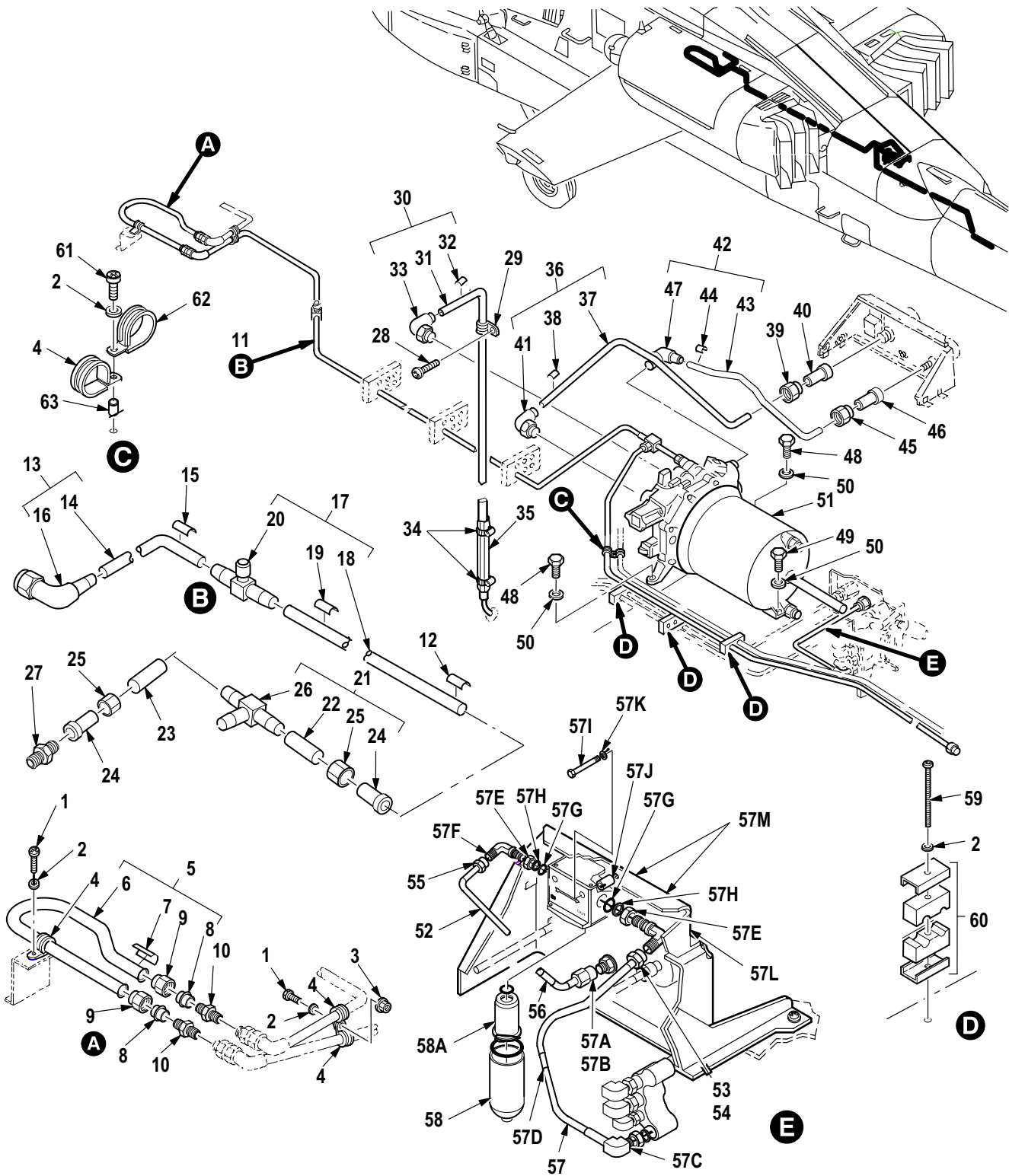
Figure 337. Group 07 Hydraulic System Installation (FS 290 to FS 310) (RH Side)  
7-31 1800001



(1) ITEM NO.	(2) SMR CODE	(3) CAGE	(4) PART NUMBER	(5) DESCRIPTION AND USABLE ON CODE (UOC)	(6) QTY
				Group 07 Hydraulic/Pneumatic Systems Fig. 337 Hydraulic System Installation (FS 290 to FS 310) (RH Side) 7-31 1800001	
1	XCOOO	02731	7-31 1830351-3	• Tube Assy, Metal .....	1
2	PAOZZ	96906	MS21914-4	•• Cap, Tube .....	1
3	XDOZZ	02731	HS4367-2	•• Plate, Identificatio .....	1
4	MFOFF	02731	7-31 1830354	•• Tube Assy, Metal .....	1
5	MFFZZ	02731	7-31 1830354-3	••• Tube .....	1
6	PAOZZ	02731	HS4519-4	••• Elbow, Tube .....	1
7	MFOFF	02731	7-31 1830353	•• Tube Assy, Metal .....	1
8	MFFZZ	02731	7-31 1830353-3	••• Tube .....	1
9	PAOZZ	02731	HS4519-4	••• Elbow, Tube .....	1
10	PAOZZ	02731	HS4524-4	••• Tee, Tube .....	1
11	MFOFF	02731	7-31 1830352-7	•• Tube Assy, Metal .....	1
12	MFFZZ	02731	7-31 1830352-5	••• Tube .....	1
13	XDOZZ	02731	HS4367-2	••• Plate, Identificatio .....	1
14	MFOFF	02731	7-31 1830403-7	•• Tube Assy, Metal .....	1
15	MFFZZ	02731	7-31 1830403-5	••• Tube .....	1
16	PAOZZ	02731	HS4515-4	••• Nut, Plain, Hexagon .....	1
17	PAOZZ	02731	HS4516-4	••• Sleeve, Clinch, Tube .....	1
18	PAOZZ	02731	HS5278-0004	••• Tee, Tube .....	1
19	PAOZZ	80205	NAS1801-3-8	• Screw, Machine .....	2
20	PAOZZ	02731	HS4501SS04NB	• Clamp, Loop .....	2
21	PAOZZ	02731	7-31 1810015	• Accumulator, Pneumat .....	1
22	PAOZZ	96906	MS21916J5-4	• Reducer, Boss .....	1
23	PAOZZ	81349	M83248/1-905	• O-Ring .....	1
24	PAOZZ	80205	NAS6604-2	• Bolt, Shear .....	4
25	PAOZZ	80205	NAS1149D0416J	• Washer, Flat .....	4
26	PAOZZ	02731	HS5310-0001	• Clamp, Loop .....	2
27	MFOFF	02731	7-31 1830357	• Tube Assy, Metal .....	1
28	MFFZZ	02731	7-31 1830357-3	•• Tube .....	1
29	XDOZZ	02731	HS4367-2	•• Plate, Identificatio .....	1
30	PAOZZ	02731	HS4515-4	•• Nut, Plain, Hexagon .....	2
31	PAOZZ	02731	HS4516-4	•• Sleeve, Clinch, Tube .....	2
32	MFOFF	02731	7-31 1830307	• Tube Assy, Metal .....	1
33	MFOZZ	02731	7-31 1830307-3	•• Tube .....	1
34	XDOZZ	02731	HS4367-2	•• Plate, Identificatio .....	1
35	PAOZZ	02731	HS4515-6	•• Nut, Plain, Hexagon .....	1
36	PAOZZ	02731	HS4516-6	•• Sleeve, Clinch, Tube .....	1
37	PAOZZ	8V613	HS4520-6	•• Coupling, Tube .....	1
38	PAOZZ	80205	NAS1149D0916J	• Washer, Flat .....	1
39	PAOZZ	81352	AN924-6J	• Nut, Plain, Hexagon .....	1
40	PAOZZ	80205	NAS1149D1416J	• Washer, Flat .....	1
41	PAOZZ	88044	AN924-10D	• Nut, Plain, Hexagon .....	1
42	MFOFF	02731	7-31 1830302	• Tube Assy, Metal .....	1
43	XDOZZ	02731	HS4367-2	•• Plate, Identificatio .....	1
44	MFOFF	02731	7-31 1830303	•• Tube Assy, Metal .....	1
45	MFOZZ	02731	7-31 1830303-3	••• Tube .....	1
46	XDOZZ	02731	HS4367-2	••• Plate, Identificatio .....	1
47	PAOZZ	02731	HS4520-10D	••• Coupling, Tube .....	1
48	MFOFF	02731	7-31 1830305	•• Tube Assy, Metal .....	1

(1) ITEM NO.	(2) SMR CODE	(3) CAGE	(4) PART NUMBER	(5) DESCRIPTION AND USABLE ON CODE (UOC)	(6) QTY
49	MFOZZ	02731	7-31 1830305-3	... Tube .....	1
50	XDOZZ	02731	HS4367-2	... Plate, Identificatio .....	1
51	PAOZZ	02731	HS4519-6D	... Elbow, Tube .....	1
52	MFOFF	02731	7-31 1830304	.. Tube Assy, Metal .....	1
53	MFOZZ	02731	7-31 1830304-3	... Tube .....	1
54	XDOZZ	02731	HS4367-2	... Plate, Identificatio .....	1
55	PAOZZ	02731	HS4525-101006D	... Tee, Tube .....	1
56	PAOZZ	8V613	HS4519-10D	... Elbow, Tube .....	1
57	PAOZZ	80205	NAS1149D0363J	· Washer, Flat .....	23
END OF FIGURE					





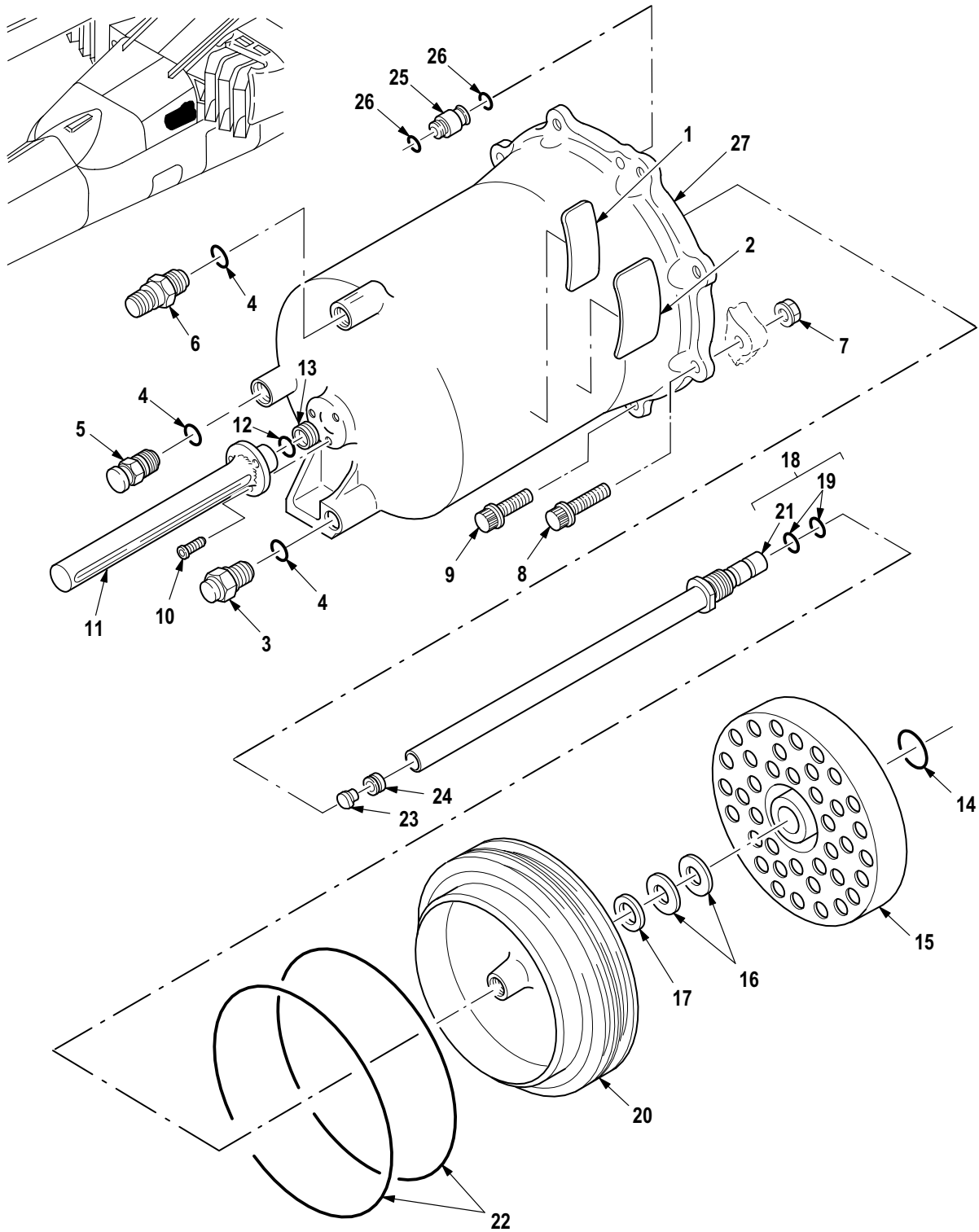
M09-086N

Figure 338. Group 07 Hydraulic System Installation (FS 310 to FS 340) (RH Side)  
7-31180001

(1) ITEM NO.	(2) SMR CODE	(3) CAGE	(4) PART NUMBER	(5) DESCRIPTION AND USABLE ON CODE (UOC)	(6) QTY
				Group 07 Hydraulic/Pneumatic Systems Fig. 338 Hydraulic System Installation (FS 310 to FS 340) (RH Side) 7-31 1800001	
1	PAOZZ	80205	NAS603-8	• Screw, Machine .....	2
2	PAOZZ	80205	NAS1149D0316J	• Washer, Flat .....	6
3	PAOZZ	80205	MS21042-3	• Nut, Self-Locking, Ex .....	1
4	PAOZZ	02731	HS4501SS06NB	• Clamp, Loop .....	4
5	MFFFF	02731	7-31 1830419	• Tube Assembly Metal .....	1
6	MFFZZ	02731	7-31 1830419-3	•• Tube .....	1
7	XDOZZ	02731	HS4367-2	•• Plate, Identificatio .....	1
8	PAFZZ	96906	MS21922-6	•• Sleeve, Clinch, Tube .....	2
9	PAFZZ	96906	MS21921-6D	•• Nut, Tube Coupling .....	2
10	PAOZZ	96906	MS21902D6	• Nipple, Boss .....	2
11	MFOFF	02731	7-31 1830340-3	• Tube Assy, Metal .....	1
12	XDOZZ	02731	HS4367-2	•• Plate, Identificatio .....	1
13	MFFFF	02731	7-31 1830341-5	•• Tube Assy, Metal .....	1
14	MFFZZ	02731	7-31 1830341-7	••• Tube .....	1
15	XDOZZ	02731	HS4367-2	••• Plate, Identificatio .....	1
16	PAOZZ	02731	HS4519-6D	••• Elbow, Tube .....	1
17	MFOFF	02731	7-31 1830342-5	•• Tube Assy, Metal .....	1
18	MFFZZ	02731	7-31 1830342-7	••• Tube .....	1
19	XDOZZ	02731	HS4367-2	••• Plate, Identificatio .....	1
20	PAOZZ	02731	HS5048D0006	••• Tee, Tube .....	1
21	MFFFF	02731	7-31 1830344	•• Tube Assy, Metal .....	1
22	MFFZZ	02731	7-31 1830344-3	••• Tube .....	1
23	MFFZZ	02731	7-31 1830344-5	••• Tube .....	1
24	PAOZZ	02731	HS4516-6D	••• Coupling Body, Tube .....	2
25	PAOZZ	02731	HS4515-6D	••• Nut, Plain, Hexagon .....	2
26	PAOZZ	02731	HS4524-6D	••• Tee, Tube .....	1
27	PAOZZ	96906	MS24423-6	• Valve, Check .....	1
28	PAOZZ	80205	NAS1801-3-8	• Screw, Machine .....	1
29	PAOZZ	02731	HS4501SS08NB	• Clamp, Loop .....	1
30	MFOFF	02731	7-31 1830321	• Tube Assy, Metal .....	1
31	MFFZZ	02731	7-31 1830321-3	•• Tube .....	1
32	XDOZZ	02731	HS4367-2	•• Plate, Identificatio .....	1
33	PAOZZ	02731	HS4519-8D	•• Elbow, Tube to Boss .....	1
34	PAOZZ	80205	NAS1922-0075-1	• Clamp, Hose .....	2
35	MOOZZ	02731	HS4546-3-0074	• Tubing, Flexible, Pla .....	1
36	MFOFF	02731	7-31 1830356	• Tube Assy, Metal .....	1
37	MFFZZ	02731	7-31 1830356-3	•• Tube .....	1
38	XDOZZ	02731	HS4367-2	•• Plate, Identificatio .....	1
39	PAOZZ	02731	HS4515-6D	•• Nut, Plain, Hexagon .....	1
40	PAOZZ	02731	HS4516-6D	•• Coupling Body, Tube .....	1
41	PAOZZ	02731	HS4519-6D	•• Elbow, Tube .....	1
42	MFOFF	02731	7-31 1830355	• Tube Assy, Metal .....	1
43	MFFZZ	02731	7-31 1830355-3	•• Tube .....	1
44	XDOZZ	02731	HS4367-2	•• Plate, Identificatio .....	1
45	PAOZZ	02731	HS4515-4	•• Nut, Plain, Hexagon .....	1
46	PAOZZ	02731	HS4516-4	•• Sleeve, Clinch, Tube .....	1
47	PAOZZ	02731	HS4519-4	•• Elbow, Tube .....	1
48	PAOZZ	80205	MS21250-06012	• Bolt, Shear .....	2

(1) ITEM NO.	(2) SMR CODE	(3) CAGE	(4) PART NUMBER	(5) DESCRIPTION AND USABLE ON CODE (UOC)	(6) QTY
49	PAOZZ	96906	MS21250-06006	• Bolt, Shear .....	1
50	PAOZZ	96906	MS20002C6	• Washer, Recessed .....	3
51	PAODD	02731	7-21 1810013-7	• Manifold, Hydraulic (See Figs. 339 thru 341 for Breakdown) .....	1
52	MFOFF	8V613	7-31 1830424-1	• Tube Assy .....	1
53	PAOZZ	02731	HS4515-4D	•• Nut, Plain, Hexagon .....	1
54	PAOZZ	02731	HS4516-4D	•• Sleeve, Clinch, Tube .....	1
55	PAOZZ	02731	HS4519-4D	•• Elbow, Tube .....	1
56	XDOZZ	02731	HS4367-4	•• Plate, Identificatio .....	1
57	MFOFF	8V613	7-31 1830425-1	• Tube Assy .....	1
57A	PAOZZ	02731	HS4515-4D	•• Nut, Plain, Hexagon .....	1
57B	PAOZZ	02731	HS4516-4D	•• Sleeve, Clinch, Tube .....	1
57C	PAOZZ	02731	HS5384D0604	•• Elbow, Tube .....	1
57D	XDOZZ	02731	HS4367-4	•• Plate, Identificatio .....	1
57E	PAOZZ	88044	AN6289D4	• Locknut, Tube Fittin .....	2
57F	PAOZZ	96906	MS21908D4	• Elbow, Tube .....	2
57G	PAOZZ	96906	MS28773-04	• Retainer, Packing .....	2
57H	PAOZZ	96906	MS28778-4	• O-Ring .....	2
57I	PAOZZ	80205	NAS6604DH24	• Bolt, Shear .....	2
57J	PAOZZ	80205	NAS43DD4-16	• Spacer, Sleeve .....	1
57K	PAOZZ	80205	NAS1149D0416J	• Washer, Flat .....	2
57L	PAOOO	02731	7-31 1830076-7	• Bracket, Mounting .....	1
57M	PAOZZ	96906	MS21075L4	•• Nut, Self-Locking, Pl .....	2
58	PAOOO	02731	7-31 1830077-1	• Filter, Assembly, Gse .....	1
58A	PAOZZ	81349	7507277	•• Filter Element, Flui .....	1
59	PAOZZ	80205	NAS1801-3-22	• Screw, Machine .....	3
60	PAOZZ	02731	7-21 1830051	• Clamp Block, Hydraul .....	3
61	PAOZZ	80205	NAS1801-3-12	• Screw, Machine .....	1
62	PAOZZ	02731	HS4501SS04NB	• Clamp, Loop .....	1
63	XDOZZ	80205	NAS43DD3-10	• Spacer, Sleeve .....	1
END OF FIGURE					



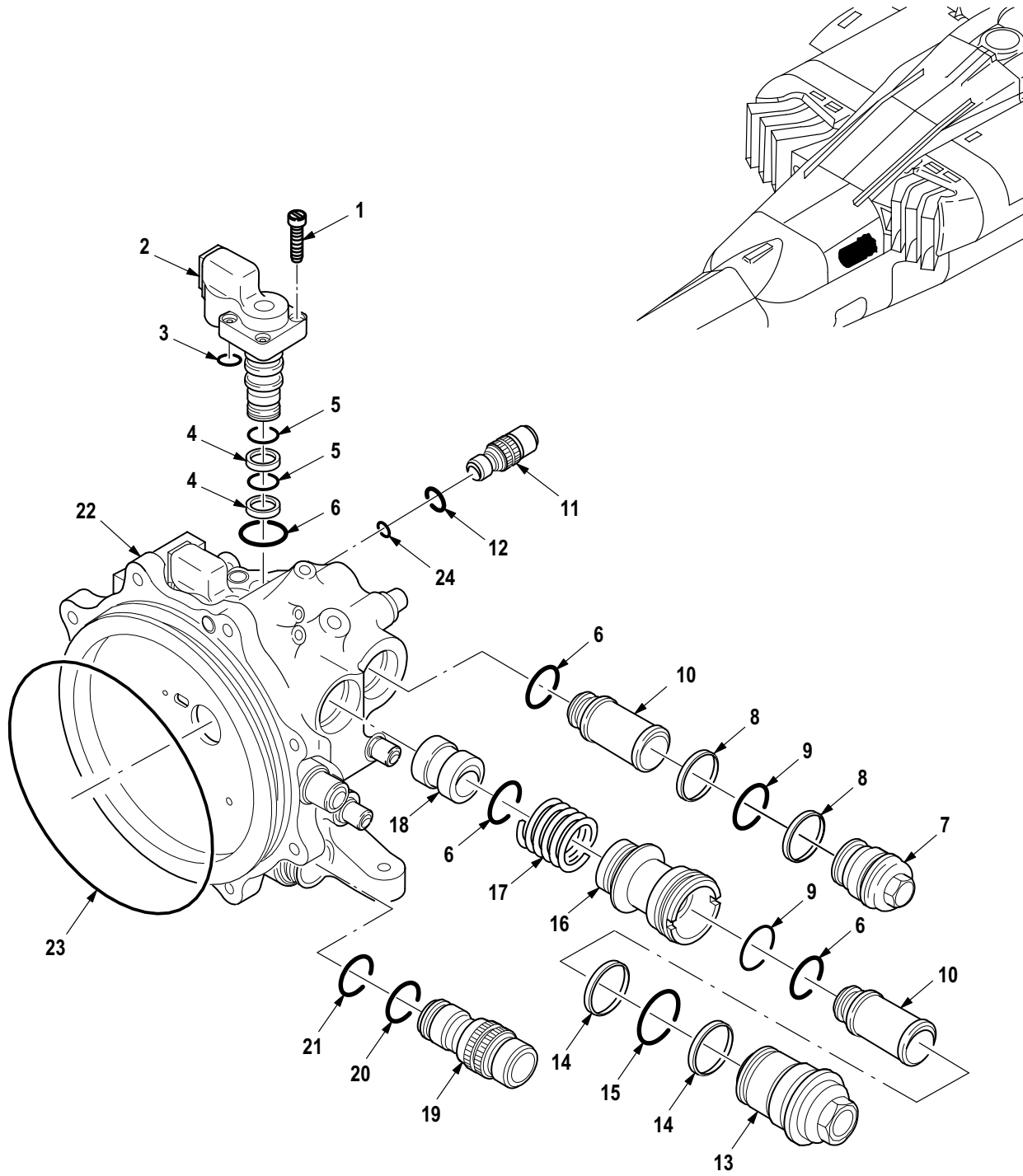


M09-926C

Figure 339. Group 07 Manifold, Hydraulic (Part 1)  
7-21 1810013-7



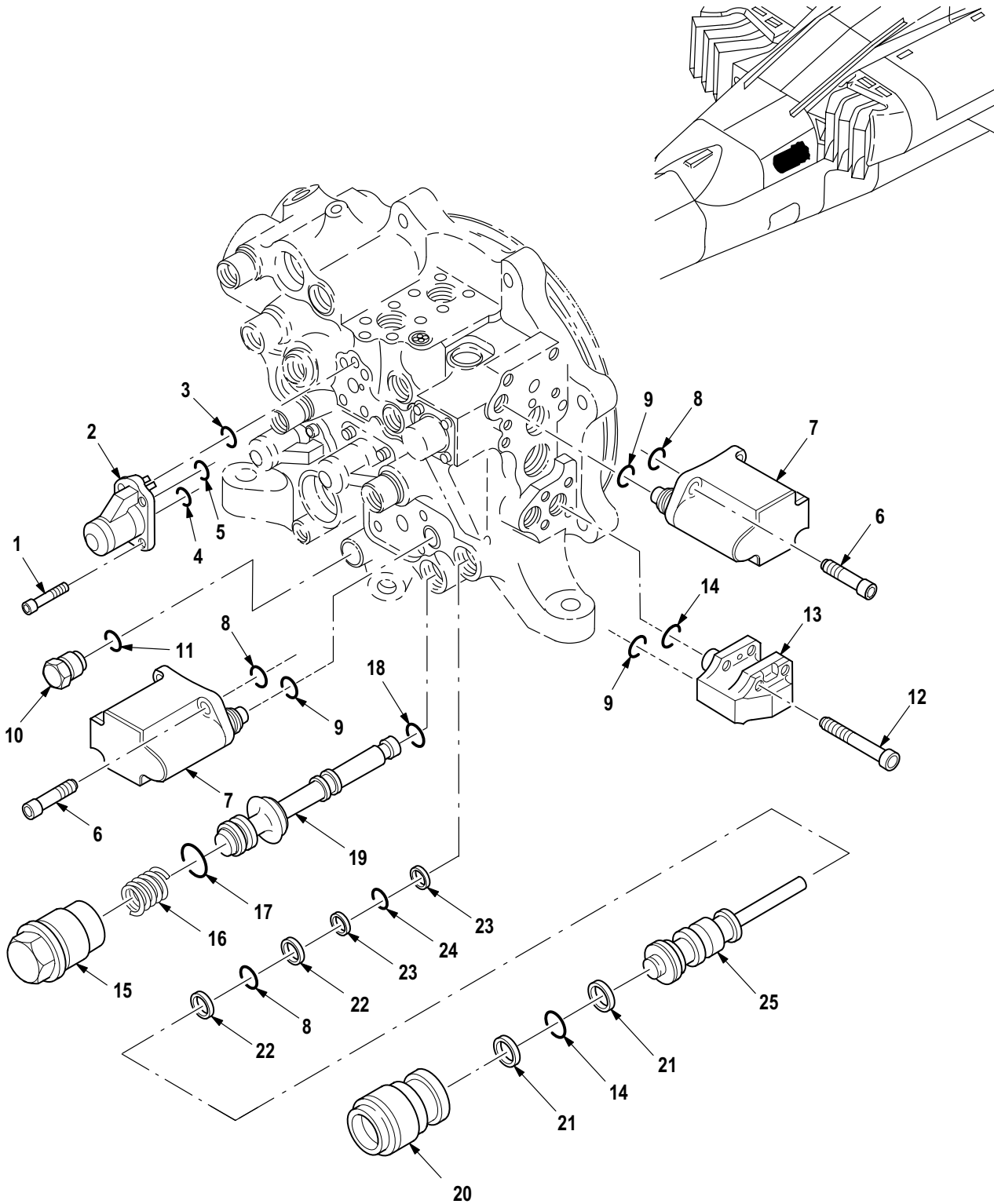
(1) ITEM NO.	(2) SMR CODE	(3) CAGE	(4) PART NUMBER	(5) DESCRIPTION AND USABLE ON CODE (UOC)	(6) QTY
				Group 07 Hydraulic/Pneumatic Systems Fig. 339 Manifold, Hydraulic (Part 1) 7-21 1810013-7 See Fig. 338 for NHA	
1	XDOZZ	82106	266001-21	• Nameplate .....	1
2	XDOZZ	82106	266001-57	• Nameplate .....	1
3	PAOZZ	91816	P12-228	• Valve, Manual Bleed .....	1
4	PAOZZ	96906	MS28778-4	• O-Ring .....	3
5	PAOZZ	91816	D559A4D-100	• Valve, Safety Relief .....	1
6	PAOZZ	91816	2677A4EE	• Valve, Check .....	1
7	PAFZZ	80205	MS21042L4	• Nut, Self-Locking, Ex .....	2
8	PAFZZ	96906	MS21134H04015	• Bolt, Shear .....	2
9	PAFZZ	96906	MS21250H04006	• Bolt, Shear .....	6
10	PAOZZ	80205	NAS1351-08H6P	• Screw, Cap, Socket He .....	3
11	PAOZZ	82106	266660-1	• Guard, Servo Cylinde .....	1
12	PAFZZ	96906	MS28775-1 12	• Packing, Preformed .....	1
13	PAFZZ	82106	BDS3132-1 12B12	• Seal, Channel, Manifo .....	1
14	PAFZZ	96906	MS28775-020	• Packing, Preformed .....	1
15	PAFZZ	82106	266629-1	• Strainer Element, Se .....	1
16	PAFZZ	92830	W1351-015	• Washer, Spring Tensi .....	2
17	PAFZZ	96906	MS16626-1 100	• Ring, Retaining .....	1
18	PAFFF	82106	266647-101	• Piston, Reservoir .....	1
19	PAFZZ	96906	MS28775-01 1	• • Packing, Preformed .....	2
20	XAFZZ	82106	266648-1	• • Piston Body, Rsvr .....	1
21	PAFZZ	82106	266649-1	• • Piston, Linear Actua .....	1
22	PAFZZ	5F573	7440MR160T	• O-Ring .....	2
23	PAFZZ	82106	215904-3	• Valve, Relief, Pressu .....	1
24	PAFZZ	82106	215903-1	• Retainer, Relief Val .....	1
25	PAFZZ	82106	266610-1	• Tube, Metallic .....	1
26	PAFZZ	96906	MS28775-008	• O-Ring .....	2
27	XDFZZ	82106	266641-3	• Housing, Util Rsvr .....	1
END OF FIGURE					



M09-927D

Figure 340. Group 07 Manifold, Hydraulic (Part 2)  
7-21 1810013-7

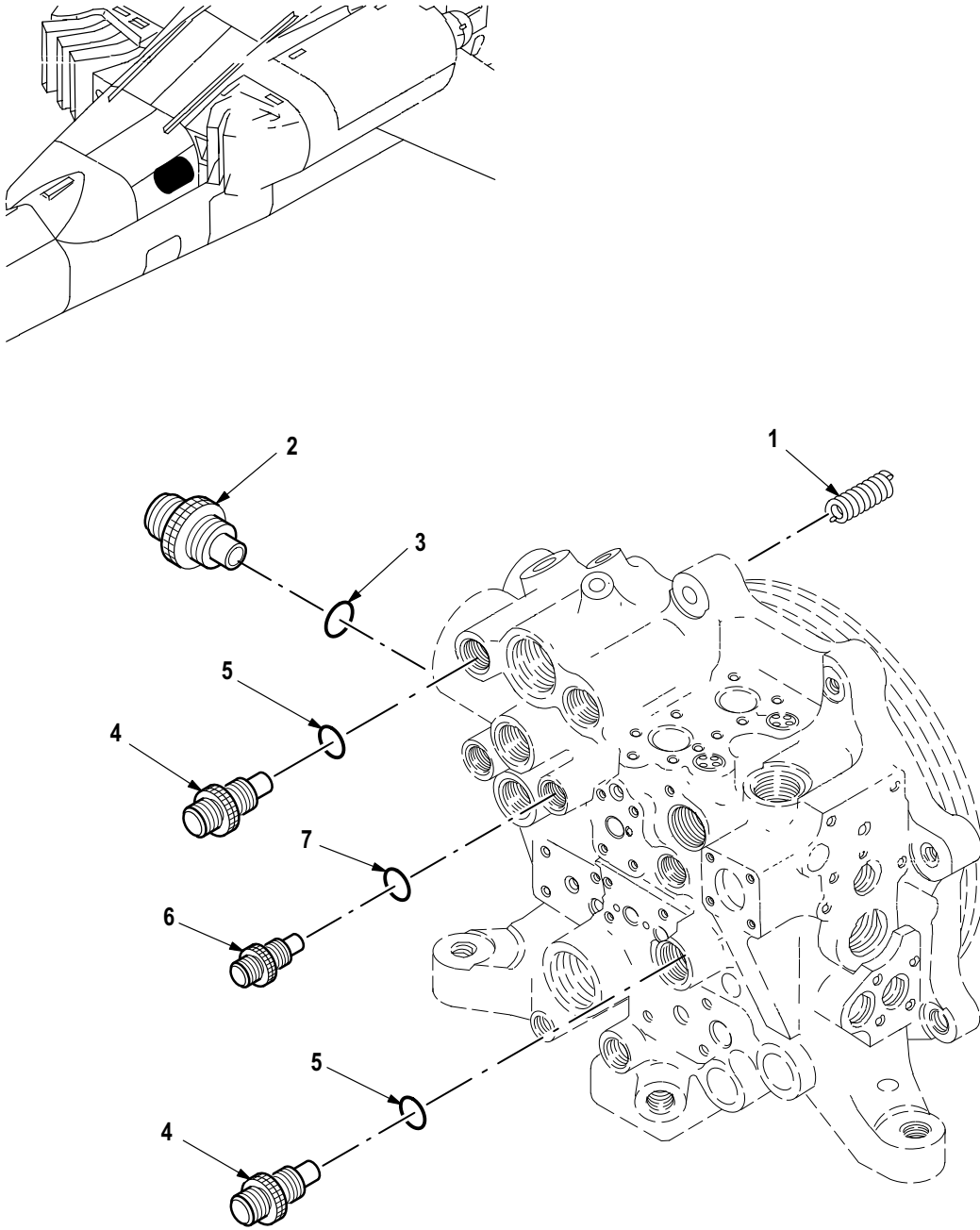
(1) ITEM NO.	(2) SMR CODE	(3) CAGE	(4) PART NUMBER	(5) DESCRIPTION AND USABLE ON CODE (UOC)	(6) QTY
				Group 07 Hydraulic/Pneumatic Systems Fig. 340 Manifold, Hydraulic (Part 2) 7-21 1810013-7 See Fig. 338 for NHA	
1	PAOZA	80205	NAS1352-08LE10P	• Screw, Self-Locking .....	8
2	PAOZZ	81996	2945AH64-002	• Indicator, Filter Wa .....	2
3	PAOZZ	81349	M83461/1-012	• O-Ring .....	8
4	PAOZZ	82106	BDS3115-016C	• Retainer, Packing .....	4
5	PAOZZ	96906	MS28775-016	• O-Ring .....	4
6	PAOZZ	96906	MS28775-015	• O-Ring .....	6
7	PAOZZ	82106	266532-1	• Filter Body, Fluid .....	1
8	PAOZZ	82106	BDS3115-022C	• Ring, Backup, Servocy .....	2
9	PAOZZ	96906	MS28775-022	• O-Ring .....	2
10	PAOZZ	82106	266599-1	• Filter Element, Flui .....	2
11	PAOZZ	02731	HS4751-8	• Adapter, Straight, Tu .....	1
12	PAOZZ	96906	MS28775-014	• O-Ring .....	1
13	PAOZZ	82106	266609-1	• Head, Fluid Filter .....	1
14	PAOZZ	82106	BDS3115-023C	• Retainer, Packing .....	2
15	PAOZZ	96906	MS28775-023	• O-Ring .....	1
16	PAOZZ	82106	266607-1	• Sleeve, Filter .....	1
17	PAOZZ	82106	266603-1	• Spring, Helical, Comp .....	1
18	PAFZZ	82106	304602-1	• Guide, Manifold .....	1
19	PAOZZ	02731	HS4751-16	• Adapter, Straight, Tu .....	1
20	PAOZZ	96906	MS28775-120	• O-Ring .....	1
21	PAOZZ	96906	MS28775-1 15	• O-Ring .....	1
22	XADDD	82106	266670-103	• Manifold Assy (See Fig. 342 for Breakdown) .....	1
23	PAFZZ	81349	M83461/1-440	• Packing, Preformed .....	1
24	PAOZZ	02697	5-180N756-75	• O-Ring .....	1
END OF FIGURE					



M09-928A

Figure 341. Group 07 Manifold, Hydraulic (Part 3)  
7-21 1810013-7

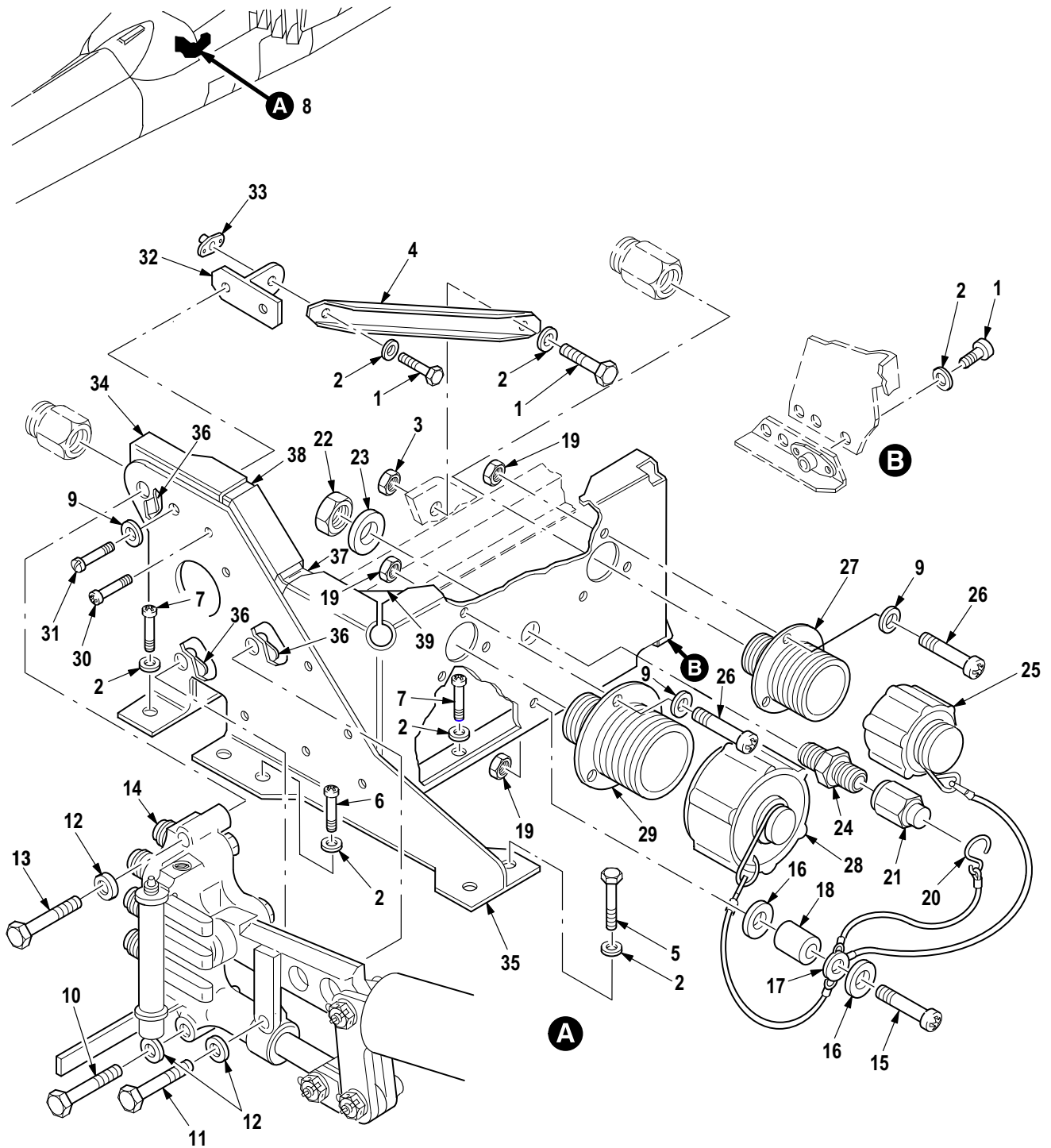
(1) ITEM NO.	(2) SMR CODE	(3) CAGE	(4) PART NUMBER	(5) DESCRIPTION AND USABLE ON CODE (UOC)	(6) QTY
				Group 07 Hydraulic/Pneumatic Systems Fig. 341 Manifold, Hydraulic (Part 3) 7-21 1810013-7 See Fig. 338 for NHA	
1	PAOZZ	80205	NAS1351-3LE8P	• Screw, Cap, Socket He .....	12
2	PAOZZ	82106	300500-1003	• Valve, Solenoid .....	3
3	PAOZZ	02697	5-180L1 120-70	• Packing, Preformed .....	3
4	PAOZZ	02697	5-181N756-75	• O-Ring .....	3
5	PAOZZ	02697	5-125N702-90	• O-Ring .....	3
6	PAOZZ	80205	NAS1351-3LE10P	• Screw, Cap, Socket He .....	8
7	PAOZZ	82106	266099-1001	• Transducer, Motional .....	2
8	PAOZZ	96906	MS28775-01 1	• Packing, Preformed .....	3
9	PAOZZ	81349	M83461/1-012	• O-Ring .....	3
10	PAOZZ	96906	MS24391D4L	• Plug, Machine Thread .....	1
11	PAOZZ	96906	MS28778-4	• O-Ring .....	1
12	PAOZZ	80205	NAS1351-3LE24P	• Screw, Cap, Socket He .....	4
13	PAOZZ	82106	216799-1005	• Switch, Pressure .....	1
14	PAOZZ	96906	MS28775-014	• O-Ring .....	2
15	PAFZZ	82106	266645-1	• Cap, Electrical .....	1
16	PAFZZ	82106	236647-1	• Spring, Helical, Comp .....	1
17	PAFZZ	72902	7011MR160T	• Packing Assembly .....	1
18	PAFZZ	72902	7008MR160T	• Packing With Retain .....	1
19	PAFZZ	82106	266646-1	• Piston, Low Level Sw .....	1
20	PAFZZ	82106	266621-1	• Cap, Servo Cylinder .....	1
21	PAFZZ	82106	BDS3115-014C	• Ring, Backup .....	2
22	PAOZZ	82106	BDS3115-01 1C	• Retainer, Packing .....	2
23	PAFZZ	82106	BDS3115-010C	• Retainer, Packing .....	2
24	PAOZZ	96906	MS28775-010	• O-Ring .....	1
25	PAFZZ	82106	266615-101	• Lap Assy, Low Level .....	1
END OF FIGURE					



M09-929E

Figure 342. Group 07 Manifold Assembly, Utility  
266670-103 (82106)

(1) ITEM NO.	(2) SMR CODE	(3) CAGE	(4) PART NUMBER	(5) DESCRIPTION AND USABLE ON CODE (UOC)	(6) QTY
				Group 07 Hydraulic/Pneumatic Systems Fig. 342 Manifold Assembly, Utility 266670-103 (82106) See Fig. 340 for NHA	
1	PAFZZ	96906	MS21209F4-20	• Insert, Screw Thread .....	6
2	PAOZZ	02731	HS4751-10	• Adapter, Straight, Tu .....	1
3	PAOZZ	96906	MS28775-016	• O-Ring .....	1
4	PAOZZ	02731	HS4751-6	• Adapter, Straight, Tu .....	5
5	PAOZZ	81349	M83461/1-012	• O-Ring .....	5
6	PAOZZ	02731	HS4751-4	• Adapter, Straight, Tu .....	3
7	PAOZZ	96906	MS28775-010	• O-Ring .....	3
END OF FIGURE					

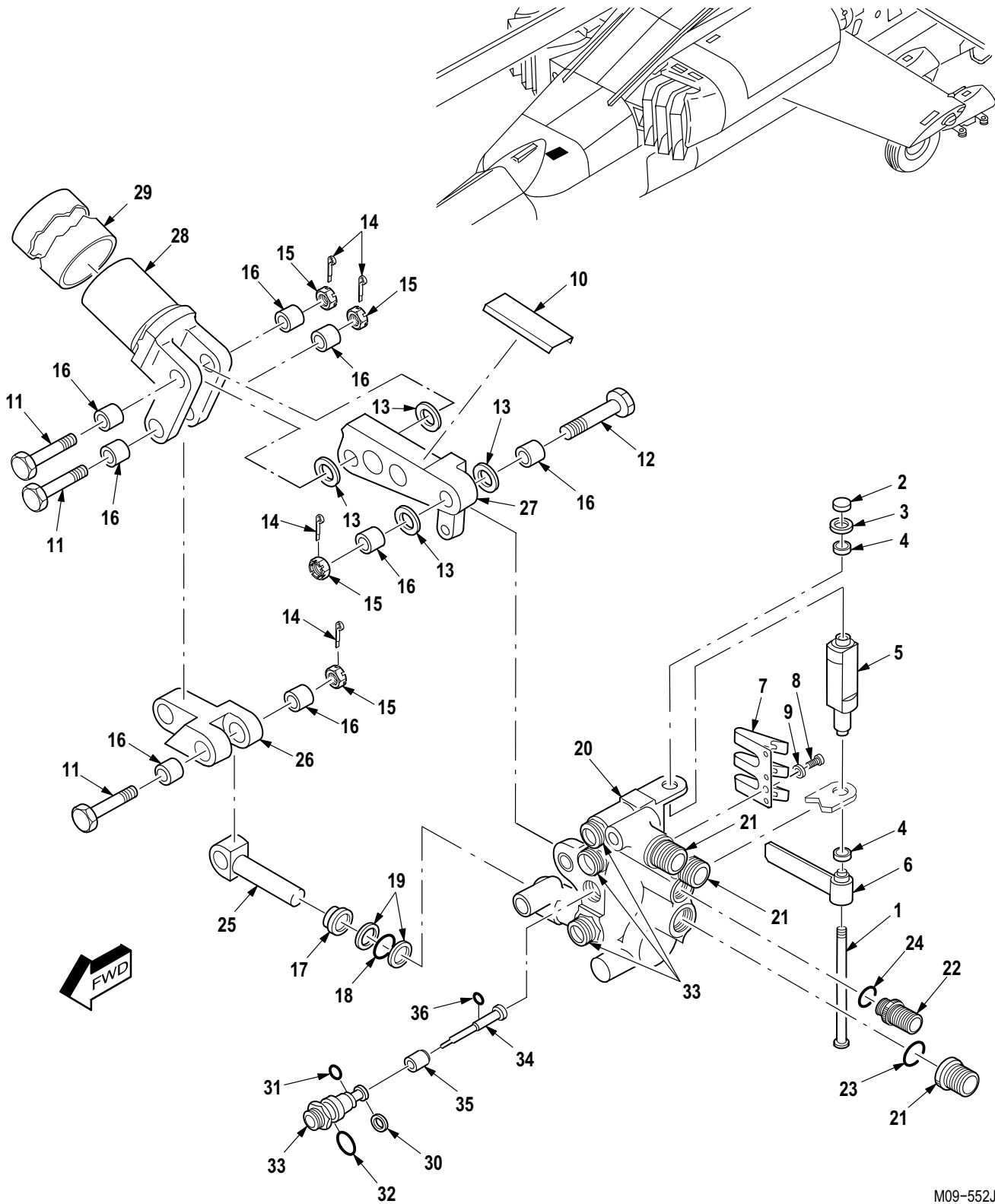


M09-085H

Figure 343. Group 07 Primary Ground Service Panel Assembly  
7-31 1800001



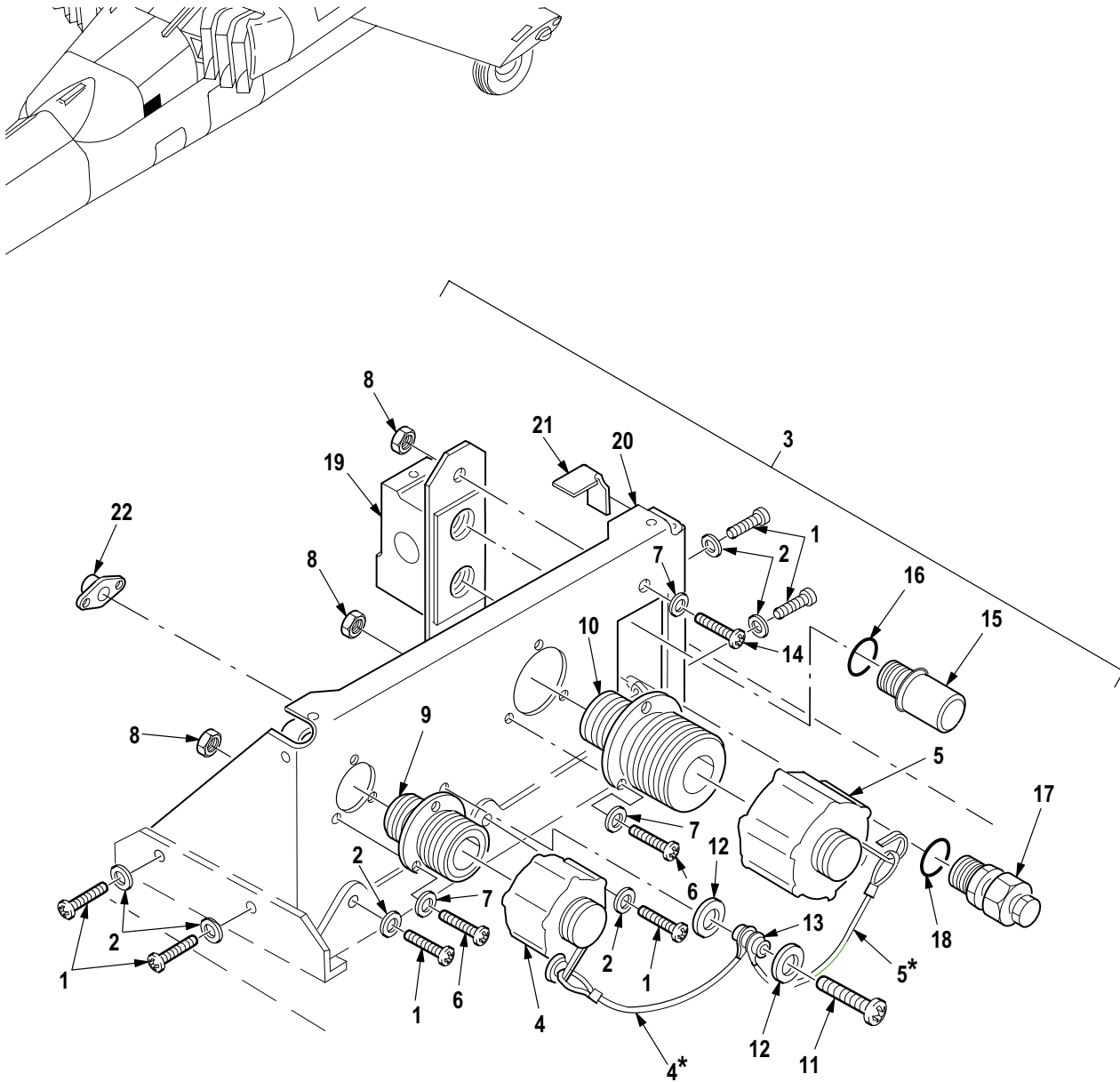
(1) ITEM NO.	(2) SMR CODE	(3) CAGE	(4) PART NUMBER	(5) DESCRIPTION AND USABLE ON CODE (UOC)	(6) QTY
				Group 07 Hydraulic/Pneumatic Systems Fig. 343 Primary Ground Service Panel Assembly 7-31 1800001	
1	PAOZZ	80205	NAS1801-3-7	• Screw, Machine .....	3
2	PAOZZ	80205	NAS1149D0316J	• Washer, Flat .....	9
3	PAOZZ	96906	MS21043-3	• Nut, Self-Locking, Ex .....	1
4	PAOZZ	02731	7-21 1830063-3	• Brace, Arm, Hydraulic .....	1
5	PAOZZ	80205	NAS1801-3-12	• Screw, Machine .....	2
6	PAOZZ	80205	NAS1801-3-10	• Screw, Machine .....	2
7	PAOZZ	80205	NAS1801-3-8	• Screw, Machine .....	2
8	XDODD	02731	7-31 1830059-3	• Panel Assy .....	1
9	PAOZZ	88044	AN960JD10L	•• Washer, Flat .....	7
10	PAOZZ	80205	NAS6604-25	•• Bolt, Shear .....	1
11	PAOZZ	80205	NAS6604-27	•• Bolt, Shear .....	1
12	PAOZZ	88044	AN960PD416L	•• Washer, Flat .....	3
13	PAOZZ	80205	NAS6604-18	•• Bolt, Shear .....	1
14	PAODD	02731	7-21 1810016-3	•• Pump, Hydraulic RAM, (See Fig. 344 for Breakdown) ...	1
15	PAOZZ	80205	NAS623-3-10	•• Screw, Machine .....	1
16	PAOZZ	02731	HS306-324	•• Washer, Flat .....	2
17	PAOZZ	02731	HS4494-4450	•• Wire Rope Assembly .....	1
18	PAOZZ	80205	NAS43DD3-37	•• Spacer, Sleeve .....	1
19	PAOZZ	80205	MS21042-3	•• Nut, Self-Locking, Ex .....	7
20	PAOZZ	80205	NAS1090-3	•• Hook, Chain, S .....	1
21	PAOZZ	88044	AN929-4	•• Cap, Tube .....	1
22	PAOZZ	98897	LS12906-184	•• Nut, Plain, Hexagon .....	1
23	PAOZZ	88044	AN960JD716	•• Washer, Flat .....	1
24	PAOZZ	96906	MS21923D4	•• Adapter, Straight, Tu .....	1
25	PAOZZ	02731	HS4507-8D6C	•• Cap, Protective, Dust .....	1
26	PAOZZ	80205	NAS623-3-1	•• Screw, Machine .....	6
27	PAOZZ	8V613	HS4730-8-4	•• Coupling Half, Quick .....	1
28	PAOZZ	8V613	HS4507-12D6C	•• Cap, Protective, Dust .....	1
29	PAOZZ	8V613	HS4730-12-6	•• Coupling Half, Quick .....	1
30	PAOZZ	80205	NAS623-3-4	•• Screw, Machine .....	1
31	PAOZZ	80205	NAS1203-3	•• Screw, Close Toleran .....	1
32	PAOOO	02731	7-21 1830063-5	•• Bracket, Mounting .....	1
33	PAOZZ	80205	MS21075L3E	••• Nut, Self-Locking, Pl .....	3
34	PAOOO	02731	7-31 1830060	•• Bracket Assy, Hydr au .....	1
35	PAOZZ	02731	7-21 1830062	••• Support, Hand Pump .....	1
36	PAOZZ	96906	MS21075L4E	••• Nut, Self-Locking, Pl .....	3
37	PAOOO	02731	7-31 1830061-13	••• Panel Assy, Hydraul i .....	1
38	MOOZZ	02731	7-31 1830061-7	•••• Clip .....	1
39	MOOZZ	02731	7-31 1830061-5	•••• Clip .....	1
END OF FIGURE					



M09-552J

Figure 344. Group 07 Pump, Hydraulic RAM  
7-21 1810016-3

(1) ITEM NO.	(2) SMR CODE	(3) CAGE	(4) PART NUMBER	(5) DESCRIPTION AND USABLE ON CODE (UOC)	(6) QTY
				Group 07 Hydraulic/Pneumatic Systems Fig. 344 Pump, Hydraulic RAM 7-21 1810016-3 See Fig. 343 for NHA	
1	PAFZZ	82106	202097-55	• Pin-Rivet, Grooved .....	1
2	PAFZZ	80205	NAS1080C06	• Collar, Grooved Pin- .....	1
3	PAFZZ	59875	TX90790-34	• Washer, Flat .....	1
4	PAFZZ	70651	C313-0125	• Bushing, Sleeve .....	2
5	PAFZZ	82106	266708-3	• Camshaft, Selector .....	1
6	PAFZZ	82106	236742-1	• Lever, Remote Contro .....	1
7	PAFZZ	82106	266744-1	• Spring, Selector Det .....	1
8	PAFZZ	80205	NAS1352-06-4P	• Screw, Cap, Socket He .....	1
9	PAFZZ	80205	NAS620A6	• Washer, Flat .....	1
10	XDFZZ	82106	266001-13	• Plate, Ident .....	1
11	PAOZZ	80205	NAS6205-19D	• Bolt, Shear .....	3
12	PAOZZ	82106	266739-1	• Bolt, Close Toleranc .....	1
13	PAOZZ	88044	AN960PD616L	• Washer, Flat .....	4
14	PAOZZ	96906	MS24665-153	• Pin, Cotter .....	4
15	PAOZZ	96906	MS17826-5	• Nut, Self-Locking, SI .....	4
16	PAOZZ	82106	266713-1	• Bushing, Sleeve .....	8
17	PAFZZ	09257	S-1 1065-3-1	• Scraper, Pump, Hydrau .....	1
18	PAFZZ	96906	MS28775-1 14	• O-Ring .....	1
19	PAFZZ	82106	BDS3115-1 14C	• Retainer, Packing .....	2
20	PADDD	82106	266750-101	• Manifold Assembly .....	1
21	PAOZZ	02731	HS4751-6	• Adapter, Straight, Tu .....	3
22	PAOZZ	02731	HS4751-4	• Adapter, Straight, Tu .....	1
23	PAOZZ	81349	M83461/01-012	• O-Ring .....	3
24	PAOZZ	96906	MS28775-010	• O-Ring .....	1
25	PAFZZ	82106	236740-1	• Piston, Hand Pump .....	1
26	PAOZZ	82106	236710-1	• Connecting Link, Rig .....	1
27	PAOZZ	82106	236709-1	• Bracket, Mounting .....	1
28	PAOZZ	82106	236748-3	• Bell Crank .....	1
29	PAOZZ	02731	7-21 1810016-5	• Handle .....	1
30	PAOZZ	82106	BDS3115-009C	• Retainer, Packing .....	10
31	PAOZZ	96906	MS28775-009	• O-Ring .....	5
32	PAOZZ	96906	MS28778-4	• O-Ring .....	5
33	PAOZZ	82106	266760-1	• Valve, Check .....	5
34	PAFZZ	82106	266704-1	• Pin, Shoulder, Headed .....	3
35	PAFZZ	82106	266706-1	• Spacer, Sleeve .....	3
36	PAFZZ	96906	MS28775-005	• O-Ring .....	3
END OF FIGURE					

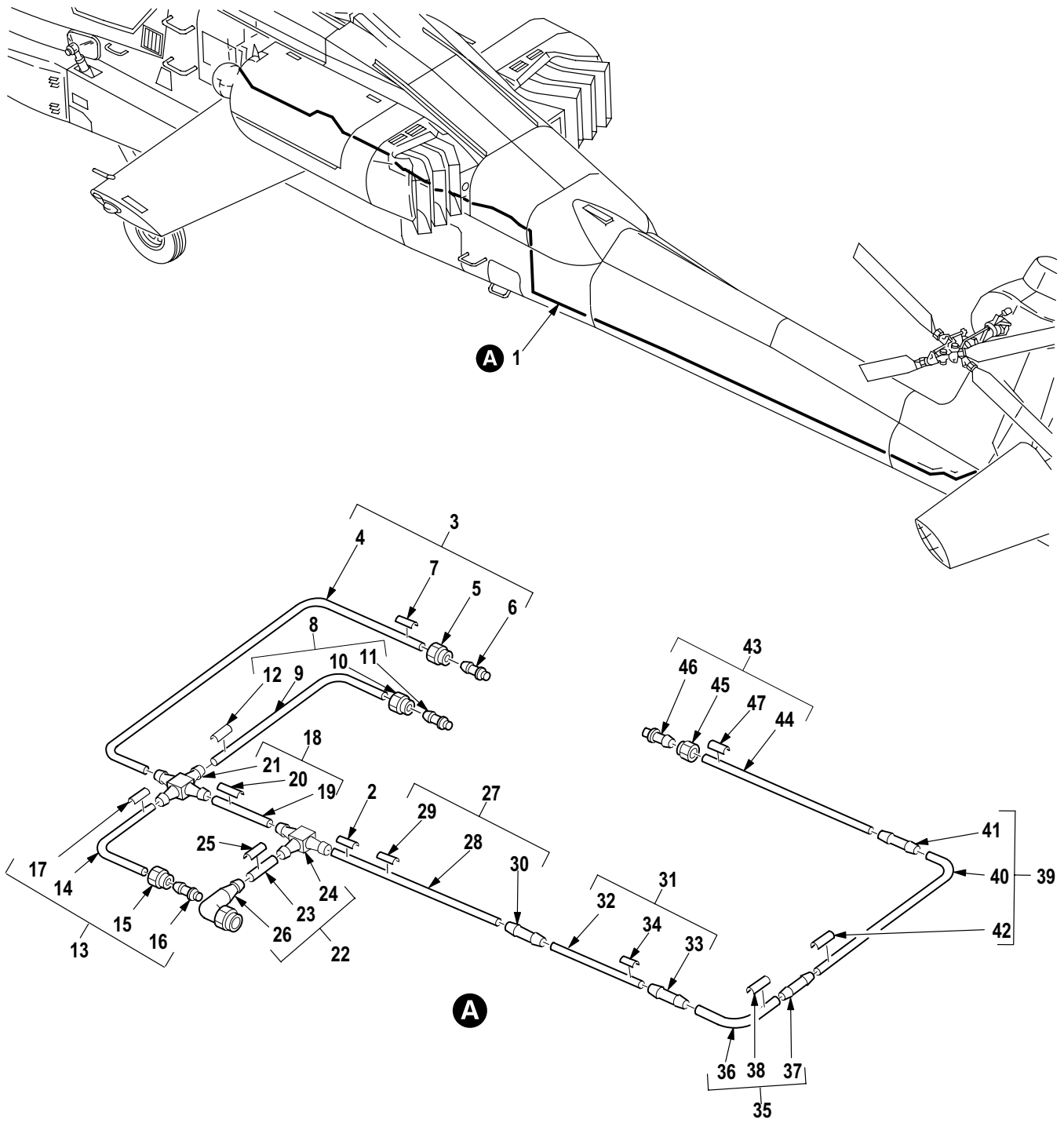


\* SUPPLY WITH ATTACHED ITEM

M09-524D

Figure 345. Group 07 Utility Ground Service Panel Assembly  
7-31 1800001

(1) ITEM NO.	(2) SMR CODE	(3) CAGE	(4) PART NUMBER	(5) DESCRIPTION AND USABLE ON CODE (UOC)	(6) QTY
				Group 07 Hydraulic/Pneumatic Systems Fig. 345 Utility Ground Service Panel Assembly 7-31 1800001	
1	PAOZZ	80205	NAS1801-3-7	• Screw, Machine .....	7
2	PAOZZ	80205	NAS1149D0316J	• Washer, Flat .....	8
3	AOOOO	02731	7-31 1830050	• Panel Assy, Utility .....	1
4	PAOZZ	02731	HS4507-8D6C	•• Cap, Protective, Dust .....	1
5	PAOZZ	02731	HS4507-12D8C	•• Cap, Protective, Dust .....	1
6	PAOZZ	80205	NAS623-3-1	•• Screw, Machine .....	6
7	PAOZZ	88044	AN960PD10L	•• Washer, Flat .....	7
8	PAOZZ	80205	MS21042-3	•• Nut, Self-Locking, Ex .....	7
9	PAOZZ	00624	AE81294E-8-4	•• Coupling Half, Quick .....	1
10	PAOZZ	8V613	HS4730-12-6	•• Coupling Half, Quick .....	1
11	PAOZZ	80205	NAS623-3-7	•• Screw, Machine .....	1
12	PAOZZ	02731	HS306-324	•• Washer, Flat .....	2
13	PAOZZ	80205	NAS43DD3-23N	•• Spacer, Sleeve .....	1
14	PAOZZ	80205	NAS623-3-2	•• Screw, Machine .....	1
15	PAOZZ	02731	7-31 1800005-5	•• Gage, Pressure, Dial .....	1
16	PAOZZ	96906	MS28778-4	•• O-Ring .....	1
17	PAOZZ	96906	MS28889-2	•• Valve, Pneumatic Tan .....	1
18	PAOZZ	96906	MS28775-015	••• O-Ring .....	1
19	PAOZZ	02731	7-21 1830048	•• Manifold, Accumulat .....	1
20	PAOOO	02731	7-21 1830049	•• Panel Assy, Ground S .....	1
21	MOOZZ	02731	7-21 1830049-5	••• Clip .....	2
22	PAOZZ	80205	MS21075L3E	••• Nut, Self-Locking, Pl .....	7
END OF FIGURE					



M09-164C

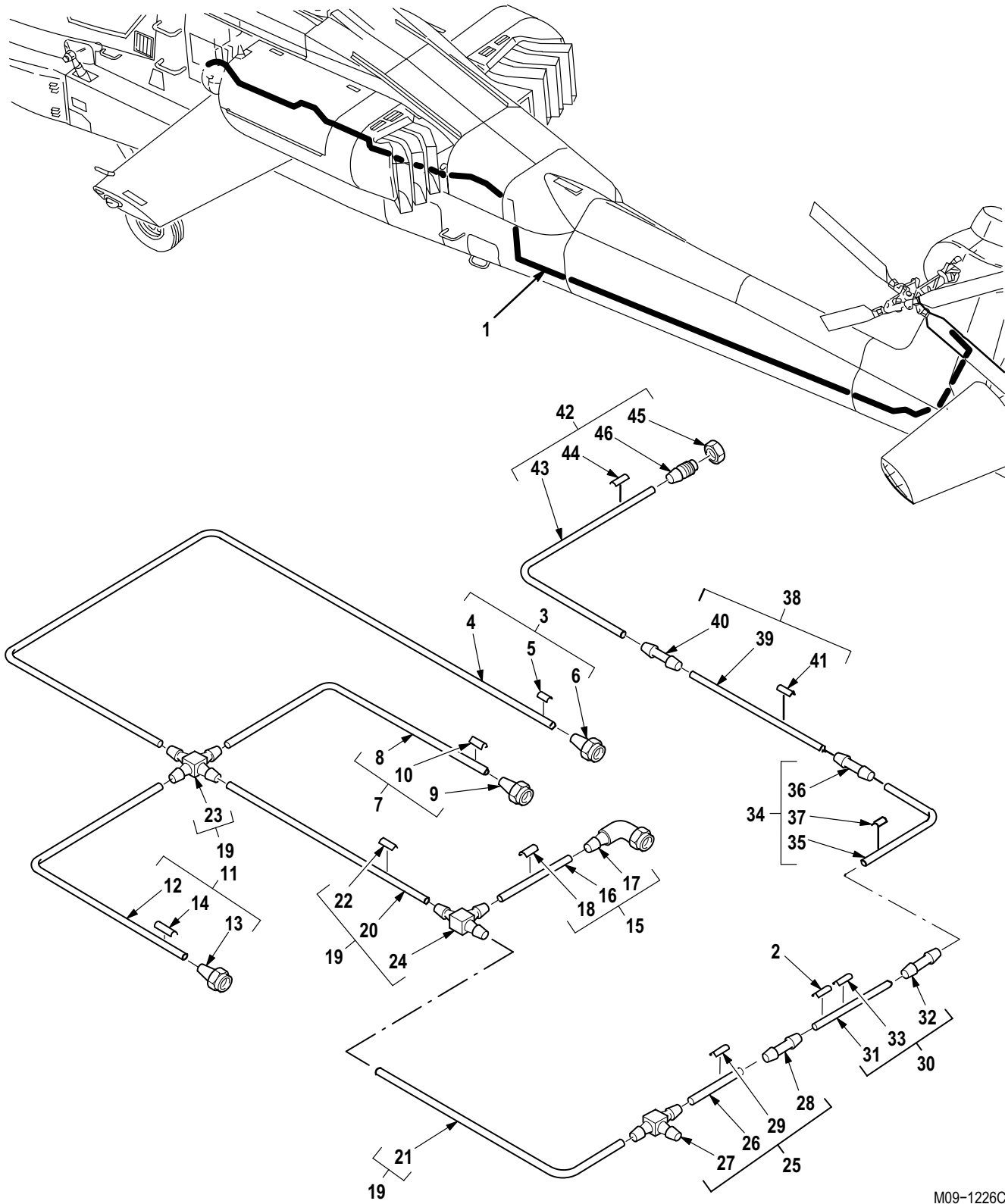
Figure 346. Group 07 Primary Pressure Tube Assembly  
7-31 1800001

(1) ITEM NO.	(2) SMR CODE	(3) CAGE	(4) PART NUMBER	(5) DESCRIPTION AND USABLE ON CODE (UOC)	(6) QTY
				Group 07 Hydraulic/Pneumatic Systems Fig. 346 Primary Pressure Tube Assembly 7-31 1800001	
1	XCOFF	02731	7-31 1830203-7	• Tube Assy, Pri Sys .....	1
2	XDOZZ	02731	HS4367-2	•• Plate, Identificatio .....	1
3	XCOOO	02731	7-31 1830205	•• Tube Assy, Pri Sys .....	1
4	MFOZZ	02731	7-31 1830205-3	••• Tube .....	1
5	PAOZZ	02731	HS4515-4	••• Nut, Plain, Hexagon .....	1
6	PAOZZ	02731	HS4516-4	••• Sleeve, Clinch, Tube .....	1
7	XDOZZ	02731	HS4367-2	••• Plate, Identificatio .....	1
8	XCOOO	02731	7-31 1830206	•• Tube Assy, Pri Sys .....	1
9	MFOZZ	02731	7-31 1830206-3	••• Tube .....	1
10	PAOZZ	02731	HS4515-4	••• Nut, Plain, Hexagon .....	1
11	PAOZZ	02731	HS4516-4	••• Sleeve, Clinch, Tube .....	1
12	XDOZZ	02731	HS4367-2	••• Plate, Identificatio .....	1
13	XCOOO	02731	7-31 1830207	•• Tube Assy, Pri Sys .....	1
14	MFOZZ	02731	7-31 1830207-3	••• Tube .....	1
15	PAOZZ	02731	HS4515-4	••• Nut, Plain, Hexagon .....	1
16	PAOZZ	02731	HS4516-4	••• Sleeve, Clinch, Tube .....	1
17	XDOZZ	02731	HS4367-2	••• Plate, Identificatio .....	1
18	XCOOO	02731	7-31 1830204	•• Tube Assy, Pri Sys .....	1
19	MFOZZ	02731	7-31 1830204-3	••• Tube .....	1
20	XDOZZ	02731	HS4367-2	••• Plate, Identificatio .....	1
21	PAOZZ	8V613	HS4527-06040404	••• Cross, Tube .....	1
22	XCOOO	02731	7-31 1830208	•• Tube Assy, Pri Sys .....	1
23	MFOZZ	02731	7-31 1830208-3	••• Tube .....	1
24	PAOZZ	8V613	HS4525-060406	••• Tee, Tube .....	1
25	XDOZZ	02731	HS4367-2	••• Plate, Identificatio .....	1
26	PAOZZ	02731	HS4519-6	••• Elbow, Tube .....	1
27	XCOOO	02731	7-31 1830209	•• Tube Assy, Pri Sys .....	1
28	MFOZZ	02731	7-31 1830209-3	••• Tube .....	1
29	XDOZZ	02731	HS4367-5	••• Plate, Identificatio .....	1
30	PAOZZ	02731	HS4517-4	••• Union, Tube .....	1
31	XCOOO	02731	7-31 1830241-7	•• Tube Assy .....	1
32	MFOZZ	02731	7-31 1830241-5	••• Tube .....	1
33	PAOZZ	02731	HS4517-4	••• Union, Tube .....	1
34	XDOZZ	02731	HS4367-5	••• Plate, Identificatio .....	1
35	XCOOO	02731	7-31 1830237-1 1	•• Tube Assy .....	1
36	MFOZZ	02731	7-31 1830237-9	••• Tube .....	1
37	PAOZZ	02731	HS4517-4	••• Union, Tube .....	1
38	XDOZZ	02731	HS4367-2	••• Plate, Identificatio .....	1
39	XCOOO	02731	7-31 1830210-7	•• Tube Assy .....	1
40	MFOZZ	02731	7-31 1830210-5	••• Tube .....	1
41	PAOZZ	02731	HS4517-4	••• Union, Tube .....	1
42	XDOZZ	02731	HS4367-2	••• Plate, Identificatio .....	1
43	MFOFF	02731	7-31 1830211-5	•• Tube Assy, Pri Sys .....	1
43	MFOFF	8V613	7-51 1830428-5	•• Tube Assy, Pri Sys A/C With MWO 1-1520-238-55-11 Incorporated ...	1
44	MFFZZ	02731	7-31 1830211-7	••• Tube .....	1
44	MFFZZ	8V613	7-51 1830428-7	••• Tube A/C With MWO 1-1520-238-55-11 Incorporated	1
45	PAOZZ	02731	HS4515-4	••• Nut, Plain, Hexagon .....	1
46	PAOZZ	02731	HS4516-4	••• Sleeve, Clinch, Tube .....	1

(1) ITEM NO.	(2) SMR CODE	(3) CAGE	(4) PART NUMBER	(5) DESCRIPTION AND USABLE ON CODE (UOC)	(6) QTY
47	XDFZZ	02731	HS4367-2	... Plate, Identificatio .....	1
47	XDFZZ	02731	HS4367-5	... Plate, Identificatio A/C With MWO 1-1520-238-55-11 Incorporated ..	1
END OF FIGURE					







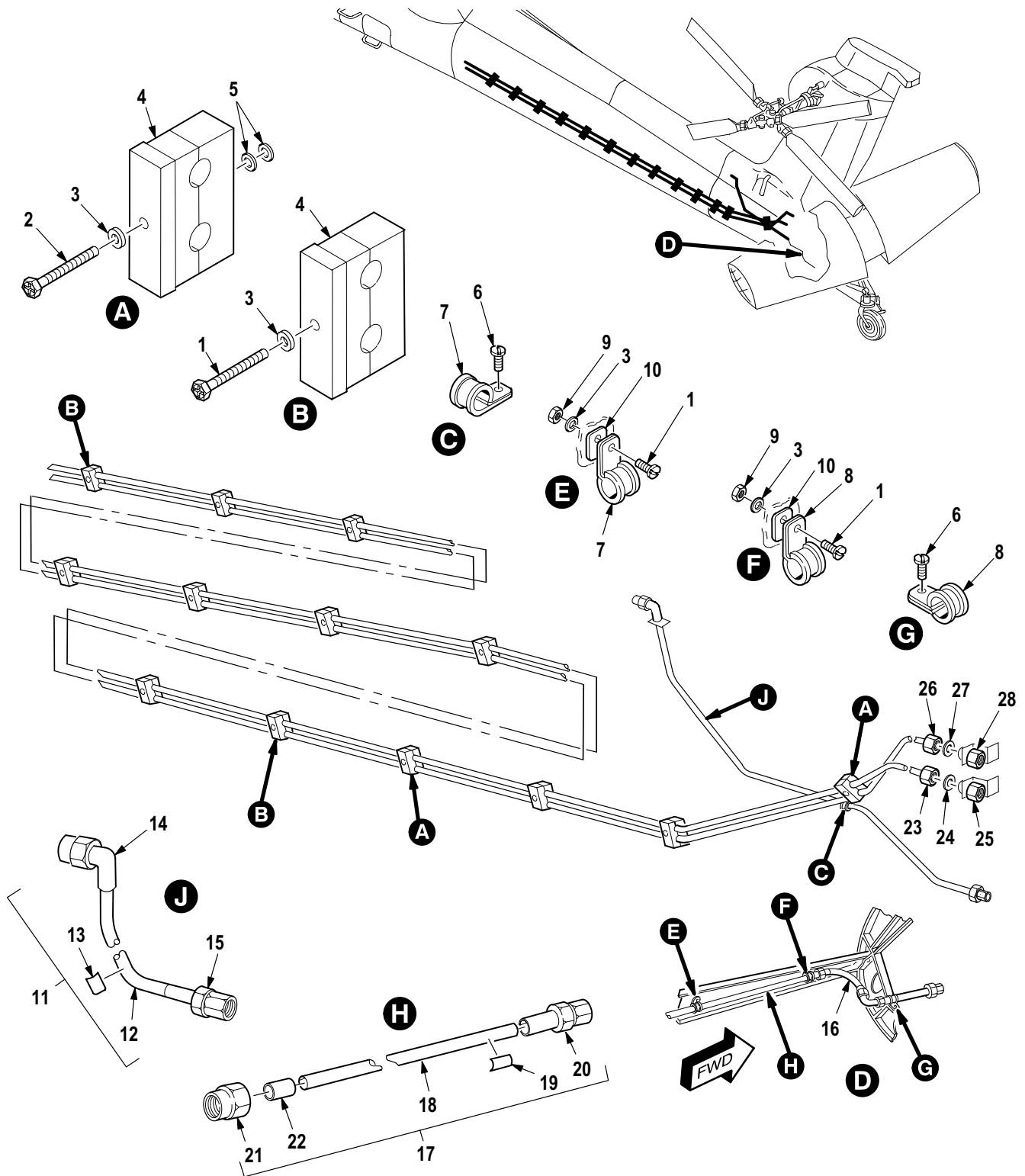
M09-1226C

Figure 347. Group 07 Return Tube Assembly  
7-31 1800001

(1) ITEM NO.	(2) SMR CODE	(3) CAGE	(4) PART NUMBER	(5) DESCRIPTION AND USABLE ON CODE (UOC)	(6) QTY
				Group 07 Hydraulic/Pneumatic Systems Fig. 347 Return Tube Assembly 7-31 1800001	
1	XCOOO	02731	7-31 1830213-7	• Tube Assy, Pri Sys .....	1
2	XDOZZ	02731	HS4367-2	•• Plate, Identificatio .....	1
3	MFOFF	02731	7-31 1830217	•• Tube Assy, Pri Sys .....	1
4	MFOZZ	02731	7-31 1830217-3	••• Tube .....	1
5	XDOZZ	02731	HS4367-2	••• Plate, Identificatio .....	1
6	PAOZZ	8V613	HS4522-0604	••• Reducer Body, Tube .....	1
7	MFOFF	02731	7-31 1830218	•• Tube Assy, Pri Sys .....	1
8	MFOZZ	02731	7-31 1830218-3	••• Tube .....	1
9	PAOZZ	8V613	HS4522-0604	••• Reducer Body, Tube .....	1
10	XDOZZ	02731	HS4367-2	••• Plate, Identificatio .....	1
11	MFOFF	02731	7-31 1830219-7	•• Tube Assy, Pri Sys .....	1
12	MFOZZ	02731	7-31 1830219-5	••• Tube .....	1
13	PAOZZ	8V613	HS4522-0604	••• Reducer Body, Tube .....	1
14	XDOZZ	02731	HS4367-2	••• Plate, Identificatio .....	1
15	MFFFF	02731	7-31 1830420-1 1	•• Tube Assembly, Metal .....	1
16	MFFZZ	02731	7-31 1830420-9	••• Tube .....	1
17	PAFZZ	02731	HS4519-6D	••• Elbow, Tube .....	1
18	XDOZZ	02731	HS4367-2	••• Plate, Identificatio .....	1
19	XCOOO	02731	7-31 1830216-13	•• Tube Assy, Pri Sys .....	1
20	MFFZZ	02731	7-31 1830216-1 1	••• Tube .....	1
21	MFOZZ	02731	7-31 1830216-9	••• Tube .....	1
22	XDOZZ	02731	HS4367-2	••• Plate, Identificatio .....	1
23	PAOZZ	8V613	HS4527-06040404	••• Cross, Tube .....	1
24	PAFZZ	02731	HS4524-6D	••• Tee, Tube .....	1
25	XCOOO	02731	7-31 1830215-1 1	•• Tube Assy, Pri Sys .....	1
26	MFOZZ	02731	7-31 1830215-9	••• Tube .....	1
27	PAOZZ	8V613	HS4514D060604	••• Tee, Tube .....	1
28	XDFZZ	02731	HS4517-6D	••• Coupling, Tube .....	1
29	XDOZZ	02731	HS4367-2	••• Plate, Identificatio .....	1
30	MFOFF	02731	7-31 1830220	•• Tube Assy, Pri Sys .....	1
31	MFOZZ	02731	7-31 1830220-3	••• Tube .....	1
32	XDOZZ	02731	HS4517-6D	••• Coupling, Tube .....	1
33	XDOZZ	02731	HS4367-2	••• Plate, Identificatio .....	1
34	MFOFF	02731	7-31 1830239	•• Tube Assy, Pri Sys .....	1
35	MFOZZ	02731	7-31 1830239-3	••• Tube .....	1
36	XDOZZ	02731	HS4517-6D	••• Coupling, Tube .....	1
37	XDOZZ	02731	HS4367-2	••• Plate, Identificatio .....	1
38	MFOFF	02731	7-31 1830221	•• Tube Assy, Pri Sys .....	1
39	MFOZZ	02731	7-31 1830221-3	••• Tube .....	1
40	XDOZZ	02731	HS4517-6D	••• Coupling, Tube .....	1
41	XDOZZ	02731	HS4367-2	••• Plate, Identificatio .....	1
42	MFOFF	02731	7-31 1830222	•• Tube Assy, Pri Sys .....	1
42	MFOFF	8V613	7-51 1830429-1	•• Tube Assy, Pri Sys A/C With MWO 1-1520-238-55-11 Incorporated .....	1
43	MFOZZ	02731	7-31 1830222-3	••• Tube (U/O P/N 7-311830222) .....	1
43	MFOZZ	8V613	7-51 1830429-3	••• Tube (U/O P/N 7-511830429-1) A/C With MWO 1-1520-238-55-11 Incorporated ..	1
44	XDOZZ	02731	HS4367-2	••• Plate, Identificatio (U/O P/N 7-311830222) .....	1

(1) ITEM NO.	(2) SMR CODE	(3) CAGE	(4) PART NUMBER	(5) DESCRIPTION AND USABLE ON CODE (UOC)	(6) QTY
44	XDOZZ	02731	HS4367-5	... Plate, Identificatio (U/O P/N 7-511830429-1) A/C With MWO 1-1520-238-55-11 Incorporated ..	1
45	PAOZZ	02731	HS4515-6D	... Nut, Plain, Hexagon .....	1
46	PAOZZ	02731	HS4516-6D	... Coupling Body, Tube .....	1
END OF FIGURE					

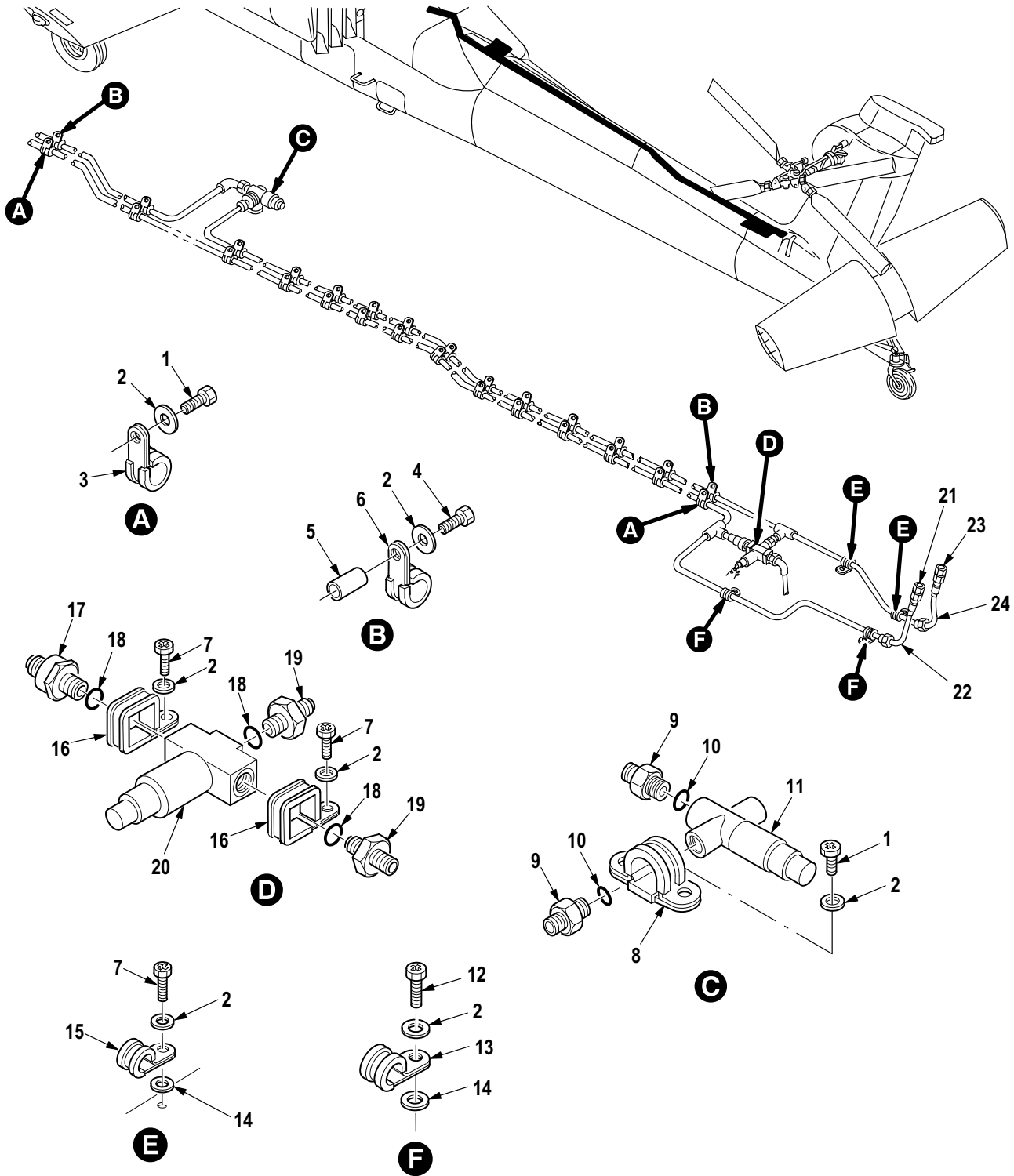




M09-546E

Figure 348. Group 07 Hydraulic System Installation, AFT Tailboom (LH Side)  
7-31 1800001

(1) ITEM NO.	(2) SMR CODE	(3) CAGE	(4) PART NUMBER	(5) DESCRIPTION AND USABLE ON CODE (UOC)	(6) QTY
				Group 07 Hydraulic/Pneumatic Systems Fig. 348 Hydraulic System Installation, AFT Tailboom (LH Side) 7-31 1800001	
1	PAOZZ	80205	NAS1801-3-22	• Screw, Machine .....	11
2	PAOZZ	80205	NAS1801-3-34	• Screw, Machine .....	4
3	PAOZZ	80205	NAS1149D0316J	• Washer, Flat .....	15
4	PAOZZ	02731	7-21 1830051	• Clamp Block, Hydraul .....	13
5	PAOZZ	80205	NAS1149D0363J	• Washer, Flat .....	4
6	PAOZZ	80205	NAS1801-3-8	• Screw, Machine .....	2
7	PAOZZ	02731	HS4501SS04NB	• Clamp, Loop .....	2
8	PAOZZ	02731	HS4501SS05NB	• Clamp, Loop .....	2
9	PAOZZ	80205	MS21042-3	• Nut, Self-Locking, Ex .....	2
10	PAOZZ	80205	NAS43DD3-32	• Spacer, Sleeve .....	2
11	MFOFF	02731	7-31 1830358	• Tube Assy, Metal .....	1
12	MFFZZ	02731	7-31 1830358-3	•• Tube .....	1
13	XDOZZ	02731	HS4367-2	•• Plate, Identificatio .....	1
14	PAOZZ	02731	HS4519-4	•• Elbow, Tube .....	1
15	PAOZZ	8V613	HS4523-4	•• Coupling, Tube .....	1
16	PAOZZ	02731	7-31 1830103-5	• Hose Assembly, Nonme .....	1
17	MFOFF	02731	7-31 1830359-5	• Tube Assy, Metal Tail Wheel Lock .....	1
18	XAFZZ	02731	7-31 1830359-7	•• Tube .....	1
19	XDOZZ	02731	HS4367-2	•• Plate, Identificatio .....	1
20	PAOZZ	8V613	HS4523-4	•• Coupling, Tube .....	1
21	PAOZZ	02731	HS4515-4	•• Nut, Plain, Hexagon .....	1
22	PAOZZ	02731	HS4516-4	•• Sleeve, Clinch, Tube .....	1
23	PAOZZ	88044	AN924-4J	• Nut, Plain, Hexagon .....	1
24	PAOZZ	80205	NAS1149D0716J	• Washer, Flat .....	1
25	PAOZZ	8V613	HS4555-4	• Nipple, Quick-Discon .....	1
26	PAOZZ	88044	AN924-6D	• Nut, Plain, Hexagon .....	1
27	PAOZZ	80205	NAS1149D0916J	• Washer, Flat .....	1
28	PAOZZ	8V613	HS4574-6	• Coupling Half, Quick .....	1
END OF FIGURE					

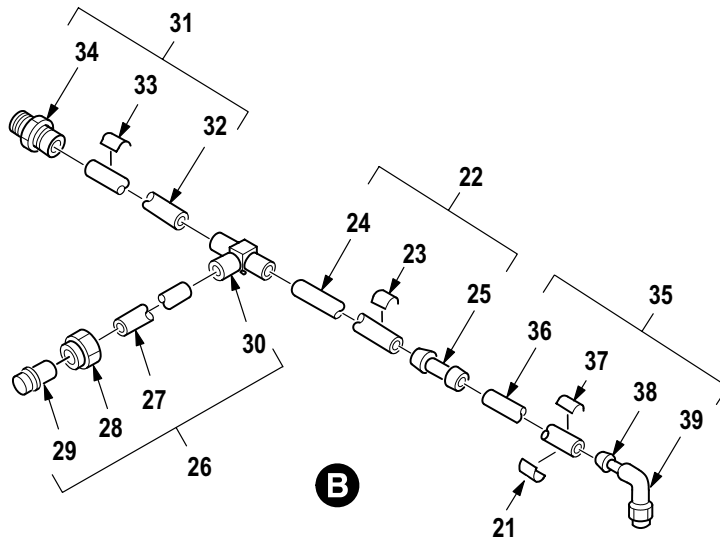
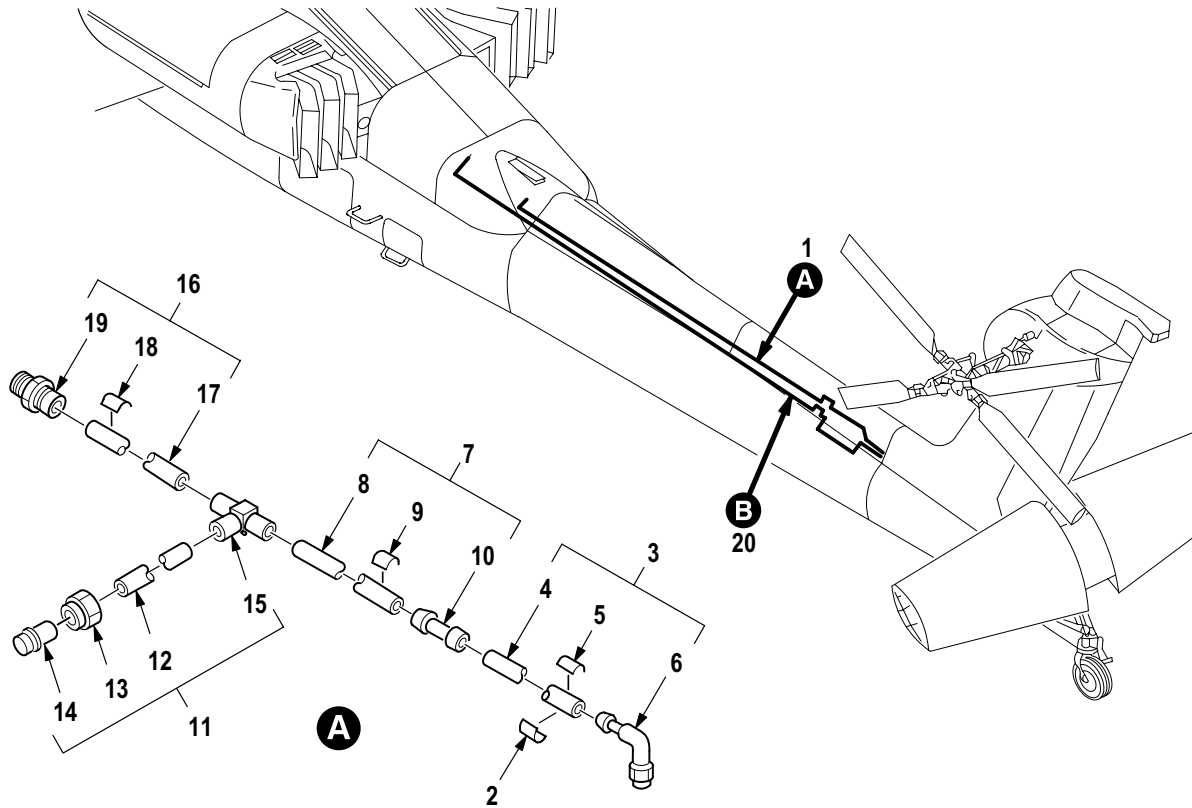


M09-553C

Figure 349. Group 07 Hydraulic System Installation, AFT Tailboom (RH Side)  
7-31 180001



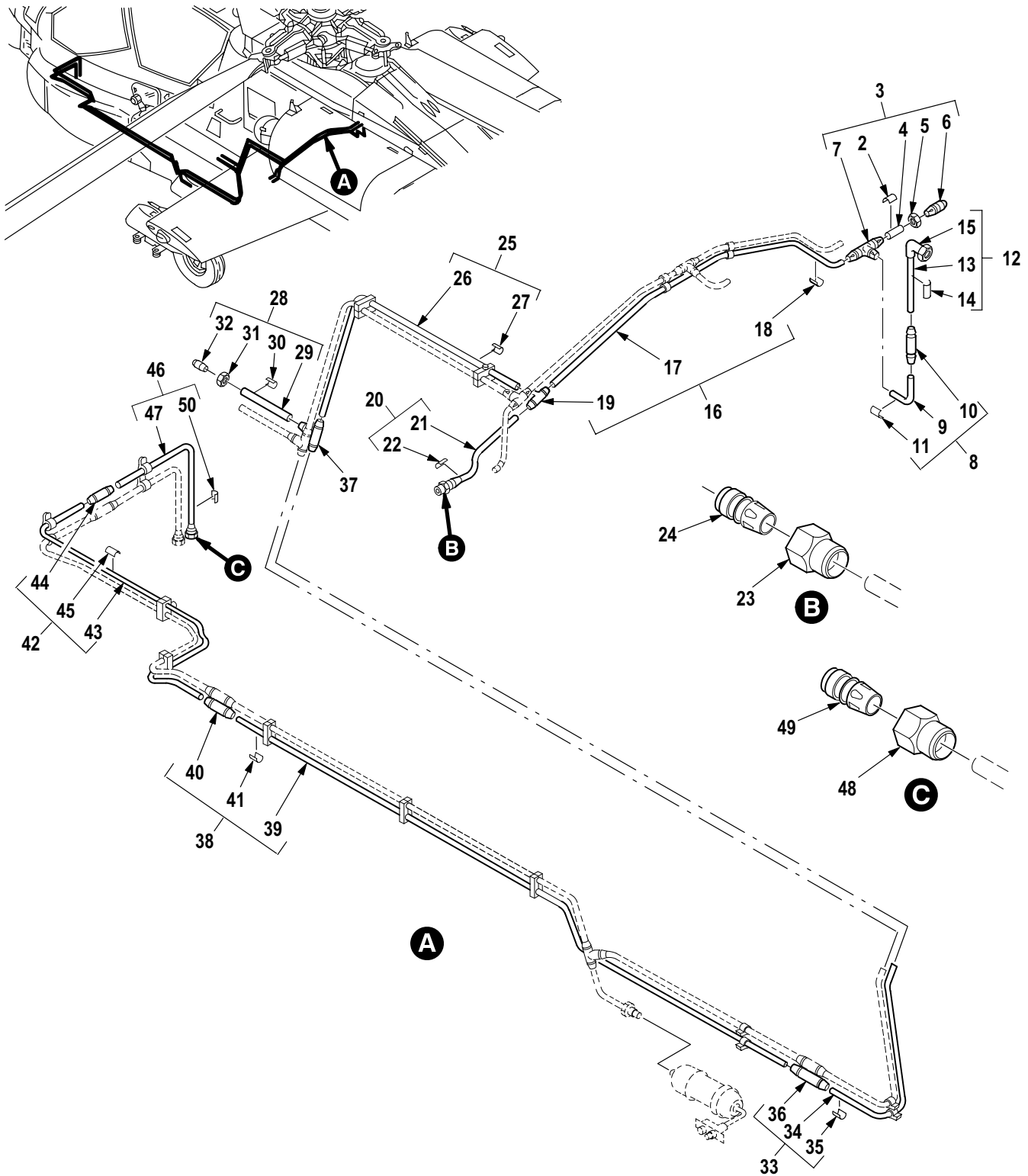
(1) ITEM NO.	(2) SMR CODE	(3) CAGE	(4) PART NUMBER	(5) DESCRIPTION AND USABLE ON CODE (UOC)	(6) QTY
				Group 07 Hydraulic/Pneumatic Systems Fig. 349 Hydraulic System Installation, AFT Tailboom (RH Side) 7-31 1800001	
1	PAOZZ	80205	NAS1801-3-6	• Screw, Machine .....	16
2	PAOZZ	80205	NAS1149D0316J	• Washer, Flat .....	36
3	PAOZZ	96906	MS9349-05	• Clamp, Loop .....	14
4	PAOZZ	80205	NAS1801-3-16	• Screw, Machine .....	14
5	XDOZZ	80205	NAS43DD3-35	• Spacer, Sleeve .....	14
6	PAOZZ	96906	MS9349-03	• Clamp, Loop .....	14
7	PAOZZ	80205	NAS1801-3-8	• Screw, Machine .....	4
8	PAOZZ	02731	HS4218H12NB	• Clamp, Loop .....	1
9	PAOZZ	96906	MS21916J6-4	• Reducer, Boss .....	2
10	PAOZZ	81349	M83248/1-906	• Packing, Preformed .....	2
11	PAOZZ	02731	7-21 1820030	• Valve, Solenoid .....	1
12	PAOZZ	80205	NAS1801-3-9	• Screw, Machine .....	2
13	PAOZZ	02731	HS4501SS06NB	• Clamp, Loop .....	2
14	PAOZZ	80205	NAS1149D0363J	• Washer, Flat .....	4
15	PAOZZ	02731	HS4501SS04NB	• Clamp, Loop .....	2
16	PAOZZ	02731	HS4922-01-12-12	• Clamp, Loop .....	2
17	PAOZZ	96906	MS24423-4	• Valve, Check .....	1
18	PAOZZ	81349	M83248/1-904	• Packing, Preformed .....	3
19	PAOZZ	96906	MS21902J4	• Nipple, Boss .....	2
20	PAOZZ	02731	7-21 1820306	• Valve, Solenoid .....	1
21	PAOZZ	02731	HS4575-6	• Coupling Half, Quick .....	1
22	PAOZZ	02731	7-31 1830114	• Hose Assembly, Nonme .....	1
23	PAOZZ	8V613	HS4556-4	• Coupling Assembly, Quick .....	1
24	PAOZZ	02731	7-31 1830105	• Hose Assembly, Nonme .....	1
END OF FIGURE					



M09-529B

Figure 350. Group 07 Utility Pressure and Return Tube Assembly  
7-31 1800001

(1) ITEM NO.	(2) SMR CODE	(3) CAGE	(4) PART NUMBER	(5) DESCRIPTION AND USABLE ON CODE (UOC)	(6) QTY
				Group 07 Hydraulic/Pneumatic Systems Fig. 350 Utility Pressure and Return Tube Assembly 7-31 1800001	
1	MFOFF	02731	7-31 1830317	• Tube Assy, Metal .....	1
2	XDOZZ	02731	HS4367-2	•• Plate, Identificatio .....	1
3	XCOOO	02731	7-31 1830411-7	•• Tube Assy, Metal .....	1
4	MFOZZ	02731	7-31 1830411-5	••• Tube .....	1
5	XDOZZ	02731	HS4367-2	••• Plate, Identificatio .....	1
6	PAOZZ	02731	HS4519-4	••• Elbow, Tube .....	1
7	MFOFF	02731	7-31 1830318-5	•• Tube Assy, Metal .....	1
8	MFFZZ	02731	7-31 1830318-7	••• Tube .....	1
9	XDOZZ	02731	HS4367-2	••• Plate, Identificatio .....	1
10	PAOZZ	02731	HS4517-4	••• Union, Tube .....	1
11	XCOOO	02731	7-31 1830319	•• Tube Assy, Metal .....	1
12	MFFZZ	02731	7-31 1830319-3	••• Tube .....	1
13	PAOZZ	02731	HS4515-4	••• Nut, Plain, Hexagon .....	1
14	PAOZZ	02731	HS4516-4	••• Sleeve, Clinch, Tube .....	1
15	PAOZZ	02731	HS4524-4	••• Tee, Tube .....	1
16	MFOFF	02731	7-31 1830320	•• Tube Assy, Metal .....	1
17	MFFZZ	02731	7-31 1830320-3	••• Tube .....	1
18	XDOZZ	02731	HS4367-2	••• Plate, Identificatio .....	1
19	PAOZZ	8V613	HS4523-4	••• Coupling, Tube .....	1
20	MFOFF	02731	7-31 1830335-3	• Tube Assy, Metal .....	1
21	XDOZZ	02731	HS4367-2	•• Plate, Identificatio .....	1
22	XCOOO	02731	7-31 1830336	•• Tube Assy, Metal .....	1
23	XDOZZ	02731	HS4367-2	••• Plate, Identificatio .....	1
24	MFFZZ	02731	7-31 1830336-3	••• Tube .....	1
25	XDOZZ	02731	HS4517-6D	••• Coupling, Tube .....	1
26	XCOOO	02731	7-31 1830337-7	•• Tube Assy, Metal .....	1
27	MFFZZ	02731	7-31 1830337-5	••• Tube .....	1
28	PAOZZ	02731	HS4515-4D	••• Nut, Plain, Hexagon .....	1
29	PAOZZ	02731	HS4516-4D	••• Sleeve, Clinch, Tube .....	1
30	PAOZZ	02731	HS4525-060604D	••• Tee, Tube .....	1
31	XCOOO	02731	7-31 1830338-7	•• Tube Assy, Metal .....	1
32	XAFZZ	02731	7-31 1830338-5	••• Tube .....	1
33	XDOZZ	02731	HS4367-2	••• Plate, Identificatio .....	1
34	PAOZZ	8V613	HS4523-6D	••• Coupling, Tube .....	1
35	XCOOO	02731	7-31 1830339	•• Tube Assy, Metal .....	1
36	MFFZZ	02731	7-31 1830339-3	••• Tube .....	1
37	XDOZZ	02731	HS4367-2	••• Plate, Identificatio .....	1
38	PAOZZ	02731	HS4515-6D	••• Nut, Plain, Hexagon .....	1
39	PAOZZ	02731	HS4516-6D	••• Coupling Body, Tube .....	1
END OF FIGURE					



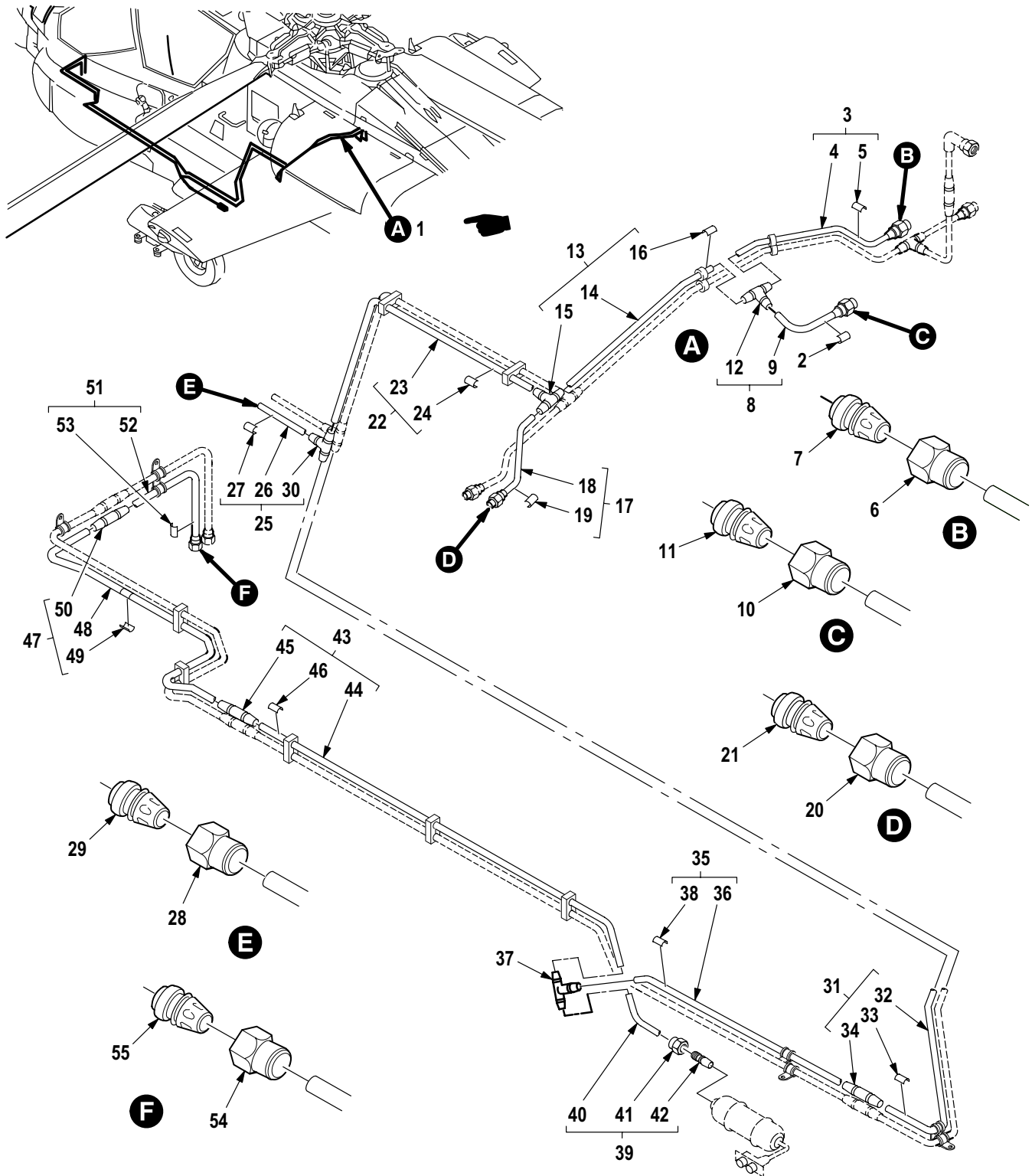
M09-160E

Figure 351. Group 07 Utility Auxiliary Pressure and Return Tube Assembly (Part 1)  
7-31 1800001

(1) ITEM NO.	(2) SMR CODE	(3) CAGE	(4) PART NUMBER	(5) DESCRIPTION AND USABLE ON CODE (UOC)	(6) QTY
				Group 07 Hydraulic/Pneumatic Systems Fig. 351 Utility Auxiliary Pressure and Return Tube Assembly (Part 1) 7-31 1800001	
1	XCOOO	02731	7-31 1830360	• Tube Assy, Metal (Not Illustrated-Installation Drawing) .....	1
2	XDOZZ	02731	HS4367-2	•• Plate, Identificatio .....	1
3	MFOFF	02731	7-31 1830364	•• Tube Assy, Metal .....	1
4	MFFZZ	02731	7-31 1830364-3	••• Tube .....	1
5	PAOZZ	02731	HS4515-6	••• Nut, Plain, Hexagon .....	1
6	PAOZZ	02731	HS4516-6	••• Sleeve, Clinch, Tube .....	1
7	PAOZZ	02731	HS4524-6	••• Tee, Tube .....	1
8	MFOFF	02731	7-31 1830404	•• Tube Assy, Metal .....	1
9	MFFZZ	02731	7-31 1830404-3	••• Tube .....	1
10	PAOZZ	8V613	HS4517-6	••• Coupling, Tube .....	1
11	XDOZZ	02731	HS4367-2	••• Plate, Identificatio .....	1
12	MFOFF	02731	7-31 1830361-7	•• Tube Assy, Metal .....	1
13	MFFZZ	02731	7-31 1830361-5	••• Tube .....	1
14	XDOZZ	02731	HS4367-2	••• Plate, Identificatio .....	1
15	PAOZZ	02731	HS4519-6	••• Elbow, Tube .....	1
16	MFOFF	02731	7-31 1830362	•• Tube Assy, Metal .....	1
17	MFFZZ	02731	7-31 1830362-3	••• Tube .....	1
18	XDOZZ	02731	HS4367-2	••• Plate, Identificatio .....	1
19	PAOZZ	02731	HS4524-6	••• Tee, Tube .....	1
20	MFOFF	02731	7-31 1830365	•• Tube Assy, Metal .....	1
21	MFFZZ	02731	7-31 1830365-3	••• Tube .....	1
22	XDOZZ	02731	HS4367-2	••• Plate, Identificatio .....	1
23	PAOZZ	02731	HS4515-6	••• Nut, Plain, Hexagon .....	1
24	PAOZZ	02731	HS4516-6	••• Sleeve, Clinch, Tube .....	1
25	MFOFF	02731	7-31 1830363	•• Tube Assy, Metal .....	1
26	MFFZZ	02731	7-31 1830363-3	••• Tube .....	1
27	XDOZZ	02731	HS4367-2	••• Plate, Identificatio .....	1
28	MFOFF	02731	7-31 1830366-7	•• Tube Assy, Metal .....	1
29	MFFZZ	02731	7-31 1830366-5	••• Tube .....	1
30	XDOZZ	02731	HS4367-2	••• Plate, Identificatio .....	1
31	PAOZZ	02731	HS4515-4	••• Nut, Plain, Hexagon .....	1
32	PAOZZ	02731	HS4516-4	••• Sleeve, Clinch, Tube .....	1
33	MFOFF	02731	7-31 1830367	•• Tube Assy, Metal .....	1
34	MFFZZ	02731	7-31 1830367-3	••• Tube .....	1
35	XDOZZ	02731	HS4367-2	••• Plate, Identificatio .....	1
36	PAOZZ	14798	D10036-6	••• Coupling, Tube .....	1
37	PAOZZ	8V613	HS4525-060604	••• Tee, Tube .....	1
38	MFOFF	02731	7-31 1830368	•• Tube Assy, Metal .....	1
39	MFFZZ	02731	7-31 1830368-3	••• Tube .....	1
40	PAOZZ	14798	D10036-6	••• Coupling, Tube .....	1
41	XDOZZ	02731	HS4367-2	••• Plate, Identificatio .....	1
42	MFOFF	02731	7-31 1830405	•• Tube Assy, Metal .....	1
43	MFFZZ	02731	7-31 1830405-3	••• Tube .....	1
44	PAOZZ	14798	D10036-6	••• Coupling, Tube .....	1
45	XDOZZ	02731	HS4367-2	••• Plate, Identificatio .....	1
46	MFOFF	02731	7-31 1830369	•• Tube Assy, Metal .....	1
47	MFFZZ	02731	7-31 1830369-3	••• Tube .....	1

(1) ITEM NO.	(2) SMR CODE	(3) CAGE	(4) PART NUMBER	(5) DESCRIPTION AND USABLE ON CODE (UOC)	(6) QTY
48	PAOZZ	02731	HS4515-6	... Nut, Plain, Hexagon .....	1
49	PAOZZ	02731	HS4516-6	... Sleeve, Clinch, Tube .....	1
50	XDOZZ	02731	HS4367-2	... Plate, Identificatio .....	1
END OF FIGURE					





M09-1218D

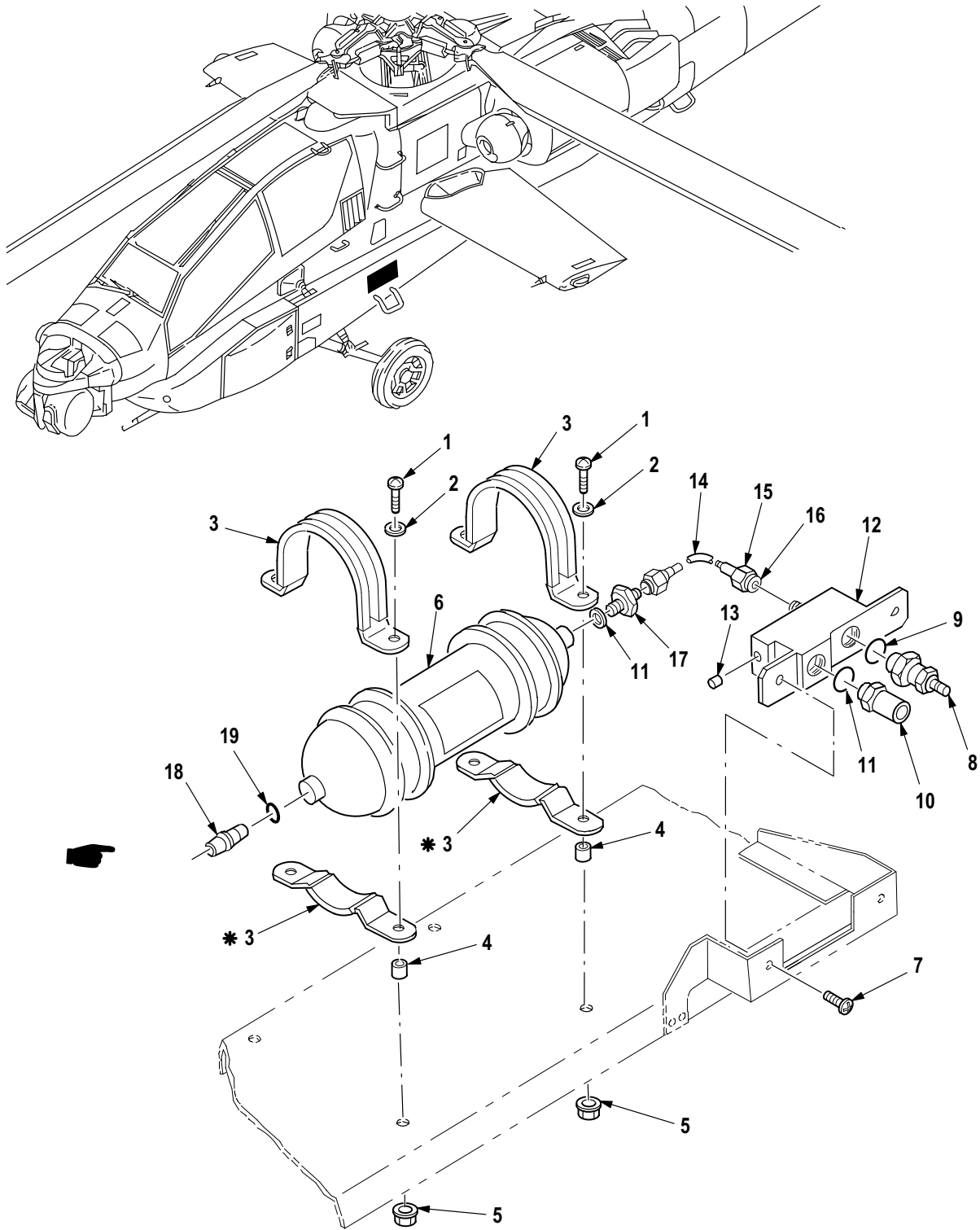
Figure 352. Group 07 Utility Auxiliary Pressure and Return Tube Assembly (Part 2)  
7-31 180001



(1) ITEM NO.	(2) SMR CODE	(3) CAGE	(4) PART NUMBER	(5) DESCRIPTION AND USABLE ON CODE (UOC)	(6) QTY
				Group 07 Hydraulic/Pneumatic Systems Fig. 352 Utility Auxiliary Pressure and Return Tube Assembly (Part 2) 7-31 1800001	
1	MFOFF	02731	7-31 1830370-3	• Tube Assy, Metal .....	1
2	XDOZZ	02731	HS4367-2	•• Plate, Identificatio .....	1
3	MFOFF	02731	7-31 1830376	•• Tube Assy, Metal .....	1
4	MFFZZ	02731	7-31 1830376-3	••• Tube .....	1
5	XDOZZ	02731	HS4367-2	••• Plate, Identificatio .....	1
6	PAOZZ	02731	HS4515-6D	••• Nut, Plain, Hexagon .....	1
7	PAOZZ	02731	HS4516-6D	••• Coupling Body, Tube .....	1
8	MFOFF	02731	7-31 1830379	•• Tube Assy, Metal .....	1
9	MFFZZ	02731	7-31 1830379-3	••• Tube .....	1
10	PAOZZ	02731	HS4515-6D	••• Nut, Plain, Hexagon .....	1
11	PAOZZ	02731	HS4516-6D	••• Coupling Body, Tube .....	1
12	PAOZZ	02731	HS4524-6D	••• Tee, Tube .....	1
13	MFOFF	02731	7-31 1830378	•• Tube Assy, Metal .....	1
14	MFFZZ	02731	7-31 1830378-3	••• Tube .....	1
15	PAOZZ	02731	HS4524-6D	••• Tee, Tube .....	1
16	XDOZZ	02731	HS4367-2	••• Plate, Identificatio .....	1
17	MFOFF	02731	7-31 1830375	•• Tube Assy, Metal .....	1
18	MFFZZ	02731	7-31 1830375-3	••• Tube .....	1
19	XDOZZ	02731	HS4367-2	••• Plate, Identificatio .....	1
20	PAOZZ	02731	HS4515-6D	••• Nut, Plain, Hexagon .....	1
21	PAOZZ	02731	HS4516-6D	••• Coupling Body, Tube .....	1
22	XCOOO	02731	7-31 1830377	•• Tube Assy, Metal .....	1
23	MFFZZ	02731	7-31 1830377-3	••• Tube .....	1
24	XDOZZ	02731	HS4367-2	••• Plate, Identificatio .....	1
25	MFOFF	02731	7-31 1830374-7	•• Tube Assy, Metal .....	1
26	MFFZZ	02731	7-31 1830374-5	••• Tube .....	1
27	XDOZZ	02731	HS4367-2	••• Plate, Identificatio .....	1
28	PAOZZ	02731	HS4515-6D	••• Nut, Plain, Hexagon .....	1
29	PAOZZ	02731	HS4516-6D	••• Coupling Body, Tube .....	1
30	PAOZZ	02731	HS4524-6D	••• Tee, Tube .....	1
31	MFOFF	02731	7-31 1830373	•• Tube Assy, Metal .....	1
32	MFFZZ	02731	7-31 1830373-3	••• Tube .....	1
33	XDOZZ	02731	HS4367-2	••• Plate, Identificatio .....	1
34	XDOZZ	02731	HS4517-6D	••• Coupling, Tube .....	1
35	XDOOO	02731	7-31 1830416	•• Tube Assy, Metal .....	1
36	XAOZZ	02731	7-31 1830416-3	••• Tube .....	1
37	PAOZZ	02731	HS4524-6D	••• Tee, Tube .....	1
38	XDOZZ	02731	HS4367-2	••• Plate, Identificatio .....	1
39	XDOOO	02731	7-31 1830417	•• Tube Assy, Metal .....	1
40	XAOZZ	02731	7-31 1830417-3	••• Tube .....	1
41	PAOZZ	02731	HS4515-6D	••• Nut, Plain, Hexagon .....	1
42	PAOZZ	02731	HS4516-6D	••• Coupling Body, Tube .....	1
43	XDOOO	02731	7-31 1830415	•• Tube Assy, Metal .....	1
44	XAOZZ	02731	7-31 1830415-3	••• Tube .....	1
45	XDOZZ	02731	HS4517-6D	••• Coupling, Tube .....	1
46	XDOZZ	02731	HS4367-2	••• Plate, Identificatio .....	1
47	MFOFF	02731	7-31 1830406	•• Tube Assy, Metal .....	1
48	MFFZZ	02731	7-31 1830406-3	••• Tube .....	1

(1) ITEM NO.	(2) SMR CODE	(3) CAGE	(4) PART NUMBER	(5) DESCRIPTION AND USABLE ON CODE (UOC)	(6) QTY
49	XDOZZ	02731	HS4367-2	... Plate, Identificatio .....	1
50	XDOZZ	02731	HS4517-6D	... Coupling, Tube .....	1
51	MFOFF	02731	7-31 1830371	.. Tube Assy, Metal .....	1
52	MFFZZ	02731	7-31 1830371-3	... Tube .....	1
53	XDOZZ	02731	HS4367-2	... Plate, Identificatio .....	1
54	PAOZZ	02731	HS4515-6D	... Nut, Plain, Hexagon .....	1
55	PAOZZ	02731	HS4516-6D	... Coupling Body, Tube .....	1
END OF FIGURE					



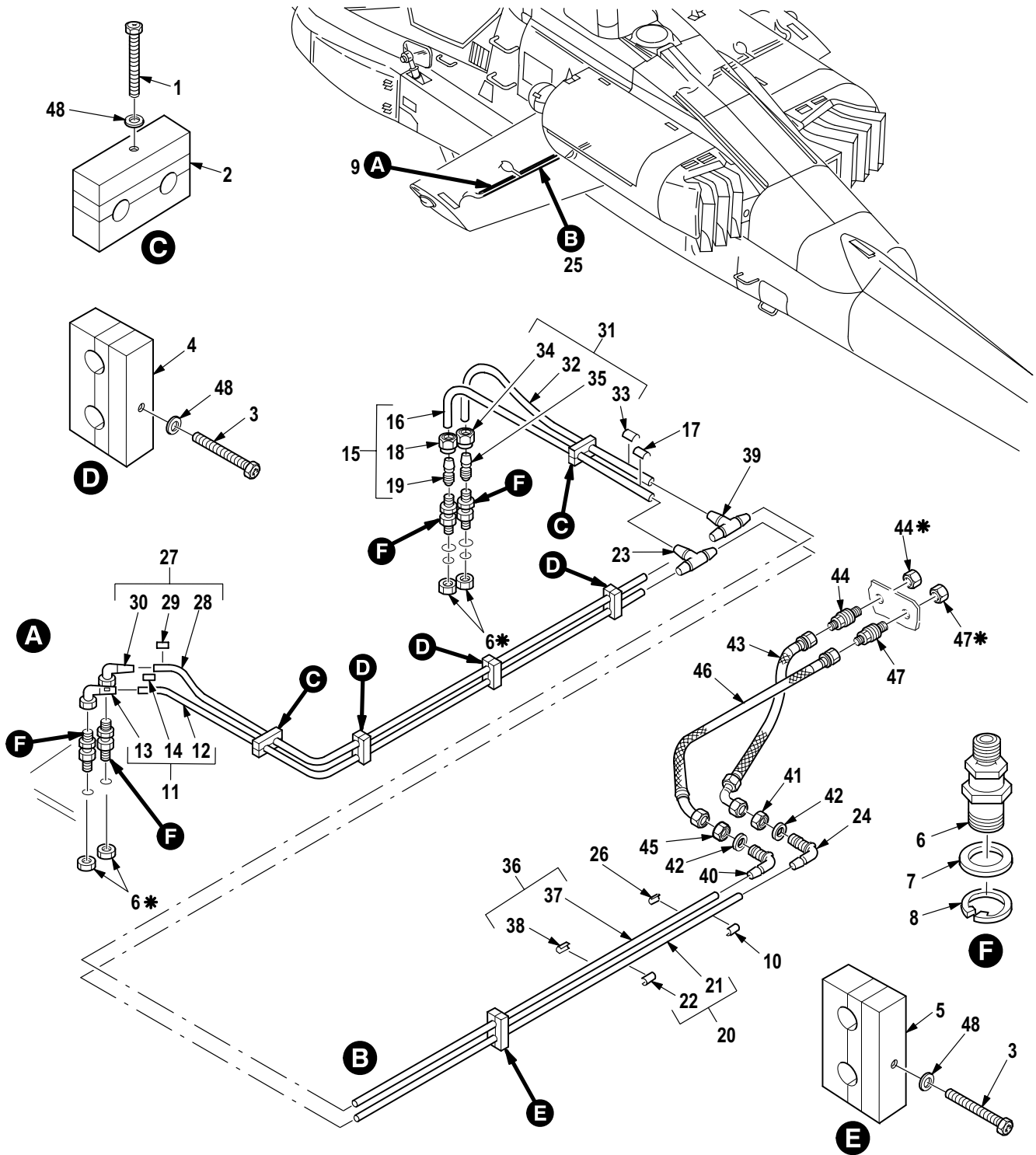


\* SUPPLIED WITH ATTACHED ITEM

M09-1134E

Figure 353. Group 07 Accumulator, Hydraulic Utility System  
7-31 1800001

(1) ITEM NO.	(2) SMR CODE	(3) CAGE	(4) PART NUMBER	(5) DESCRIPTION AND USABLE ON CODE (UOC)	(6) QTY
				Group 07 Hydraulic/Pneumatic Systems Fig. 353 Accumulator, Hydraulic Utility System 7-31 1800001	
1	PAOZZ	80205	NAS623-3-9	• Screw, Machine .....	4
2	PAOZZ	80205	NAS1149D0363K	• Washer, Flat .....	4
3	PAOZZ	02731	HS4181A40N	• Strap, Retaining .....	2
4	PAOZZ	80205	NAS43DD3-24N	• Spacer, Sleeve .....	4
5	PAOZZ	80205	MS21042-3	• Nut, Self-Locking, Ex .....	4
6	PAOZZ	02731	7-31 1810020	• Accumulator, Hydraul .....	1
7	PAOZZ	80205	NAS7703-1	• Screw, Machine .....	2
8	PAOZZ	96906	MS28889-2	• Valve, Pneumatic Tan .....	1
9	PAOZZ	96906	MS28775-015	• O-Ring .....	1
10	PAOZZ	02731	7-31 1800005	• Gage, Pressure, Dial .....	1
11	PAOZZ	96906	MS28778-4	• O-Ring .....	2
12	PAOZZ	02731	7-21 1830048	• Manifold, Accumulat .....	1
13	PAFZZ	02731	HS4100A2180	• Plug, Expansion .....	1
14	XDOOO	02731	7-31 1830418-5	• Tube Assy, Metal .....	1
15	PAOZZ	96906	MS21921-4D	• Nut, Tube Coupling .....	2
16	PAOZZ	96906	MS21922-4	• Sleeve, Clinch, Tube .....	2
17	PAOZZ	96906	MS21902D4	• Nipple, Boss .....	1
18	PAOZZ	96906	MS21916D8-6	• Reducer, Boss .....	1
19	PAOZZ	96906	MS28778-8	• O-Ring .....	1
END OF FIGURE					



\* SUPPLIED WITH ATTACHED ITEM

M09-083G

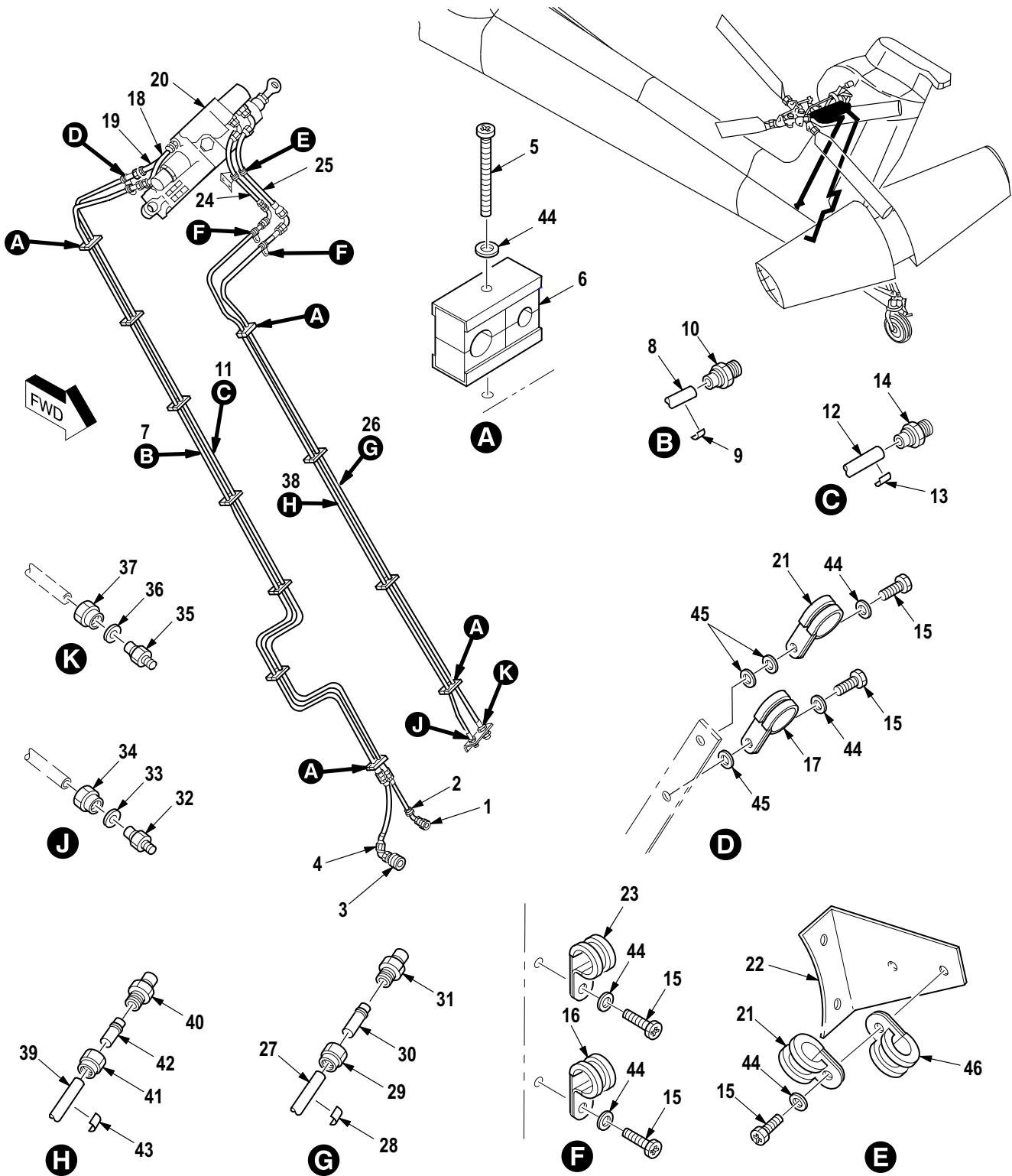
Figure 354. Group 07 Hydraulic System Installation (Wing)  
7-31 1800001

(1) ITEM NO.	(2) SMR CODE	(3) CAGE	(4) PART NUMBER	(5) DESCRIPTION AND USABLE ON CODE (UOC)	(6) QTY
				Group 07 Hydraulic/Pneumatic Systems Fig. 354 Hydraulic System Installation (Wing) 7-31 1800001	
1	PAOZZ	80205	NAS1801-3-20	• Screw, Machine . . . . .	2
2	PAOZZ	02731	7-21 1830053-5	• Clamp, Block, Line Su . . . . .	2
3	PAOZZ	80205	NAS1801-3-26	• Screw, Machine . . . . .	4
4	PAOZZ	02731	7-31 1830072	• Clamp Block, Line, Hy . . . . .	3
5	PAOZZ	02731	7-31 1830071	• Clamp Block, Line, Hy . . . . .	1
6	PAOOO	8V613	HS4872-4	• Coupling Half, Self- . . . . .	4
7	PAOZZ	96906	MS28775-01 1	•• Packing, Preformed . . . . .	1
8	PAOZZ	00624	22559-1 1	•• Retainer, Packing . . . . .	1
9	MFOFF	02731	7-31 1830380	• Tube Assy, Metal LH . . . . .	1
9	MFOFF	02731	7-31 1830390	• Tube Assy, Metal RH . . . . .	1
10	XDOZZ	02731	HS4367-2	•• Plate, Identificatio . . . . .	1
11	MFOFF	02731	7-31 1830383	•• Tube Assy, Metal LH . . . . .	1
11	MFOFF	02731	7-31 1830393	•• Tube Assy, Metal RH . . . . .	1
12	MFFZZ	02731	7-31 1830383-3	••• Tube (U/O P/N 7-311830383) . . . . .	1
12	MFFZZ	02731	7-31 1830393-3	••• Tube (U/O P/N 7-311830393) . . . . .	1
13	PAOZZ	02731	HS4519-4	••• Elbow, Tube . . . . .	1
14	XDOZZ	02731	HS4367-2	••• Plate, Identificatio . . . . .	1
15	MFOFF	02731	7-31 1830382	•• Tube Assy, Metal LH . . . . .	1
15	MFOFF	02731	7-31 1830392	•• Tube Assy, Metal RH . . . . .	1
16	MFFZZ	02731	7-31 1830382-3	••• Tube (U/O P/N 7-311830382) . . . . .	1
16	MFFZZ	02731	7-31 1830392-3	••• Tube (U/O P/N 7-311830392) . . . . .	1
17	XDOZZ	02731	HS4367-2	••• Plate, Identificatio . . . . .	1
18	PAOZZ	02731	HS4515-4	••• Nut, Plain, Hexagon . . . . .	1
19	PAOZZ	02731	HS4516-4	••• Sleeve, Clinch, Tube . . . . .	1
20	MFOFF	02731	7-31 1830381	•• Tube Assy, Metal LH . . . . .	1
20	MFOFF	02731	7-31 1830391	•• Tube Assy, Metal RH . . . . .	1
21	MFFZZ	02731	7-31 1830381-3	••• Tube (U/O P/N 7-311830381) . . . . .	1
21	MFFZZ	02731	7-31 1830391-3	••• Tube (U/O P/N 7-311830391) . . . . .	1
22	XDOZZ	02731	HS4367-2	••• Plate, Identificatio . . . . .	1
23	PAOZZ	8V613	D10023-060404	••• Tee, Tube . . . . .	1
24	PAOZZ	02731	HS5126-0006	••• Elbow, Tube . . . . .	1
25	MFOFF	02731	7-31 1830385	• Tube Assy, Metal LH . . . . .	1
25	MFOFF	02731	7-31 1830395	• Tube Assy, Metal RH . . . . .	1
26	XDOZZ	02731	HS4367-2	•• Plate, Identificatio . . . . .	1
27	MFOFF	02731	7-31 1830388	•• Tube Assy, Metal LH . . . . .	1
27	MFOFF	02731	7-31 1830398	•• Tube Assy, Metal RH . . . . .	1
28	MFFZZ	02731	7-31 1830388-3	••• Tube (U/O P/N 7-311830388) . . . . .	1
28	MFFZZ	02731	7-31 1830398-3	••• Tube (U/O P/N 7-311830398) . . . . .	1
29	XDOZZ	02731	HS4367-2	••• Plate, Identificatio . . . . .	1
30	PAOZZ	02731	HS4519-4D	••• Elbow, Tube . . . . .	1
31	MFOFF	02731	7-31 1830387	•• Tube Assy, Metal LH . . . . .	1
31	MFOFF	02731	7-31 1830397	•• Tube Assy, Metal RH . . . . .	1
32	MFFZZ	02731	7-31 1830387-3	••• Tube (U/O P/N 7-311830387) . . . . .	1
32	MFFZZ	02731	7-31 1830397-3	••• Tube (U/O P/N 7-311830397) . . . . .	1
33	XDOZZ	02731	HS4367-2	••• Plate, Identificatio . . . . .	1
34	PAOZZ	02731	HS4515-4D	••• Nut, Plain, Hexagon . . . . .	1
35	PAOZZ	02731	HS4516-4D	••• Sleeve, Clinch, Tube . . . . .	1
36	MFOFF	02731	7-31 1830386	•• Tube Assy, Metal LH . . . . .	1
36	MFOFF	02731	7-31 1830396	•• Tube Assy, Metal RH . . . . .	1

(1) ITEM NO.	(2) SMR CODE	(3) CAGE	(4) PART NUMBER	(5) DESCRIPTION AND USABLE ON CODE (UOC)	(6) QTY
37	MFFZZ	02731	7-31 1830386-3	... Tube (U/O P/N 7-311830386) .....	1
37	MFFZZ	02731	7-31 1830396-3	... Tube (U/O P/N 7-311830396) .....	1
38	XDOZZ	02731	HS4367-2	... Plate, Identificatio .....	1
39	PAOZZ	8V613	HS4525-060404D	... Tee, Tube .....	1
40	PAOZZ	02731	HS5126D0006	... Elbow, Tube .....	1
41	PAOZZ	81352	AN924-6J	• Nut, Plain, Hexagon .....	2
42	PAOZZ	80205	NAS1149D0916J	• Washer, Flat .....	2
43	PAOZZ	02731	7-31 1830102-3	• Hose Assembly, Nonme .....	2
44	PAOZZ	8V613	HS4556-6	• Coupling Assembly, Q .....	2
45	PAOZZ	88044	AN924-6D	• Nut, Plain, Hexagon .....	2
46	PAOZZ	02731	7-31 1830101-9	• Hose Assembly, Nonme .....	2
47	PAOZZ	02731	HS4575-6	• Coupling Half, Quick .....	2
48	PAOZZ	80205	NAS1149D0316J	• Washer, Flat .....	6
END OF FIGURE					







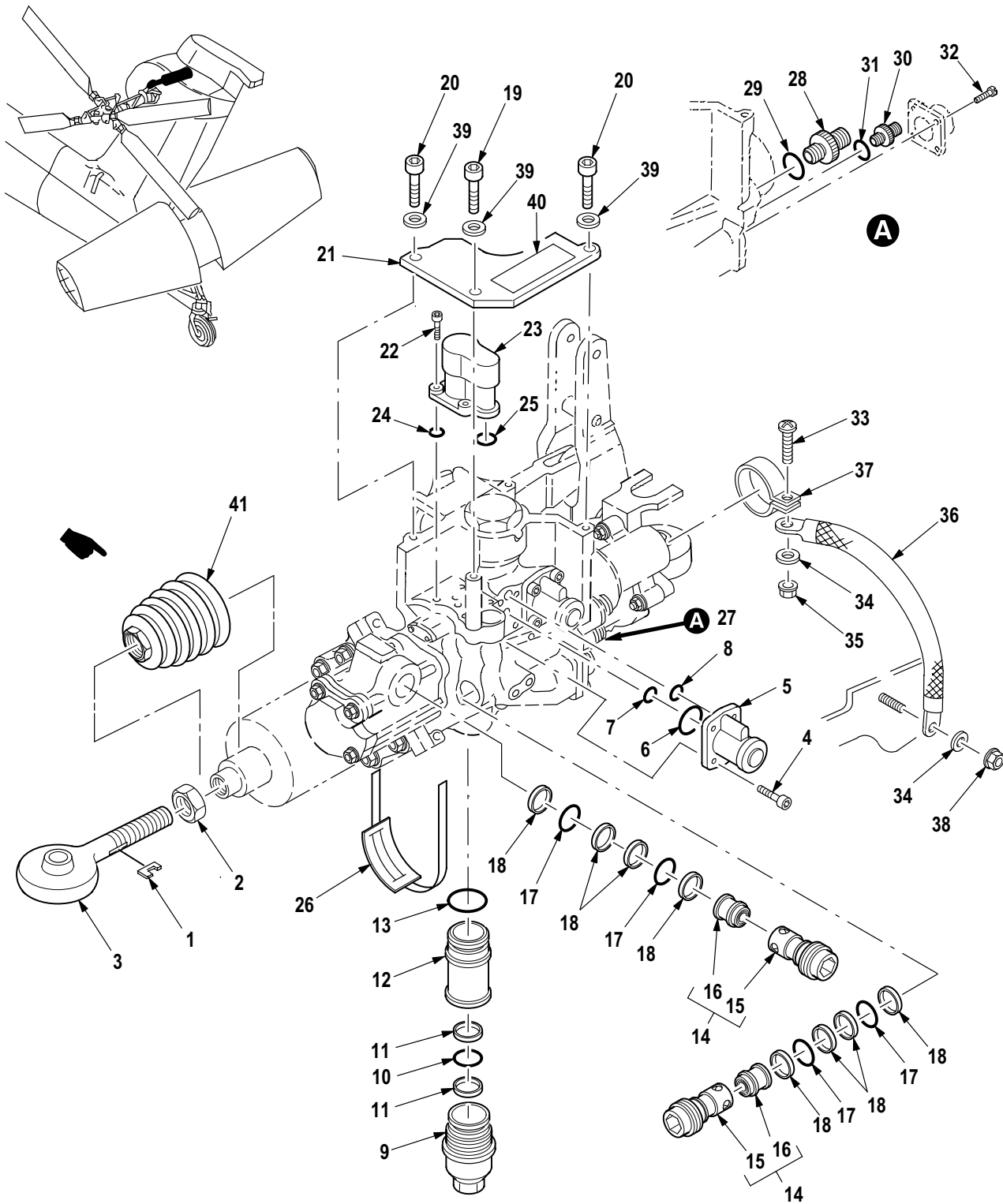
M09-165E

Figure 355. Group 07 Hydraulic System Installation (Vertical Stabilizer)  
7-31 1800001

(1) ITEM NO.	(2) SMR CODE	(3) CAGE	(4) PART NUMBER	(5) DESCRIPTION AND USABLE ON CODE (UOC)	(6) QTY
				Group 07 Hydraulic/Pneumatic Systems Fig. 355 Hydraulic System Installation (Vertical Stabilizer) 7-31 1800001	
1	PAOZZ	8V613	HS4556-4	• Coupling Assembly, Quick .....	1
2	PAOZZ	02731	7-31 1830103-7	• Hose Assembly, Nonme .....	1
2	PAOZZ	02731	7-31 1830103-13	• Hose Assembly, Nonme A/C With MWO 1-1520-238-55-11 Incorporated ....	1
3	PAOZZ	02731	HS4575-6	• Coupling Half, Quick .....	1
4	PAOZZ	02731	7-31 1830110	• Hose Assembly, Nonme .....	1
4	PAOZZ	02731	7-31 1830111-7	• Hose Assembly, Nonme A/C With MWO 1-1520-238-55-11 Incorporated .....	1
5	PAOZZ	80205	NAS1801-3-20	• Screw, Machine .....	11
6	PAOZZ	02731	7-21 1830051	• Clamp Block, Hydraul .....	11
7	MFOFF	02731	7-31 1830223-7	• Tube Assy, Pri Sys .....	1
8	XAOZZ	02731	7-31 1830223-5	•• Tube .....	1
9	XDOZZ	02731	HS4367-2	•• Plate, Identificatio .....	1
10	PAOZZ	8V613	HS4523-6D	•• Coupling, Tube .....	1
11	MFOFF	02731	7-31 1830212	• Tube Assy, Pri Sys .....	1
12	XAOZZ	02731	7-31 1830212-3	•• Tube .....	1
13	XDOZZ	02731	HS4367-2	•• Plate, Identificatio .....	1
14	PAOZZ	8V613	HS4523-4	•• Coupling, Tube .....	1
15	PAOZZ	80205	NAS1801-3-8	• Screw, Machine .....	6
16	PAOZZ	02731	HS4501SS06NB	• Clamp, Loop .....	1
17	PAOZZ	02731	HS4501SS05NB	• Clamp, Loop .....	1
18	PAOZZ	02731	7-31 1830111	• Hose Assembly, Nonme .....	1
19	PAOZZ	02731	7-31 1830103-5	• Hose Assembly, Nonme .....	2
20	PAODD	02731	7-31 1820014-15	• Servocylinder Assy (See Fig. 356 for Breakdown) (Usbl Eff 88-0200 and Subs) .....	1
20	PAODD	02731	7-31 1820014-17	• Servocylinder Assy (See Fig. 356 for Breakdown) (Usbl Eff 82-23355 thru 88-0199) .....	1
20	PAODD	02731	7-31 1820014-21	• Servocylinder Assy (See Fig. 356 for Breakdown) (Usbl Eff 88-0200 and Subs) (Two/way interchangeable with 7-311820014-15) ....	1
21	PAOZZ	02731	HS4501SS08NB	• Clamp, Loop .....	2
22	PAOZZ	02731	7-31 1830068	• Bracket, Hose Suppor .....	1
23	PAOZZ	02731	HS4501SS04NB	• Clamp, Loop .....	1
24	PAOZZ	02731	7-31 1830104	• Hose Assembly, Nonme .....	1
25	PAOZZ	02731	7-31 1830112	• Hose Assembly, Nonme .....	1
26	MFOFF	02731	7-31 1830334	• Tube Assy, Metal .....	1
27	MFFZZ	02731	7-31 1830334-3	•• Tube .....	1
28	XDOZZ	02731	HS4367-2	•• Plate, Identificatio .....	1
29	PAOZZ	02731	HS4515-6D	•• Nut, Plain, Hexagon .....	1
30	PAOZZ	02731	HS4516-6D	•• Coupling Body, Tube .....	1
31	PAOZZ	8V613	HS4523-6D	•• Coupling, Tube .....	1
32	PAOZZ	8V613	HS4555-4	• Nipple, Quick-Discon .....	1
33	PAOZZ	80205	NAS1149D0716J	• Washer, Flat .....	1
34	PAOZZ	88044	AN924-4J	• Nut, Plain, Hexagon .....	1
35	PAOZZ	8V613	HS4574-6	• Coupling Half, Quick .....	1
36	PAOZZ	80205	NAS1149D0916J	• Washer, Flat .....	1
37	PAOZZ	88044	AN924-6D	• Nut, Plain, Hexagon .....	1
38	MFOFF	02731	7-31 1830322	• Tube Assy, Metal .....	1
39	MFFZZ	02731	7-31 1830322-3	•• Tube .....	1

(1) ITEM NO.	(2) SMR CODE	(3) CAGE	(4) PART NUMBER	(5) DESCRIPTION AND USABLE ON CODE (UOC)	(6) QTY
40	PAOZZ	8V613	HS4523-4	• • Coupling, Tube .....	1
41	PAOZZ	02731	HS4515-4	• • Nut, Plain, Hexagon .....	1
42	PAOZZ	02731	HS4516-4	• • Sleeve, Clinch, Tube .....	1
43	XDOZZ	02731	HS4367-2	• • Plate, Identificatio .....	1
44	PAOZZ	80205	NAS1149D0316J	• Washer, Flat .....	18
45	PAOZZ	80205	NAS1149D0363J	• Washer, Flat .....	3
46	PAOZZ	02731	HS4501-SS10NB	• Clamp, Loop .....	1
END OF FIGURE					

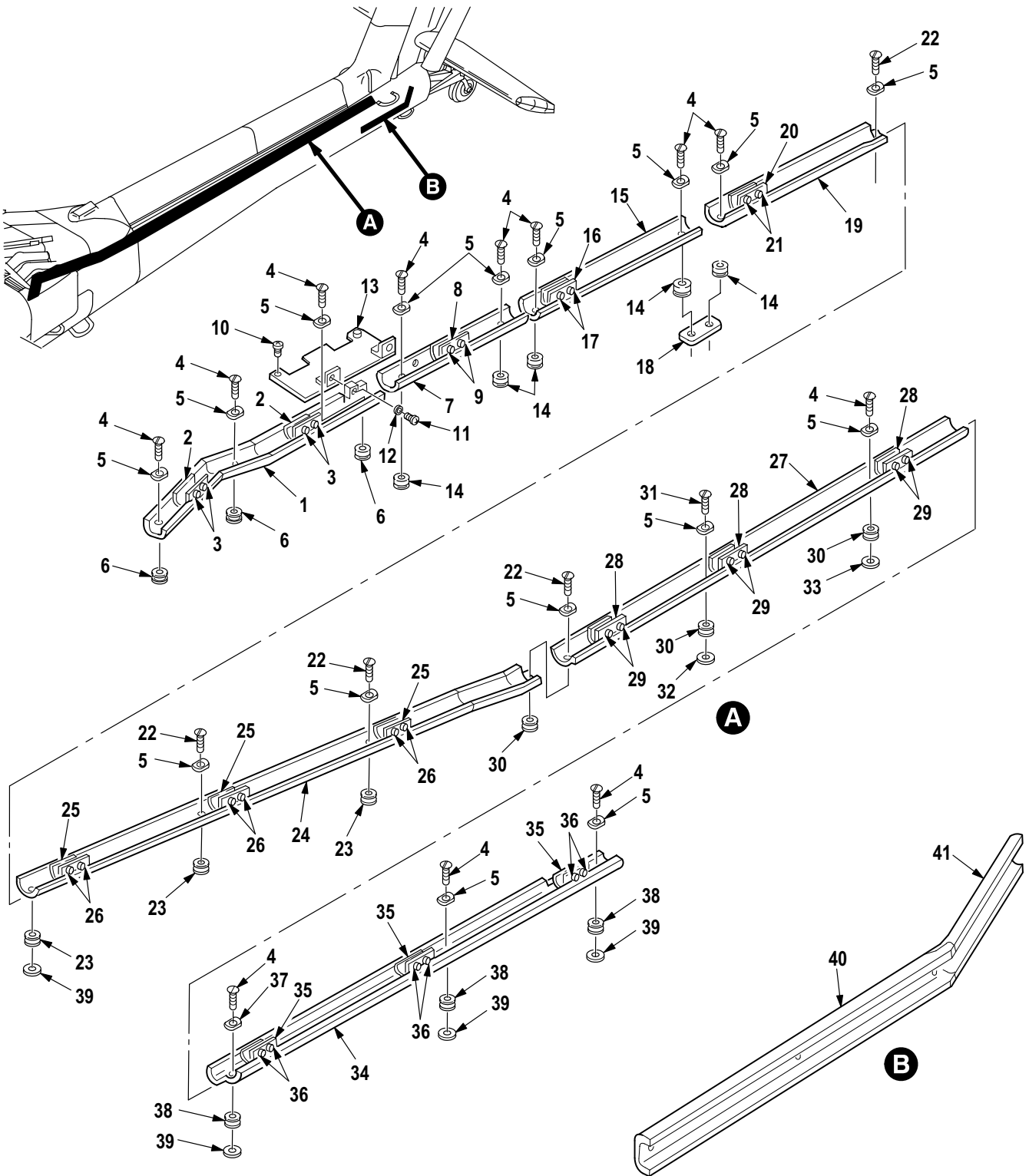




M09-554H

Figure 356. Group 07 Servocylinder, Tail Rotor (Valves and Filters)  
 7-31 1820014-17 (Usbl Eff 82-23355 thru 88-0199) 7-31 1820014-15 (Usbl Eff 88-0200 and Subs)  
 7-31 1820014-21 (Usbl Eff 88-0200 and Subs) (Tw0/way interchangeable with 7-31 1820014-15)

(1) ITEM NO.	(2) SMR CODE	(3) CAGE	(4) PART NUMBER	(5) DESCRIPTION AND USABLE ON CODE (UOC)	(6) QTY
				Group 07 Hydraulic/Pneumatic Systems Fig. 356 Servocylinder, Tail Rotor (Valves and Filters) 7-31 1820014-17 (Usbl Eff 82-23355 thru 88-0199) 7-31 1820014-15 (Usbl Eff 88-0200 and Subs) 7-31 1820014-21 (Usbl Eff 88-0200 and Subs) (Two way interchangeable with 7-311820-15) See Fig. 355 for NHA	
1	PAOZZ	80205	NAS559-5	• Lock, Rod End . . . . .	1
2	PAOZZ	80205	NAS509-12	• Nut, Plain, Hexagon . . . . .	1
3	PAOZZ	82106	289332-5	• Connector, Rod End . . . . .	1
4	PAOZZ	80205	NAS1351-3LE8P	• Screw, Cap, Socket He . . . . .	8
5	PAOZZ	82106	300500-1003	• Valve, Solenoid . . . . .	2
6	PAOZZ	02697	5-181N756-75	• O-Ring . . . . .	2
7	PAOZZ	02697	5-125N702-90	• O-Ring . . . . .	2
8	PAOZZ	02697	5-180L1 120-70	• O-Ring . . . . .	2
9	PAOZZ	82106	93398-7	• Cap, Filter Ring . . . . .	1
10	PAOZZ	96906	MS28775-022	• O-Ring . . . . .	1
11	PAOZZ	82106	BDS3115-022C	• Ring, Backup, Servocy . . . . .	2
12	PAOZZ	82106	93399-3	• Filter Element, Flui . . . . .	1
13	PAOZZ	96906	MS28775-015	• O-Ring . . . . .	1
14	PAOZZ	82106	65921-3	• Valve, Check . . . . .	2
15	XAOZZ	82106	65928	•• Cap, Valve . . . . .	1
16	XAOZZ	82106	65923	•• Valve, Check . . . . .	1
17	PAOZZ	96906	MS28775-012	• Packing, Preformed . . . . .	6
18	PAOZZ	82106	BDS3115-012C	• Retainer, Packing . . . . .	8
19	XDOZZ	80205	NAS1351-4H36P	• Screw, Cap, Socket He . . . . .	1
20	PAOZZ	80205	NAS1351-4H10P	• Screw, Cap, Socket He . . . . .	2
21	PAOZZ	82106	266855-1	• Armor, Supplemental . . . . .	1
22	PAOZZ	80205	NAS1352-06LE8P	• Screw, Machine . . . . .	4
23	PAOZZ	82106	236199-1001	• Servovalve, Hydrauli . . . . .	1
24	PAOZZ	02697	5-194N756-75	• O-Ring . . . . .	4
25	PAOZZ	96906	MS28775-1 12	• Packing, Preformed . . . . .	1
26	XDOZZ	82106	289401-1	• Nameplate . . . . .	1
27	PADDD	82106	289450-1001	• Manifold Assy, Hydra . . . . .	1
28	PAFZZ	02731	HS4751-6	•• Adapter, Straight, Tu . . . . .	1
29	PAFZZ	96906	MS28775-C12	•• O-Ring . . . . .	1
30	PAFZZ	02731	HS4751-4	•• Adapter, Straight, Tu . . . . .	1
31	PAFZZ	96906	MS28775-010	•• O-Ring . . . . .	1
32	PAOZZ	96906	MS35275-213	•• Screw, Machine . . . . .	4
33	PAOZZ	80205	NAS603-7P	• Screw, Machine . . . . .	3
34	PAOZZ	80205	NAS1149D0316J	• Washer, Flat . . . . .	4
35	PAOZZ	96906	MS21043-3	• Nut, Self-Locking, Ex . . . . .	5
36	PAOZZ	91812	2583-5BB12	• Cable Assembly, Spec . . . . .	2
37	PAOZZ	88044	AN735-21	• Clamp, Loop . . . . .	1
38	PAOZZ	80205	MS21042-3	• Nut, Self-Locking, Ex . . . . .	2
39	PAOZZ	88044	AN960JD416L	• Washer, Flat . . . . .	3
40	XDOZZ	82106	289403-1	• Plate, Instruction (Usbl Eff 88-0200 and Subs) . . . . .	1
41	PAOZZ	82106	SHP-1001-3	• Rubber Boot . . . . .	1
				END OF FIGURE	

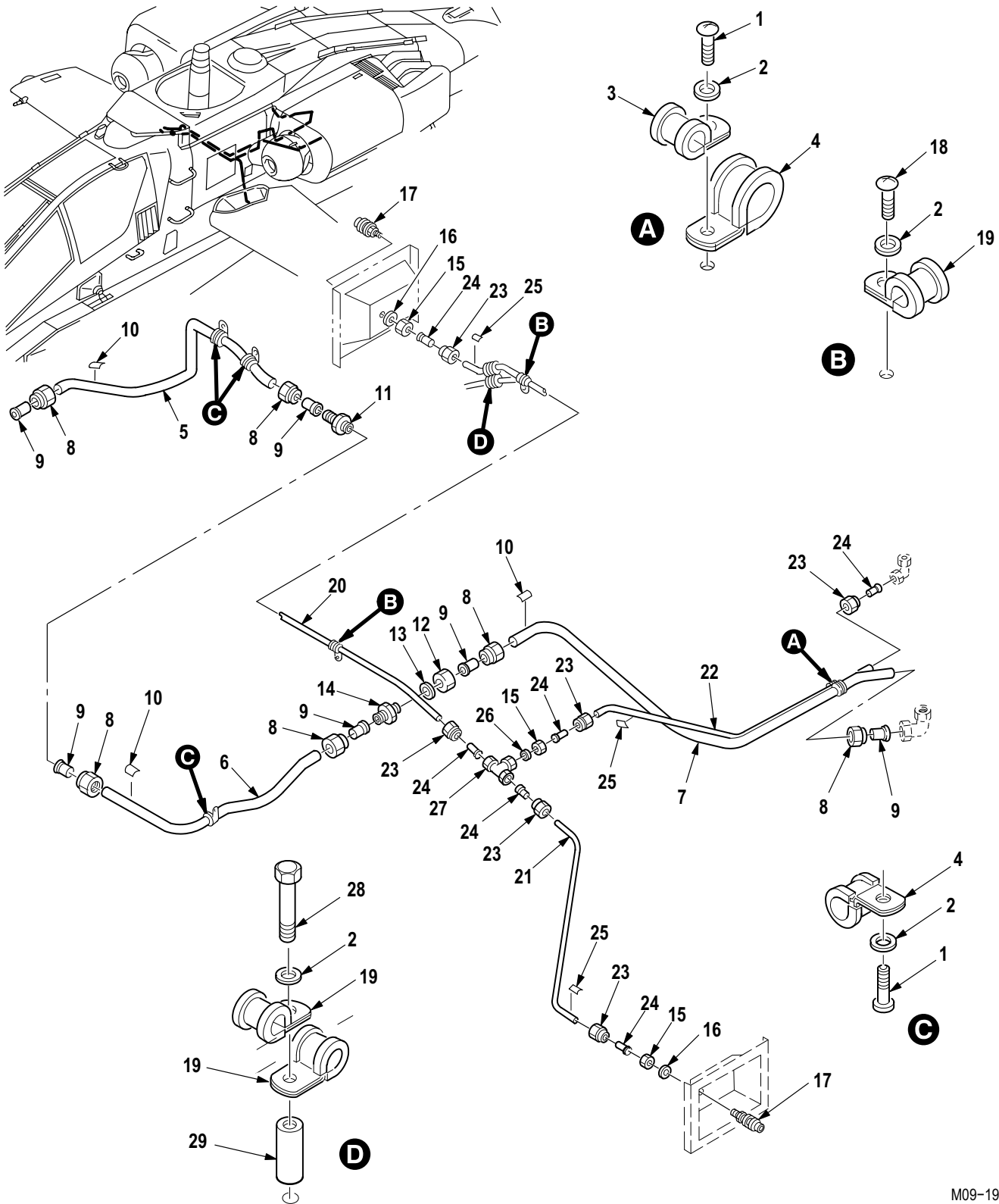


M09-556C

Figure 357. Group 07 Hydraulic Line and Tailboom Armor Installation  
7-31 1930052  
7-31 1930052-601 A/C With MWO 1-1520-238-55-11 Incorporated



(1) ITEM NO.	(2) SMR CODE	(3) CAGE	(4) PART NUMBER	(5) DESCRIPTION AND USABLE ON CODE (UOC)	(6) QTY
				Group 07 Hydraulic/Pneumatic Systems Fig. 357 Hydraulic Line and Tailboom Armor Installation 7-31 1930052 7-31 1930052-601 A/C With MWO 1-1520-238-55-11 Incorporated	
1	PAOOO	02731	7-31 1930053-41	· Channel Assy, Armor .....	1
2	XAOOO	02731	7-31 1930054-27	· · Channel Sprt Assy .....	2
3	PAOZZ	02731	HS4174-2	· · · Nut, Self-Locking, Pl .....	2
4	PAOZZ	96906	MS24693C277	· Screw, Machine .....	12
5	PAOZZ	02731	7-31 1930058-15	· Shim .....	16
6	PAOZZ	02731	7-31 1930056-21	· Grommet, Nonmetallic .....	3
7	PAOOO	02731	7-31 1930053-45	· Channel Assy, Armor .....	1
8	XAOOO	02731	7-31 1930054-27	· · Channel Sprt Assy .....	1
9	PAOZZ	02731	HS4174-2	· · · Nut, Self-Locking, Pl .....	2
10	PAOZZ	80205	NAS603-13P	· Screw, Machine .....	2
11	PAOZZ	80205	NAS603-10P	· Screw, Machine .....	2
12	PAOZZ	80205	NAS620-10L	· Washer, Flat .....	2
13	PAOZZ	02731	7-31 1930057	· Plate, Structural, Ai .....	1
14	XDOZZ	02731	7-31 1930056-19	· Grommet, Nonmetallic .....	5
15	PAOOO	02731	7-31 1930053-39	· Channel Assy, Armor .....	1
15	PAOOO	02731	7-31 1930053-53	· Channel Assy, Armor A/C With MWO 1-1520-238-55-11 Incorporated .....	1
16	XAOOO	02731	7-31 1930054-27	· · Channel Sprt Assy .....	1
17	PAOZZ	02731	HS4174-2	· · · Nut, Self-Locking, Pl .....	2
18	PAOZZ	02731	7-31 1930052-47	· Shim (U/O P/N 7-311930052) .....	1
19	PAOOO	02731	7-31 1930053-43	· Channel Assy, Armor .....	1
19	PAOOO	02731	7-31 1930053-49	· Channel Assy, Armor A/C With MWO 1-1520-238-55-11 Incorporated .....	1
20	XAOOO	02731	7-31 1930054-27	· · Channel Sprt Assy .....	1
21	PAOZZ	02731	HS4174-2	· · · Nut, Self-Locking, Pl .....	2
22	PAOZZ	96906	MS24693-C276	· Screw, Machine .....	4
23	PAOZZ	02731	7-31 1930056-17	· Grommet, Nonmetallic .....	3
24	PAOOO	02731	7-31 1930053-37	· Channel Assy, Armor .....	1
25	XAOOO	02731	7-31 1930054-27	· · Channel Sprt Assy .....	3
26	PAOZZ	02731	HS4174-2	· · · Nut, Self-Locking, Pl .....	2
27	PAOOO	02731	7-31 1930053-35	· Channel Assy, Armor .....	1
28	XAOOO	02731	7-31 1930054-27	· · Channel Sprt Assy .....	3
29	PAOZZ	02731	HS4174-2	· · · Nut, Self-Locking, Pl .....	2
30	PAOZZ	02731	7-31 1930056-15	· Grommet, Nonmetallic .....	3
31	PAOZZ	96906	MS24693-C279	· Screw, Machine .....	1
32	PAOZZ	02731	7-31 1930058-21	· Shim .....	1
33	PAOZZ	02731	7-31 1930058-13	· Shim .....	2
34	PAOOO	02731	7-31 1930053-33	· Channel Assy, Armor .....	1
35	XAOOO	02731	7-31 1930054-27	· · Channel Sprt Assy .....	3
36	PAOZZ	02731	HS4174-2	· · · Nut, Self-Locking, Pl .....	2
37	PAOZZ	02731	7-31 1930058-17	· Shim .....	1
38	PAOZZ	02731	7-31 1930056-13	· Grommet, Nonmetallic .....	3
39	PAOZZ	88044	AN970-3	· Washer, Flat .....	4
40	PAOZZ	02731	7-31 1930053-27	· Channel, Armor .....	1
41	XDOZZ	02731	7-31 1930053-29	· Channel, Armor .....	1
END OF FIGURE					



M09-195C

Figure 358. Group 07 Pressurized Air System Installation (FS 176 to FS 250) (Lower)  
7-31 1710000-5

(1) ITEM NO.	(2) SMR CODE	(3) CAGE	(4) PART NUMBER	(5) DESCRIPTION AND USABLE ON CODE (UOC)	(6) QTY
				Group 07 Hydraulic/Pneumatic Systems Fig. 358 Pressurized Air System Installation (FS 176 to FS 250) (Lower) 7-31 1710000-5	
1	PAOZZ	80205	NAS603-8	• Screw, Machine .....	4
2	PAOZZ	88044	AN960JD10L	• Washer, Flat .....	7
3	PAOZZ	81349	M85052/1-7	• Clamp, Loop .....	1
4	PAOZZ	02731	HS4501D08NB	• Clamp, Loop .....	4
5	MFOFF	02731	7-31 1710526	• Tube Assembly, Metal .....	1
6	MFOFF	02731	7-31 1710511	• Tube Assy .....	1
7	MFOFF	02731	7-31 1710509	• Tube Assy .....	1
8	PAOZZ	96906	MS21921-8D	• Nut, Tube Coupling .....	2
9	PAOZZ	96906	MS21922-8	• Sleeve, Clinch, Tube .....	2
10	XDOZZ	02731	HS4367-2	• Plate, Identificatio .....	1
11	PAOZZ	96906	MS21902D8	• Nipple, Boss .....	1
12	PAOZZ	81352	AN924-8D	• Nut, Plain, Hexagon .....	1
13	PAOZZ	80205	NAS1149D1290K	• Washer, Flat .....	3
14	PAOZZ	96906	MS21924D8	• Adapter, Straight, Tu .....	1
15	PAOZZ	98897	LS12906-184	• Nut, Plain, Hexagon .....	3
16	PAOZZ	88044	AN960JD716	• Washer, Flat .....	3
17	PAOZZ	02731	7-31 1710169-9	• Coupling Half, Self- .....	2
18	PAOZZ	80205	NAS6603-1	• Bolt, Shear .....	4
19	PAOZZ	96906	MS21919WDF4	• Clamp, Loop .....	4
20	MFOFF	02731	7-31 1710520	• Tube Assy .....	1
21	MFOFF	02731	7-31 1710512	• Tube Assy .....	1
22	MFOFF	02731	7-31 1710508	• Tube Assy .....	1
23	PAOZZ	96906	MS21921-4D	• Nut, Tube Coupling .....	2
24	PAOZZ	96906	MS21922-4	• Sleeve, Clinch, Tube .....	2
25	XDOZZ	02731	HS4367-2	• Plate, Identificatio .....	1
26	PAOZZ	88044	AN960JD716L	• Washer, Flat .....	1
27	PAOZZ	96906	MS21909D4	• Tee, Tube .....	1
28	PAOZZ	80205	NAS1303-6H	• Bolt, Shear .....	1
29	PAOZZ	80205	NAS43DD3-16	• Spacer, Sleeve .....	1
END OF FIGURE					

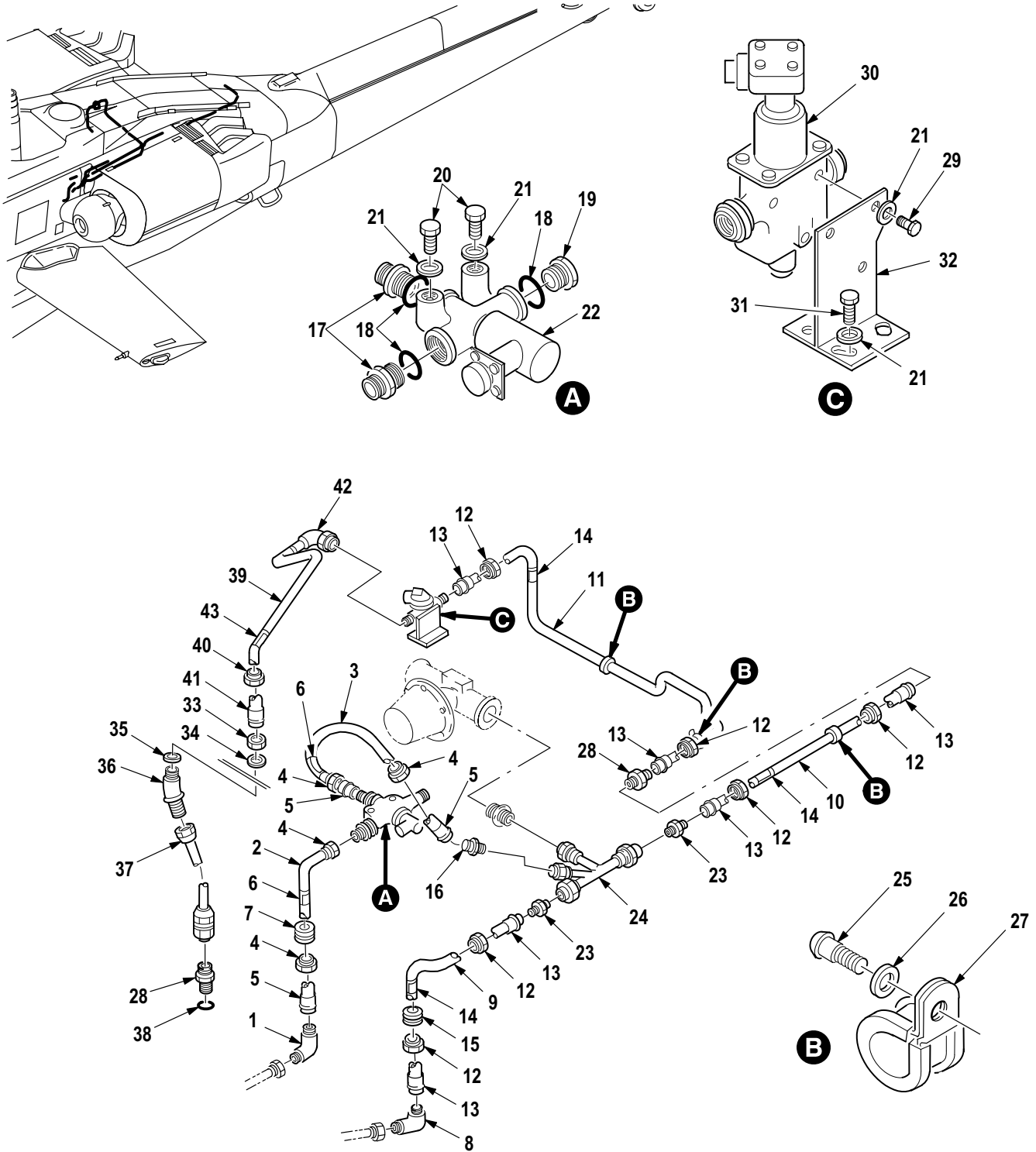
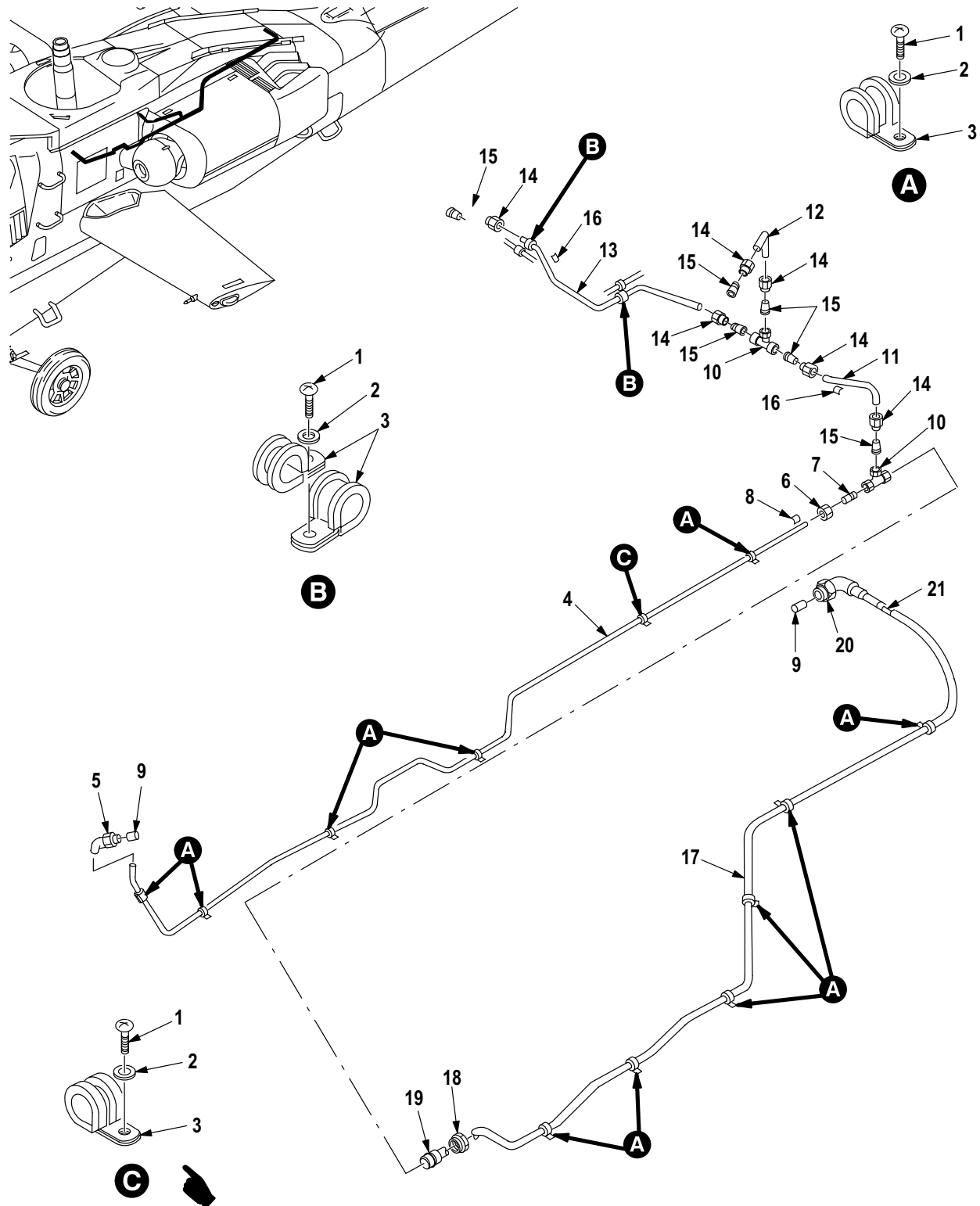


Figure 359. Group 07 Pressurized Air System Installation (FS 250 to FS 330) (Lower)  
7-31 1710000-5

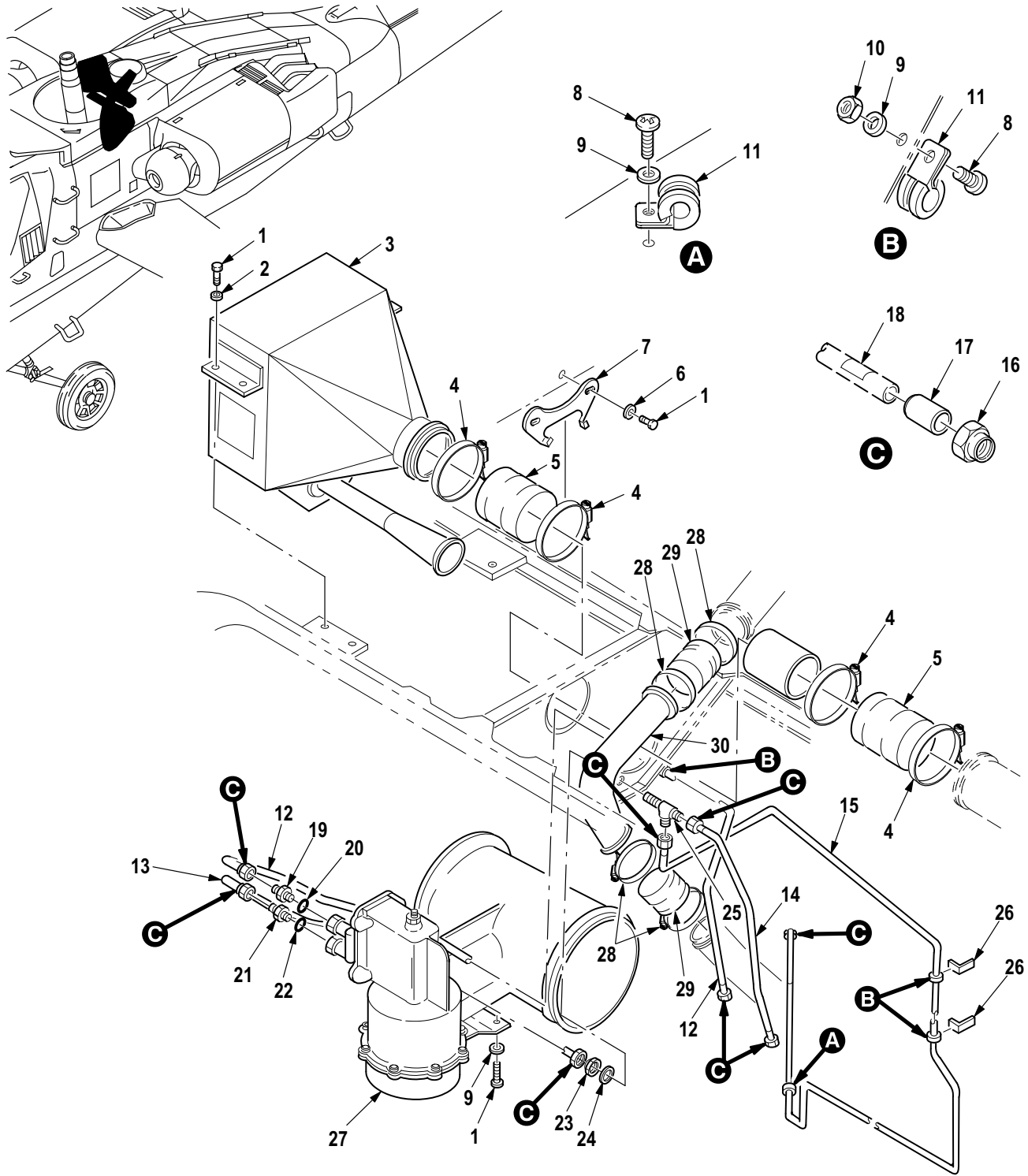
(1) ITEM NO.	(2) SMR CODE	(3) CAGE	(4) PART NUMBER	(5) DESCRIPTION AND USABLE ON CODE (UOC)	(6) QTY
				Group 07 Hydraulic/Pneumatic Systems Fig. 359 Pressurized Air System Installation (FS 250 to FS 330) (Lower) 7-31 1710000-5	
1	PAOZZ	96906	MS21904D4	• Elbow, Tube .....	1
2	MFOFF	02731	7-31 1710505	• Tube Assy .....	1
3	MFOFF	02731	7-31 1710524	• Tube Assy .....	1
4	PAOZZ	96906	MS21921-4D	•• Nut, Tube Coupling .....	2
5	PAOZZ	96906	MS21922-4	•• Sleeve, Clinch, Tube .....	2
6	XDOZZ	02731	HS4367-2	•• Plate, Identificatio .....	1
7	PAOZZ	96906	MS35489-19	• Grommet, Nonmetallic .....	2
8	PAOZZ	96906	MS21904D8	• Elbow, Tube .....	1
9	MFOFF	02731	7-31 1710504	• Tube Assy .....	1
10	MFOFF	02731	7-31 1710527	• Tube Assy .....	1
11	MFOFF	02731	7-31 1710503	• Tube Assy .....	1
12	PAOZZ	96906	MS21921-8D	•• Nut, Tube Coupling .....	2
13	PAOZZ	96906	MS21922-8	•• Sleeve, Clinch, Tube .....	2
14	XDOZZ	02731	HS4367-2	•• Plate, Identificatio .....	1
15	PAOZZ	96906	MS35489-7	• Grommet, Nonmetallic .....	1
16	PAOZZ	96906	MS21916D8-4	• Reducer, Boss .....	1
17	PAOZZ	96906	MS21916D5-4	• Reducer, Tube .....	2
18	PAOZZ	96906	MS9385-05	• O-Ring .....	3
19	PAOZZ	96906	MS9953-05	• Plug, Machine Thread .....	1
20	PAOZZ	80205	NAS6703-12	• Bolt, Shear .....	2
21	PAOZZ	88044	AN960JD10	• Washer, Flat .....	8
22	PAODD	02731	7-1 16310060	• Valve, Regulating, Fl .....	1
23	PAOZZ	96906	MS21916D12-8	• Reducer, Boss .....	2
24	PAOZZ	02731	7-21 1710038	• Manifold, Fluid, Airc .....	1
25	PAOZZ	80205	NAS603-8	• Screw, Machine .....	1
26	PAOZZ	88044	AN960JD10L	• Washer, Flat .....	8
27	PAOZZ	02731	HS4501D08NB	• Clamp, Loop .....	2
28	PAOZZ	96906	MS21902D8	• Nipple, Boss .....	2
29	PAOZZ	80205	NAS1096-3-7	• Screw, Machine .....	2
30	PAODD	02731	7-1 16310018	• Valve, Solenoid .....	1
31	PAOZZ	80205	NAS6703-3	• Bolt, Shear .....	6
32	PAOZZ	02731	7-21 1710063	• Bracket, Mounting, Ai .....	1
33	PAOZZ	81352	AN924-8D	• Nut, Plain, Hexagon .....	1
34	PAOZZ	80205	NAS1523AA12F	• Packing With Retain .....	1
35	PAOZZ	02731	HS5417-0001	• Insulator, Washer .....	1
36	PAOZZ	96906	MS21907D8	• Elbow, Tube .....	1
37	PAOZZ	02731	7-1 16310091	• Hose Assembly, Nonme .....	1
38	PAOZZ	96906	MS9385-08	• O-Ring .....	1
39	MFOFF	02731	7-31 1710501	• Tube Assembly, Metal .....	1
40	PAOZZ	96906	MS21921-8D	•• Nut, Tube Coupling .....	1
41	PAOZZ	96906	MS21922-8	•• Sleeve, Clinch, Tube .....	1
42	PAOZZ	02731	HS4519-8D	•• Elbow, Tube to Boss .....	1
43	XDOZZ	02731	HS4367-2	•• Plate, Identificatio .....	1
END OF FIGURE					



M09-1148C

Figure 360. Group 07 Pressurized Air System Installation (FS 176 to FS 330)  
(Hydraulic Manifolds Precharge)  
7-31 1710000-5

(1) ITEM NO.	(2) SMR CODE	(3) CAGE	(4) PART NUMBER	(5) DESCRIPTION AND USABLE ON CODE (UOC)	(6) QTY
				Group 07 Hydraulic/Pneumatic Systems Fig. 360 Pressurized Air System Installation (FS 176 to FS 330) (Hydraulic Manifolds Precharge) 7-31 1710000-5	
1	PAOZZ	80205	NAS603-8	• Screw, Machine .....	14
2	PAOZZ	88044	AN960JD10L	• Washer, Flat .....	14
3	PAOZZ	81349	M85052/1-7	• Clamp, Loop .....	15
4	MFOFF	02731	7-31 1710506	• Tube Assy .....	1
5	XAOZZ	02731	HS4519-4D	•• Elbow, Tube .....	1
6	PAOZZ	96906	MS21921-4D	•• Nut, Tube Coupling .....	1
7	PAOZZ	96906	MS21922-4	•• Sleeve, Clinch, Tube .....	1
8	XDOZZ	02731	HS4367-2	•• Plate, Identificatio .....	1
9	PAOZZ	02731	HS5183-0001	• Filter, Fluid .....	2
10	PAOZZ	96906	MS21905D4	• Tee, Tube to Boss .....	2
11	MFOFF	02731	7-31 1710523	• Tube Assy .....	1
12	MFOFF	02731	7-31 1710522	• Tube Assy .....	1
13	MFOFF	02731	7-31 1710528	• Tube Assy .....	1
14	PAOZZ	96906	MS21921-4D	•• Nut, Tube Coupling .....	2
15	PAOZZ	96906	MS21922-4	•• Sleeve, Clinch, Tube .....	2
16	XDOZZ	02731	HS4367-2	•• Plate, Identificatio .....	1
17	MFOFF	02731	7-31 1710502	• Tube Assy .....	1
18	PAOZZ	96906	MS21921-4D	•• Nut, Tube Coupling .....	1
19	PAOZZ	96906	MS21922-4	•• Sleeve, Clinch, Tube .....	1
20	PAOZZ	02731	HS4519-4D	•• Elbow, Tube .....	1
21	XDOZZ	02731	HS4367-2	•• Plate, Identificatio .....	1
END OF FIGURE					

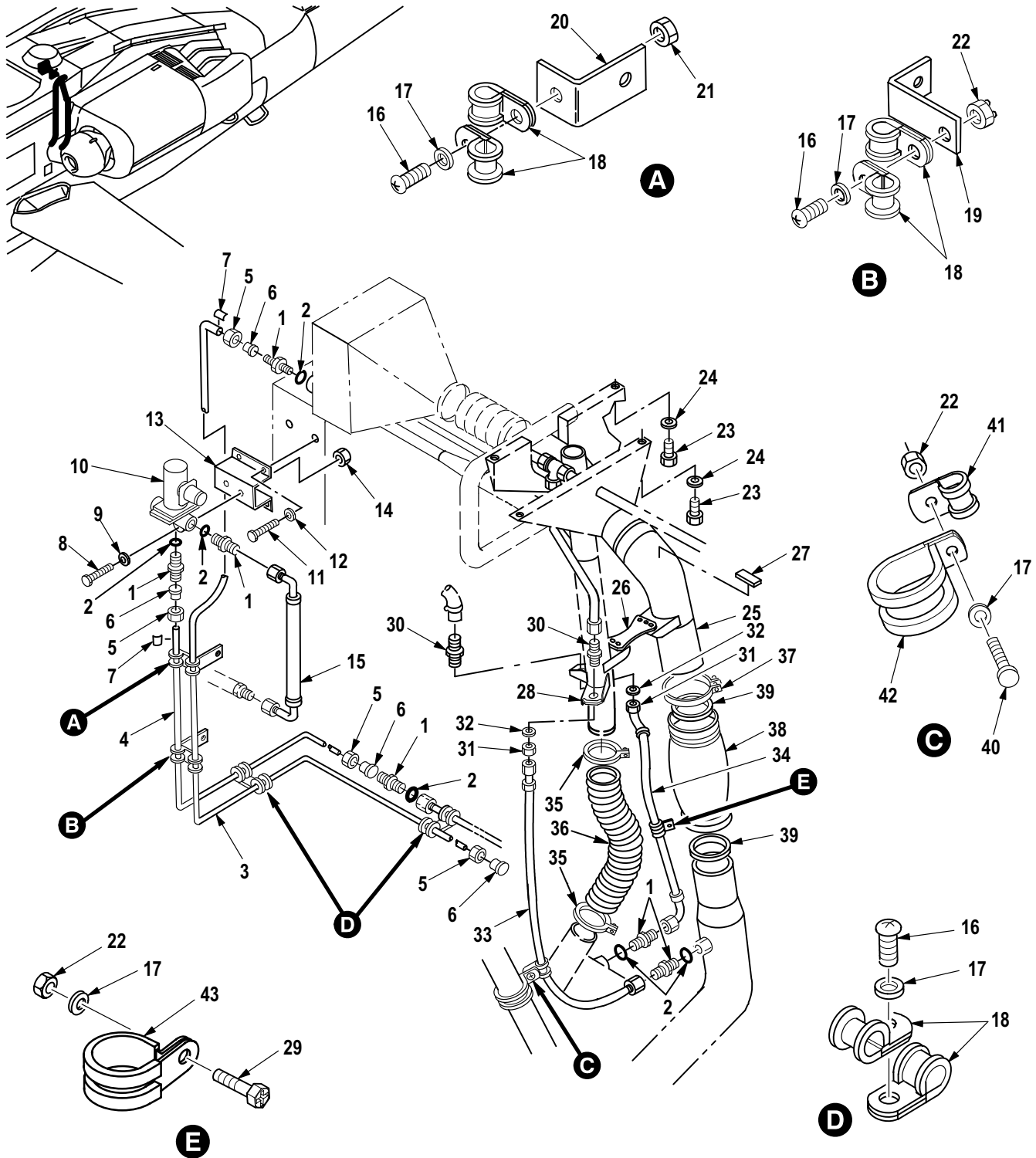


M09-197E

Figure 361. Group 07 Pressurized Air System Installation (FS 223) (Part 1)  
7-31 1710000-5



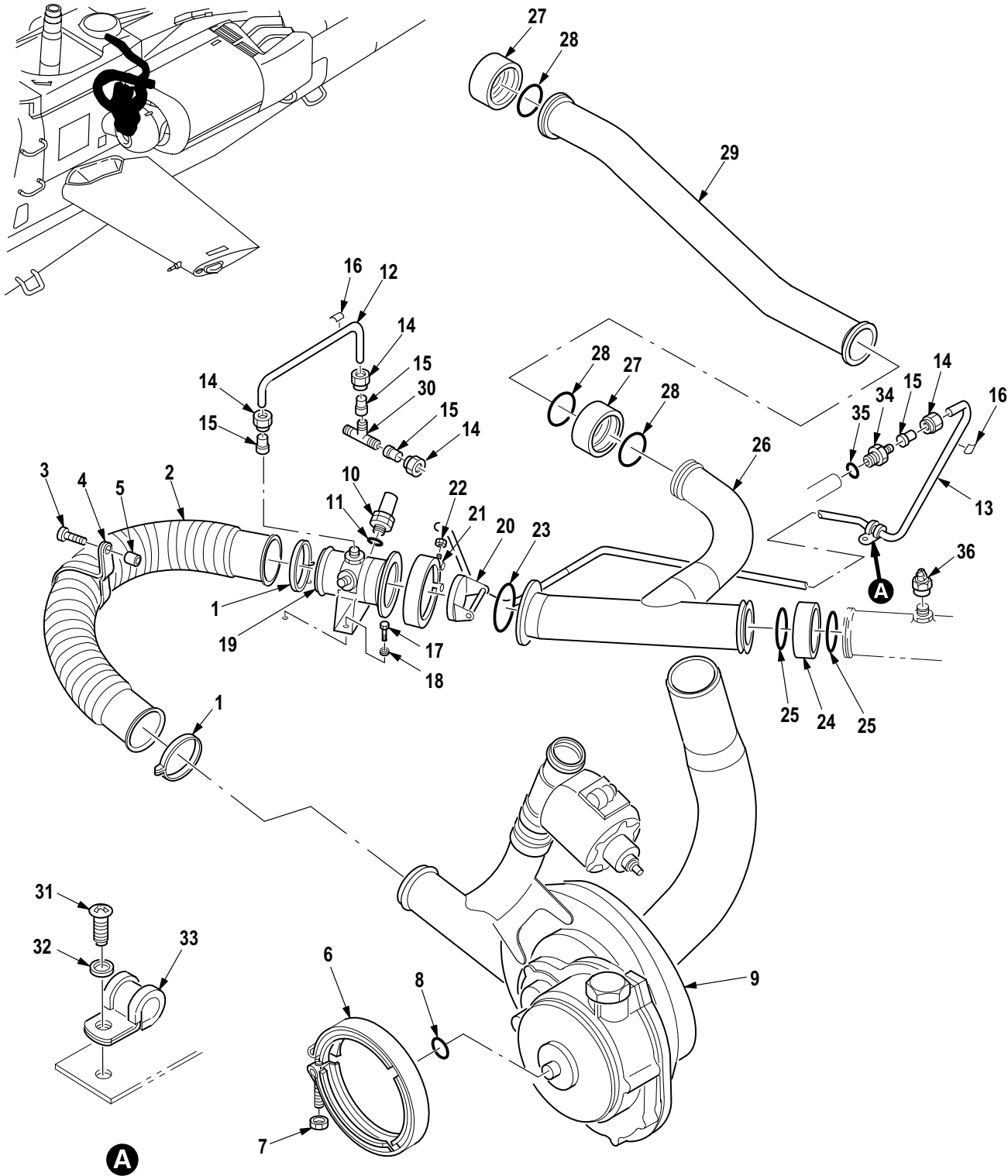
(1) ITEM NO.	(2) SMR CODE	(3) CAGE	(4) PART NUMBER	(5) DESCRIPTION AND USABLE ON CODE (UOC)	(6) QTY
				Group 07 Hydraulic/Pneumatic Systems Fig. 361 Pressurized Air System Installation (FS 223) (Part 1) 7-31 1710000-5	
1	PAOZZ	80205	NAS6703-2	• Bolt, Shear .....	6
2	PAOZZ	88044	AN960JD10	• Washer, Flat .....	4
3	PAOOO	02731	7-21 1710021-3	• Separator, Water, Air (See Fig. 365 for Breakdown) .....	1
4	PAOZZ	80205	NAS1922-0225-1	• Clamp, Hose .....	4
5	PAOZZ	14711	47A111-2.25-10	• Hose, Nonmetallic .....	2
6	PAOZZ	02731	HS306-323H	• Washer, Flat .....	4
7	PAOZZ	02731	7-21 1710073	• Support, Throttle Va .....	1
8	PAOZZ	80205	NAS603-8	• Screw, Machine .....	4
9	PAOZZ	88044	AN960JD10L	• Washer, Flat .....	4
10	PAOZZ	80205	MS21042L3	• Nut, Self-Locking, Ex .....	3
11	PAOZZ	81349	M85052/1-7	• Clamp, Loop .....	4
12	MFOFF	02731	7-31 1710531	• Tube Assy .....	1
13	MFOFF	02731	7-31 1710532	• Tube Assy .....	1
14	MFOFF	02731	7-31 1710533	• Tube Assy .....	1
15	MFOFF	02731	7-31 1710530	• Tube Assy .....	1
16	PAOZZ	96906	MS21921-4D	•• Nut, Tube Coupling .....	2
17	PAOZZ	96906	MS21922-4	•• Sleeve, Clinch, Tube .....	2
18	XDOZZ	02731	HS4367-2	•• Plate, Identificatio .....	1
19	PAOZZ	96906	MS21916D4-3	• Reducer, Boss .....	1
20	PAOZZ	96906	MS9385-03	• O-Ring .....	1
21	PAOZZ	96906	MS21902D4	• Nipple, Boss .....	1
22	PAOZZ	96906	MS9385-04	• O-Ring .....	1
23	PAOZZ	98897	LS12906-184	• Nut, Plain, Hexagon .....	1
24	PAOZZ	88044	AN960JD716	• Washer, Flat .....	1
25	PAOZZ	96906	MS21912D4	• Tee, Tube .....	1
26	MOOZZ	02731	7-21 1710068-3	• Bracket .....	2
27	PAODD	02731	7-21 1710062-5	• Valve, Solenoid (Part Of Matched Set P/N 7-211710013-19) .....	1
28	PAOZZ	96906	MS35482-12	• Clamp, Hose .....	4
29	PAOZZ	14711	47A111-1.50-9	• Hose, Nonmetallic .....	2
30	PAOZZ	02731	7-21 1710072	• Tube, Bent, Metallic .....	1
END OF FIGURE					



M09-198H

Figure 362. Group 07 Pressurized Air System Installation (FS 223) (Part 2)  
7-31 1710000-5

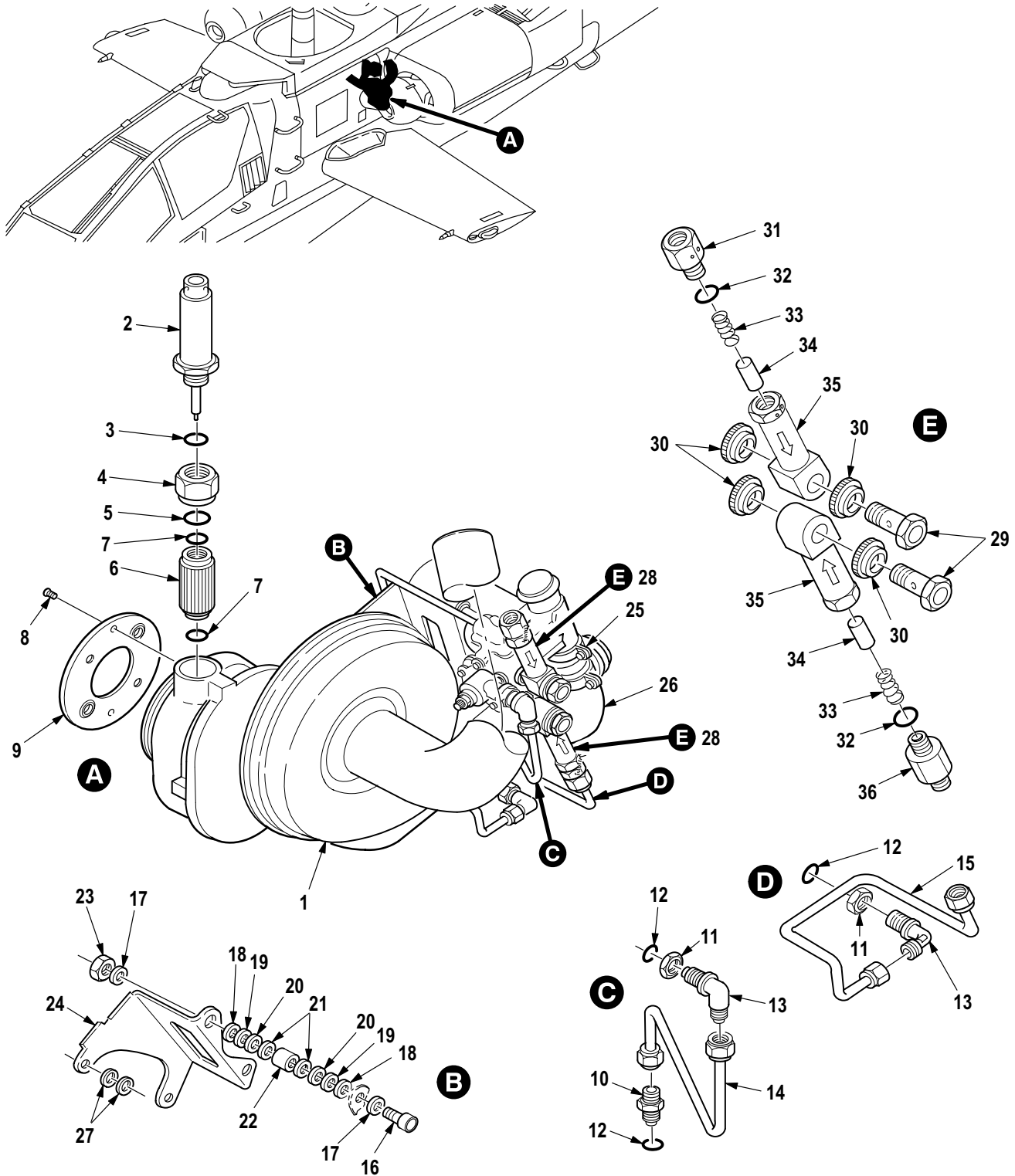
(1) ITEM NO.	(2) SMR CODE	(3) CAGE	(4) PART NUMBER	(5) DESCRIPTION AND USABLE ON CODE (UOC)	(6) QTY
				Group 07 Hydraulic/Pneumatic Systems Fig. 362 Pressurized Air System Installation (FS 223) (Part 2) 7-31 1710000-5	
1	PAOZZ	96906	MS21902D4	• Nipple, Boss .....	3
2	PAOZZ	96906	MS9385-04	• O-Ring .....	5
3	MFOFF	02731	7-31 1710534	• Tube Assy .....	1
4	MFOFF	02731	7-31 1710521	• Tube Assy .....	1
5	PAOZZ	96906	MS21921-4D	•• Nut, Tube Coupling .....	2
6	PAOZZ	96906	MS21922-4	•• Sleeve, Clinch, Tube .....	2
7	XDOZZ	02731	HS4367-2	•• Plate, Identificatio .....	1
8	PAOZZ	80205	NAS6704-12	• Bolt, Shear .....	2
9	PAOZZ	88044	AN960JD416	• Washer, Flat .....	1
10	PAOZZ	02731	7-1 16310003-3	• Valve, Linear, Direct .....	1
11	PAOZZ	80205	NAS1096-3-9	• Screw, Machine .....	2
12	PAOZZ	88044	AN960JD10	• Washer, Flat .....	2
13	PAOOO	02731	7-31 1710029	• Bracket Assy, Louver .....	1
14	PAOZZ	96906	MS21062L4	•• Nut, Self-Locking, Pl .....	1
15	PAOZZ	02731	HS4406CC4-0075	• Hose Assembly, Nonme .....	1
16	PAOZZ	80205	NAS603-8	• Screw, Machine .....	6
17	PAOZZ	88044	AN960JD10L	• Washer, Flat .....	5
18	PAOZZ	81349	M85052/1-7	• Clamp, Loop .....	8
19	MOOZZ	02731	7-21 1710068-3	• Bracket .....	1
20	PAOOO	02731	7-31 1710068-5	• Bracket, Angle .....	1
21	PAOZZ	02731	HS4386-6J	•• Nut, Self-Locking, Cl .....	1
22	PAOZZ	80205	MS21042L3	• Nut, Self-Locking, Ex .....	3
23	PAOZZ	80205	NAS6703-2	• Bolt, Shear .....	6
24	PAOZZ	02731	HS306-323H	• Washer, Flat .....	3
25	PAOFF	02731	7-21 1710070	• Duct Assembly, Air C .....	1
26	PAFZZ	02731	7-21 1710070-29	•• Spring, Flat .....	1
27	XDOZZ	02731	HS4367-1	•• Plate, Identificatio .....	1
28	MOOZZ	96906	MS21266-1N	•• Grommet, Nonmetallic .....	V
29	PAOZZ	80205	NAS1096-3-8	• Screw, Machine .....	3
30	PAOZZ	96906	MS21924D4	• Adapter, Straight, Tu .....	2
31	PAOZZ	98897	LS12906-184	• Nut, Plain, Hexagon .....	2
32	PAOZZ	88044	AN960JD716	• Washer, Flat .....	2
33	PAOZZ	02731	7-21 1710051-3	• Hose Assembly, Metal .....	1
34	PAOZZ	02731	7-21 1710053-3	• Hose Assembly, Nonme .....	1
35	PAOZZ	96906	MS35482-12	• Clamp, Hose .....	2
36	PAOZZ	02731	7-21 1710044	• Hose, Air Duct .....	1
37	PAOZZ	02731	HS4733-250	• Clamp, Seal Retainer .....	1
38	PAOOO	02731	7-21 1710019	• Housing, Air, Flexibl .....	1
39	XDOZZ	14711	460-250	•• Packing, Preformed .....	2
40	PAOZZ	80205	NAS1403-3	• Screw, Machine .....	1
41	PAOZZ	96906	MS21919WDF10	• Clamp, Loop .....	2
42	PAOZZ	96906	MS21919WDF24	• Clamp, Loop .....	1
43	PAOZZ	96906	MS21919WDF11	• Clamp, Loop (Usbl Eff 88-0200 and Subs) .....	1
END OF FIGURE					



M09-199D

Figure 363. Group 07 Pressurized Air System Installation (FS 220 to FS 250) (Part 3)  
7-31 1710000-5

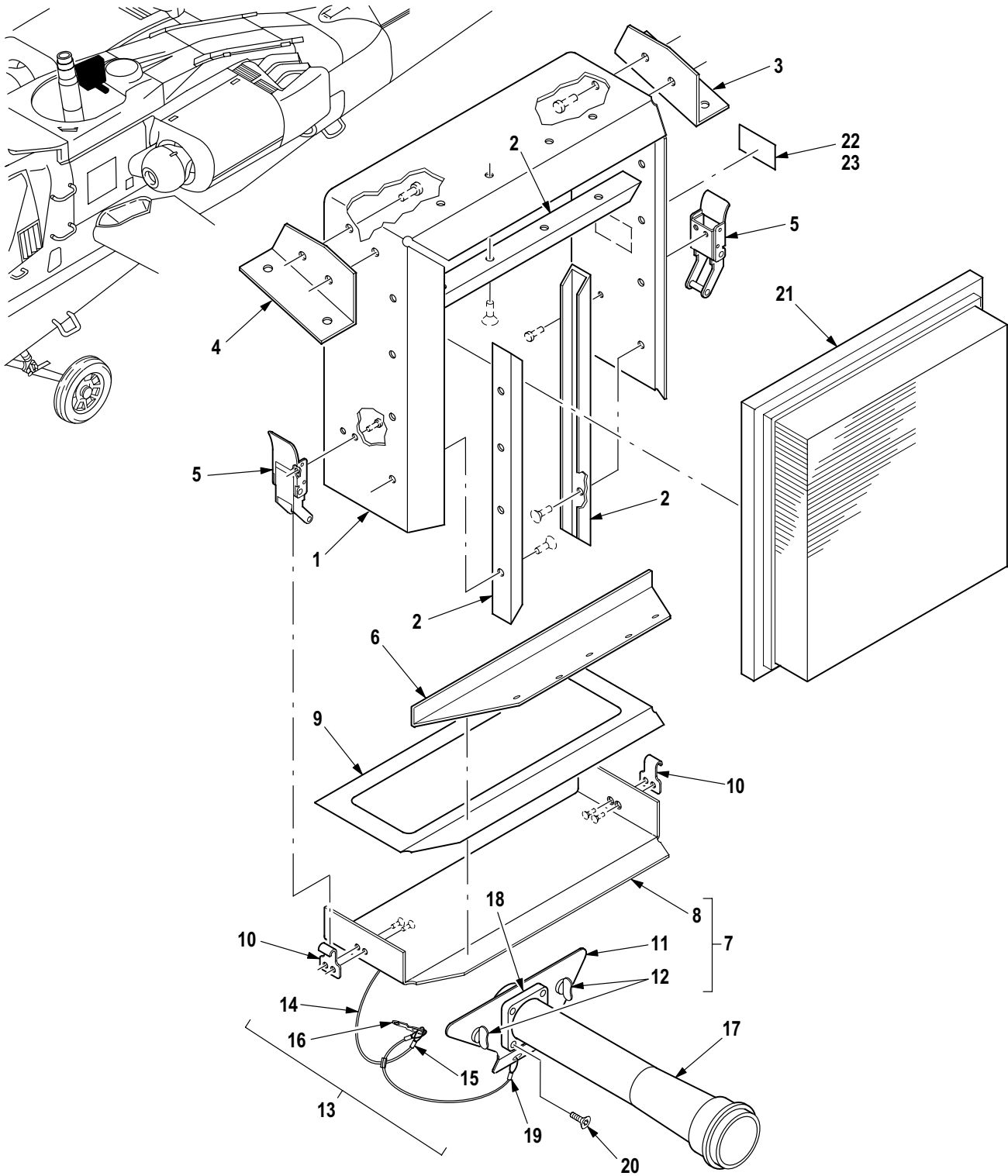
(1) ITEM NO.	(2) SMR CODE	(3) CAGE	(4) PART NUMBER	(5) DESCRIPTION AND USABLE ON CODE (UOC)	(6) QTY
				Group 07 Hydraulic/Pneumatic Systems Fig. 363 Pressurized Air System Installation (FS 220 to FS 250) (Part 3) 7-31 1710000-5	
1	PAOZZ	88044	AN737-TW82	• Clamp, Hose .....	2
2	PAOZZ	02731	7-21 1710028	• Hose, Air Duct .....	1
3	XDOZZ	80205	NAS603-18	• Screw, Machine .....	1
4	PAOZZ	96906	MS21919WCJ34	• Clamp, Loop .....	1
5	PAOZZ	80205	NAS43DD3-36	• Spacer, Sleeve .....	1
6	PAOOO	02731	7-21 1710024-3	• Coupling, Clamp, Groo .....	1
7	PAOZZ	00624	MMM66407-048	• • Nut, Self-Locking, Ex .....	1
8	PAOZZ	81349	M83248/1-015	• O-Ring .....	1
9	PAODD	02731	7-21 1710013-19	• Rotor, Compressor, Ga (Part of Matched Set P/N 979122-3-2) (See Fig. 364 for Breakdown) .....	1
10	PAOZZ	02731	7-1 16310088-3	• Switch, Pressure .....	1
11	PAOZZ	96906	MS9385-03	• O-Ring .....	1
12	MFOFF	02731	7-31 1710507	• Tube Assy .....	1
13	MFOFF	02731	7-31 1710518	• Tube Assy .....	1
14	PAOZZ	96906	MS21921-4D	• • Nut, Tube Coupling .....	2
15	PAOZZ	96906	MS21922-4	• • Sleeve, Clinch, Tube .....	2
16	XDOZZ	02731	HS4367-2	• • Plate, Identificatio .....	1
17	PAOZZ	80205	NAS6703-3	• Bolt, Shear .....	2
18	PAOZZ	88044	AN960JD10	• Washer, Flat .....	4
19	PAOZZ	02731	7-21 1710009	• Tube Assy, Valve, Pre .....	1
20	PAOZZ	02731	7-21 1710017-7	• Valve, Check .....	1
21	PAOOO	02731	7-21 1710023-3	• Coupling, Clamp, Groo .....	1
22	PAOZZ	00624	MMM66411-02	• • Nut, Self-Locking, Ex .....	1
23	PAOZZ	96906	MS9068-136	• O-Ring .....	1
24	PAOZZ	79326	W991-32DE	• Coupling Assembly, T .....	1
25	PAOZZ	96906	MS9068-226	• O-Ring .....	4
26	PAOZZ	02731	7-31 1710010	• Tee Assy, Pressure A .....	1
27	PAOZZ	02731	HS4724-24DE	• Coupling, Clamp, Groo .....	2
28	PAOZZ	96906	MS9068-222	• O-Ring .....	6
29	PAOZZ	02731	7-21 1710045	• Tube Assembly, Metal .....	1
30	PAOZZ	96906	MS21905D4	• Tee, Tube to Boss .....	1
31	PAOZZ	80205	NAS603-8	• Screw, Machine .....	2
32	PAOZZ	88044	AN960JD10L	• Washer, Flat .....	1
33	PAOZZ	81349	M85052/1-7	• Clamp, Loop .....	1
34	PAOZZ	96906	MS21902D4	• Nipple, Boss .....	1
35	PAOZZ	96906	MS9385-04	• O-Ring .....	1
36	PAOZZ	96906	MS21914-8W	• Cap, Tube .....	1
END OF FIGURE					



M09-537G

Figure 364. Group 07 Rotor, Compressor, Gas Assembly  
7-21 1710013-19

(1) ITEM NO.	(2) SMR CODE	(3) CAGE	(4) PART NUMBER	(5) DESCRIPTION AND USABLE ON CODE (UOC)	(6) QTY
				Group 07 Hydraulic/Pneumatic Systems Fig. 364 Rotor, Compressor, Gas Assembly 7-21 1710013-19 See Fig. 363 for NHA	
1	XAODD	70210	606546-1 1	• Compressor System .....	1
2	PAOZZ	70210	2210474-1	•• Switch, Thermostatic .....	1
3	PAOZZ	81349	M83248/1-013	•• O-Ring .....	1
4	PAOZZ	70210	2210475-1	•• Plug, Machine Thread .....	1
5	PAOZZ	81349	M83248/1-914	•• O-Ring .....	1
6	PAOOO	70210	2210476-1	•• Filter Element, Flui .....	1
7	PAOZZ	81349	M83248/1-012	••• O-Ring .....	1
8	PAOZZ	80205	NAS1102E06-6	•• Screw, Machine .....	2
9	PAOZZ	70210	572204-2	•• Seal, Nonmetallic Sp .....	1
10	PAOZZ	88044	AN815-4D	•• Nipple, Boss .....	1
11	PAOZZ	98897	LS12906-184	•• Nut, Plain, Hexagon .....	2
12	PAOZZ	81349	M83248/1-904	•• Packing, Preformed .....	3
13	PAOZZ	88044	AN833-4D	•• Elbow, Tube .....	3
14	PAOZZ	70210	2210195-1	•• Tube Assembly, Metal .....	1
15	PAOZZ	70210	2210194-1	•• Tube Assembly, Metal .....	1
16	PAOZZ	80205	NAS1352C08-16	•• Screw, Cap, Socket He .....	2
17	XDOZZ	80205	NAS1149CN816R	•• Washer, Flat .....	4
18	PAOZZ	70210	S8157N503-016	•• Washer, Flat .....	V
19	PAOZZ	70210	S8157DJ503-019	•• Washer, Flat .....	4
20	XDOZZ	70210	S8157N503-008	•• Washer, Flat .....	V
21	PAOZZ	70210	S8157N503-032	•• Washer, Flat .....	V
22	PAOZZ	70210	2207615-1	•• Bushing, Sleeve .....	2
23	PAOZZ	80205	NAS679C08MW	•• Nut, Self-Locking, He .....	2
24	PAOZZ	70210	572487-1	•• Bracket Assy, Surge .....	1
25	PAOZZ	70210	211-044-9108	•• Clamp, Hose .....	2
26	PAOZZ	70210	572489-1	•• Hose, Air Duct .....	1
27	PAOZZ	88044	AN960C416L	•• Washer, Flat .....	V
28	PADDD	59364	109762-5	•• Valve, Regulating, Sy .....	1
29	PAOZZ	59364	3175504-1	••• Bolt, Fluid Passage .....	2
30	PAOZZ	83259	678-655-4	••• Packing With Retain .....	2
31	PAOZZ	59364	3175463-1	••• Adapter, Straight, Tu .....	1
32	PAOZZ	99193	S8990-605	••• O-Ring .....	2
33	PAOZZ	99193	3176532-1	••• Spring, Helical, Comp .....	2
34	PAOZZ	99240	6F1370-2	••• Filter Element, Flui .....	2
35	PAOZZ	59364	3175522-1	••• Filter, Fluid .....	2
36	PAOZZ	59364	3175525-1	••• Reducer, Tube .....	1
END OF FIGURE					

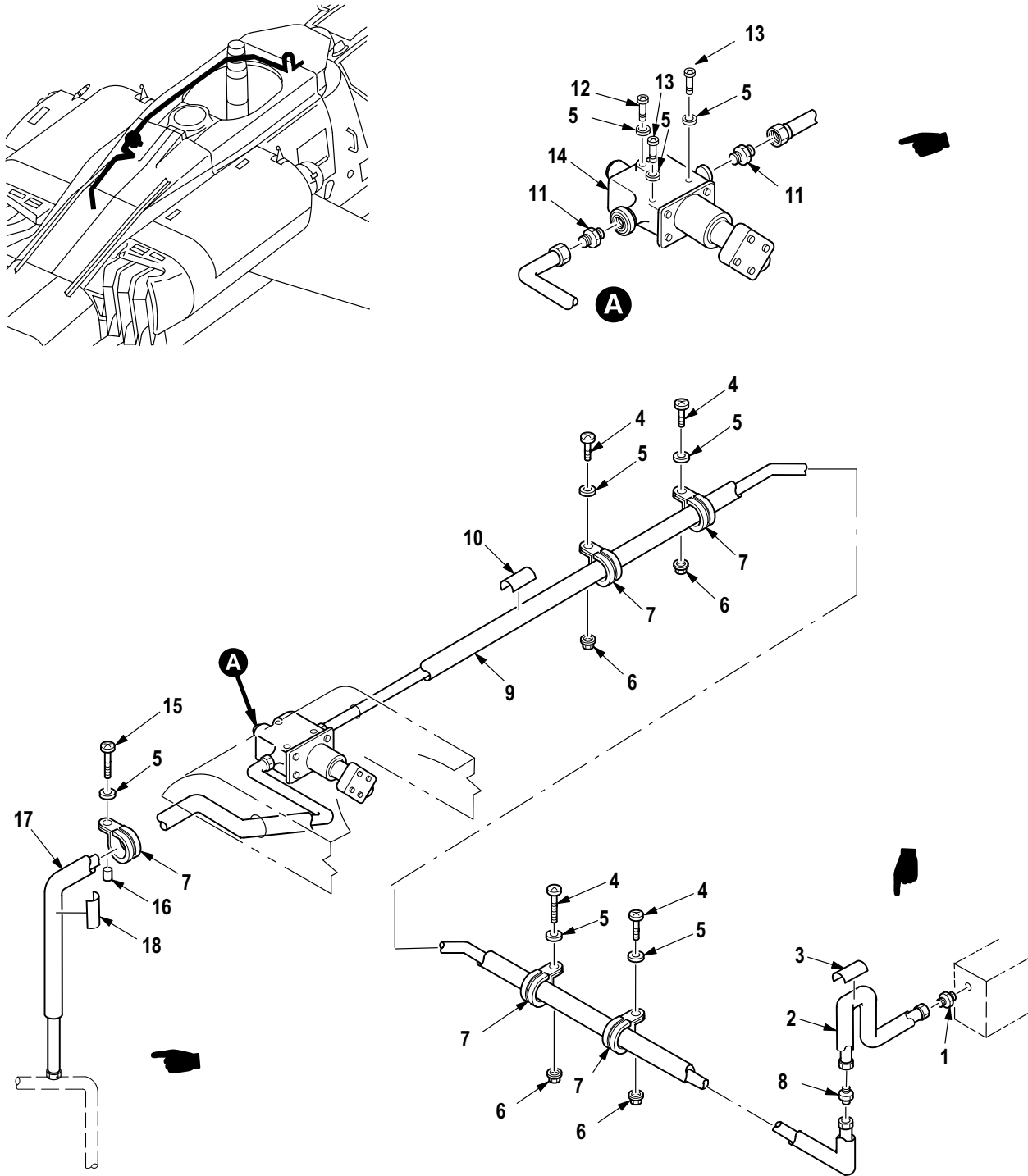


M09-1339

Figure 365. Group 07 Particle Separator Assembly  
7-21 1710021-3



(1) ITEM NO.	(2) SMR CODE	(3) CAGE	(4) PART NUMBER	(5) DESCRIPTION AND USABLE ON CODE (UOC)	(6) QTY
				Group 07 Hydraulic/Pneumatic Systems Fig. 365 Particle Separator Assembly 7-21 1710021-3 See Fig. 361 for NHA	
1	XDOOZ	7S976	91H007-1	• Duct Assembly, Air c .....	1
2	XDOZZ	7S976	91C002-1	•• Channel .....	1
3	XDOZZ	7S976	91C005-1	•• Bracket, FWD .....	1
4	XDOZZ	7S976	91C005-2	•• Bracket, AFT .....	1
5	XDOZZ	98003	HC83314-42-LALB-S	•• Catch, Compression .....	1
6	XDOZZ	7S976	91D012-1	• Bracket, Filter .....	1
7	AOOOO	7S976	91D015-1	• Door, Mtg Plate .....	1
8	PAOOO	7S976	91D004-1	•• Door, Access .....	1
9	MFOZZ	7S976	91C058-1	••• Gasket, Door .....	1
10	XDOZZ	98003	HS83314-SS	••• Strike, Catch .....	1
11	PAOOZ	7S976	91C010-1	•• Cover Access .....	1
12	PAOZZ	71286	2600-3SW	••• Stud, Turnlock Faste .....	1
13	MOOZZ	7S976	91C013-1	•• Lanyard Assy .....	1
14	PAOZZ	39428	3691T541	••• Cable .....	1
15	PAOZZ	96906	MS51844-63	••• Swaging Sleeve, Wire .....	1
16	PAOZZ	86928	5411-31	••• Terminal, Lug .....	1
17	PAOZZ	60047	ABA165-12	•• Tube Assembly, Metal .....	1
18	PAOZZ	60047	AB-A165-3D2	•• Bracket, Mounting .....	1
19	PAOZZ	96906	MS51844-63	•• Swaging Sleeve, Wire .....	1
20	PAOZZ	96906	MS24693-C25	•• Screw, Machine .....	1
21	PAOZZ	64829	AF4339	• Filter Element, Inta .....	1
22	XDOZZ	64829	LEX-1 105	• Label, Modified By .....	1
23	XDOZZ	64829	LEX-1 106	• Label, Modification .....	1
END OF FIGURE					



M09-1175F

Figure 366. Group 07 Pressurized Air System Installation (FS 174 to FS 250) (Upper)  
7-31 1710000-5

(1) ITEM NO.	(2) SMR CODE	(3) CAGE	(4) PART NUMBER	(5) DESCRIPTION AND USABLE ON CODE (UOC)	(6) QTY
				Group 07 Hydraulic/Pneumatic Systems Fig. 366 Pressurized Air System Installation (FS 174 to FS 250) (Upper) 7-31 1710000-5	
1	PAOZZ	96906	MS21902D4	• Nipple, Boss . . . . .	1
2	PAOOO	02731	7-31 1710602	• Insulation Pipe Cov . . . . .	1
3	XDOZZ	02731	HS4367-2	• • Plate, Identificatio . . . . .	1
4	PAOZZ	80205	NAS1096-3-8	• Screw, Machine . . . . .	2
5	PAOZZ	88044	AN960JD10L	• Washer, Flat . . . . .	7
6	PAOZZ	80205	MS21042L3	• Nut, Self-Locking, Ex . . . . .	8
7	PAOZZ	96906	MS21919WCJ14	• Clamp, Loop . . . . .	5
8	PAOZZ	96906	MS21916D6-4	• Reducer, Boss . . . . .	1
9	PAOOO	02731	7-31 1710601	• Tube Assembly, Metal . . . . .	1
10	XDOZZ	02731	HS4367-2	• • Plate, Identificatio . . . . .	1
11	PAOZZ	02731	HS4877-D0806	• Reducer, Tube . . . . .	2
12	PAOZZ	80205	NAS1096-3-7	• Screw, Machine . . . . .	2
13	PAOZZ	80205	NAS1096-3-9	• Screw, Machine . . . . .	3
14	PAOZZ	02731	7-1 16310018	• Valve, Solenoid . . . . .	1
15	PAOZZ	96906	MS51958-67	• Screw, Machine . . . . .	1
16	PAOZZ	80205	NAS43DD3-32N	• Spacer, Sleeve . . . . .	2
17	PAOOO	02731	7-31 1710600-7	• Tube Assembly, Metal . . . . .	1
18	XDOZZ	02731	HS4367-2	• • Plate, Identificatio . . . . .	1
END OF FIGURE					

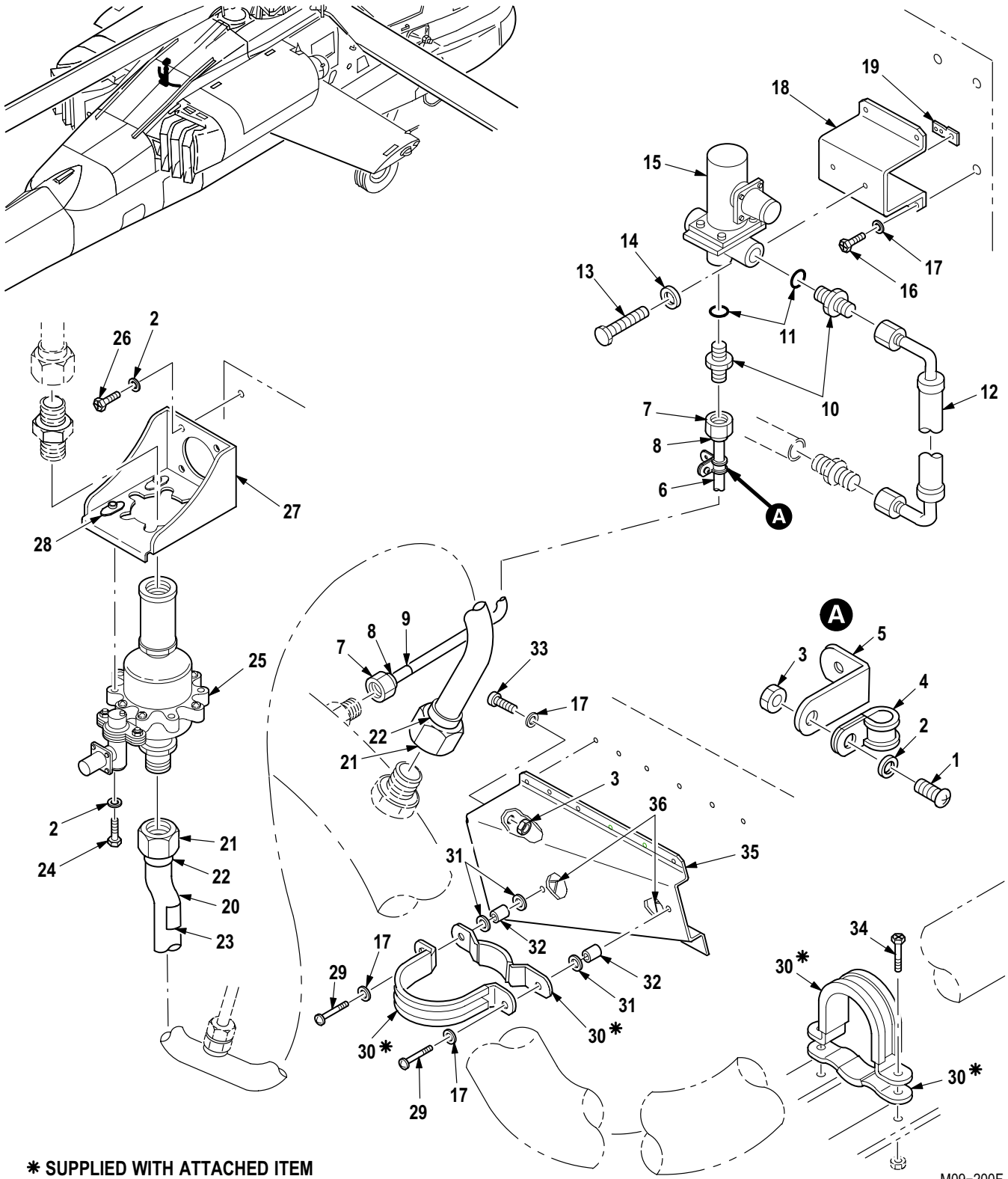
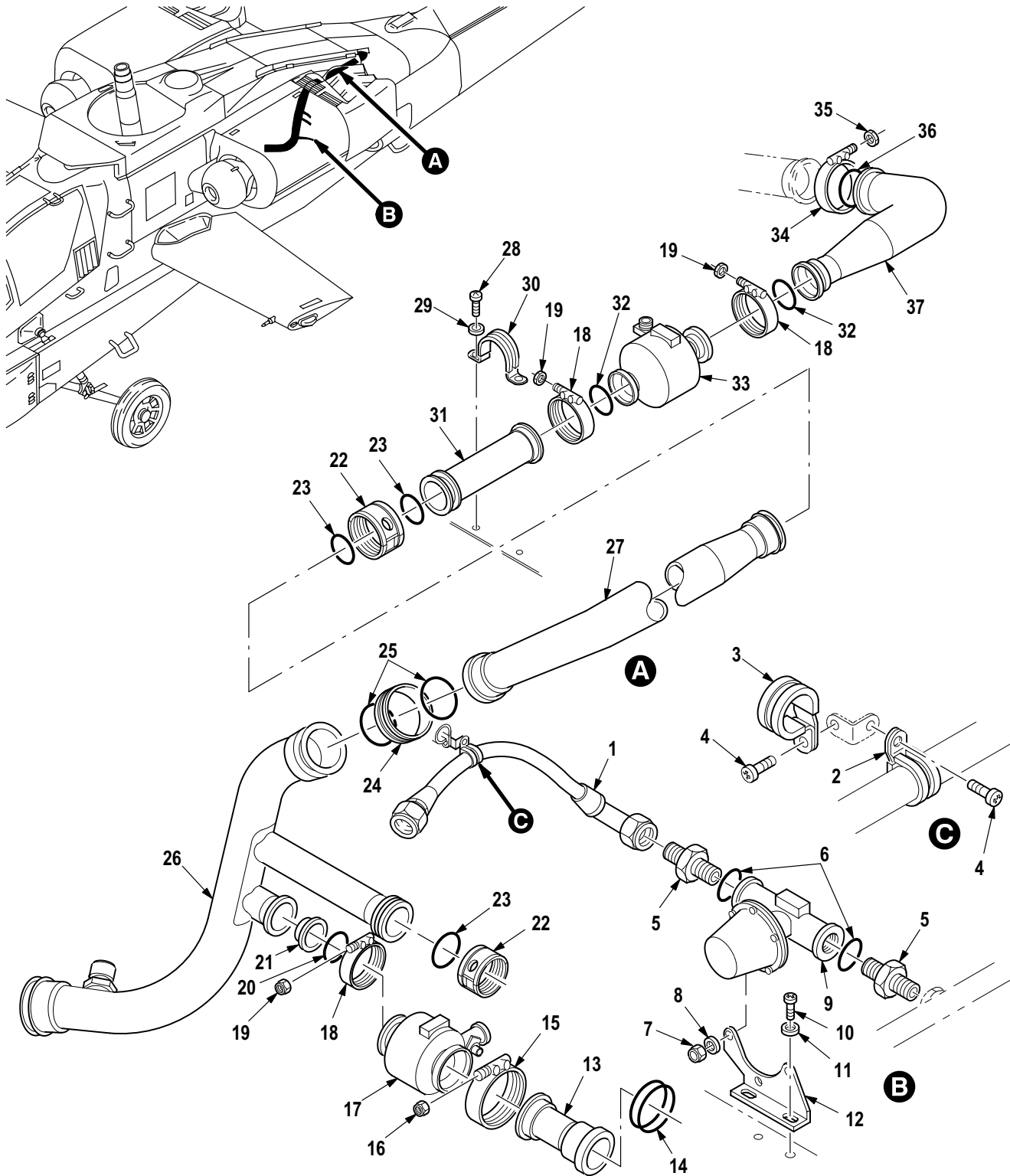


Figure 367. Group 07 Pressurized Air System Installation (FS 247)  
7-31 1710000-5

(1) ITEM NO.	(2) SMR CODE	(3) CAGE	(4) PART NUMBER	(5) DESCRIPTION AND USABLE ON CODE (UOC)	(6) QTY
				Group 07 Hydraulic/Pneumatic Systems Fig. 367 Pressurized Air System Installation (FS 247) 7-31 1710000-5	
1	PAOZZ	80205	NAS603-8	• Screw, Machine .....	2
2	PAOZZ	88044	AN960JD10L	• Washer, Flat .....	3
3	PAOZZ	80205	MS21042L3	• Nut, Self-Locking, Ex .....	1
4	PAOZZ	81349	M85052/1-7	• Clamp, Loop .....	1
5	MOOZZ	02731	7-21 1710068-3	• Bracket .....	1
6	MFOFF	02731	7-31 1710519	• Tube Assy .....	1
7	PAOZZ	96906	MS21921-4D	•• Nut, Tube Coupling .....	2
8	PAOZZ	96906	MS21922-4	•• Sleeve, Clinch, Tube .....	2
9	XDOZZ	02731	HS4367-2	•• Plate, Identificatio .....	1
10	PAOZZ	96906	MS21902D4	• Nipple, Boss .....	3
11	PAOZZ	96906	MS9385-04	• O-Ring .....	2
12	PAOZZ	02731	HS4406CC4-0075	• Hose Assembly, Nonme .....	1
13	PAOZZ	80205	NAS6704-12	• Bolt, Shear .....	1
14	PAOZZ	88044	AN960JD416	• Washer, Flat .....	1
15	PAOZZ	02731	7-1 16310003-3	• Valve, Linear, Direct .....	1
16	PAOZZ	80205	NAS1096-3-9	• Screw, Machine .....	5
17	PAOZZ	88044	AN960JD10	• Washer, Flat .....	12
18	PAOOO	02731	7-31 1710029	• Bracket Assy, Louver .....	1
19	PAOZZ	96906	MS21062L4	•• Nut, Self-Locking, Pl .....	1
20	MFOFF	02731	7-31 1710529-5	• Tube Assy .....	1
21	PAOZZ	96906	MS21921-12D	•• Nut, Tube Coupling .....	2
22	PAOZZ	96906	MS21922-12	•• Sleeve, Clinch, Tube .....	2
23	XDOZZ	02731	HS4367-2	•• Plate, Identificatio .....	1
24	PAOZZ	80205	NAS1403-2	• Screw, Machine .....	4
25	PAODD	02731	7-21 1710060-3	• Valve, Shutoff, Defog .....	1
26	PAOZZ	80205	NAS1403-1	• Screw, Machine .....	4
27	PAOOO	02731	7-21 1A21303-7	• Bracket, Mounting .....	1
28	PAOZZ	02731	HS4174-2	•• Nut, Self-Locking, Pl .....	4
29	XDOZZ	80205	NAS1403-10	• Screw, Machine .....	2
30	PAOZZ	02731	HS4181A32T	• Clamp, Loop .....	2
31	PAOZZ	02731	HS306-323H	• Washer, Flat .....	3
32	PAOZZ	80205	NAS43DD3-25N	• Spacer, Sleeve .....	2
33	PAOZZ	80205	NAS6703-4	• Bolt, Shear .....	2
34	PAOZZ	80205	NAS1096-3-8	• Screw, Machine .....	1
35	PAOOO	02731	7-21 1710025	• Bracket Assy Pressu .....	1
36	PAOZZ	96906	MS21061-3	•• Nut, Self-Locking, Pl .....	2
END OF FIGURE					



M09-201K

Figure 368. Group 07 Pressurized Air System Installation (FS 250 to FS 280) (Part 4)  
7-31 1710000-5

(1) ITEM NO.	(2) SMR CODE	(3) CAGE	(4) PART NUMBER	(5) DESCRIPTION AND USABLE ON CODE (UOC)	(6) QTY
				Group 07 Hydraulic/Pneumatic Systems Fig. 368 Pressurized Air System Installation (FS 250 to FS 280) (Part 4) 7-31 1710000-5	
1	PAOZZ	02731	7-1 16310091-3	• Hose Assembly, Nonme .....	1
2	PAOZZ	96906	MS21919WCJ13	• Clamp, Loop .....	1
3	XDOZZ	96906	MS21919WCJ12	• Clamp, Loop .....	1
4	PAOZZ	80205	NAS603-8	• Screw, Machine .....	3
5	PAOZZ	96906	MS21902D12	• Nipple, Boss .....	2
6	PAOZZ	96906	MS9385-12	• O-Ring .....	2
7	PAOZZ	96906	MS21045L3	• Nut, Self-Locking, He .....	3
8	PAOZZ	88044	AN960JD10	• Washer, Flat .....	5
9	PAOZZ	02731	7-21 1710004	• Valve, Regulating, Fl .....	1
10	PAOZZ	80205	NAS6703-3	• Bolt, Shear .....	4
11	PAOZZ	02731	HS306-323H	• Washer, Flat .....	1
12	PAOZZ	02731	7-21 1710035	• Support, Pressure Re .....	1
13	PAOOO	02731	7-21 1710008	• Seal Assembly .....	1
14	PAOZZ	14711	460-150	• Seal, Nonmetallic Sp .....	1
15	PAOOO	02731	7-21 1710046-3	• Coupling, Clamp, Groo .....	1
16	PAOZA	00624	MMM66131-02	• Nut, Self-Locking, Ex .....	1
17	PAOZZ	02731	7-1 16310061	• Valve, Relief, Pressu .....	1
18	PAOOO	02731	7-21 1710022-3	• Coupling, Clamp, Groo .....	3
19	PAOZZ	00624	MMM66131-02	• Nut, Self-Locking, Ex .....	1
20	PAOZZ	96906	MS9068-128	• O-Ring .....	1
21	PAOZZ	02731	7-1 16310064-3	• Valve, Check .....	1
22	PAOZZ	02731	HS4724-24DE	• Coupling, Clamp, Groo .....	2
23	PAOZZ	96906	MS9068-222	• O-Ring .....	6
24	PAOZZ	79326	W991-32DE	• Coupling Assembly, T .....	1
25	PAOZZ	96906	MS9068-226	• O-Ring .....	4
26	PAOZZ	02731	7-31 1710015	• Manifold, Fluid, Airc .....	1
27	PAOZZ	02731	7-21 1710011	• Tube Assembly, Metal .....	1
28	PAOZZ	80205	NAS1096-3-8	• Screw, Machine .....	2
29	PAOZZ	88044	AN960JD10L	• Washer, Flat .....	4
30	PAOZZ	02731	HS4181A24T	• Clamp, Loop .....	1
31	PAOZZ	02731	7-21 1710037	• Tube Assembly, Metal .....	1
32	PAOZZ	96906	MS9068-131	• O-Ring .....	2
33	PAOZZ	02731	7-1 16310001	• Valve, Solenoid, ECS Shutoff .....	1
34	PAOOO	02731	7-21 1710016-3	• Coupling, Clamp, Groo .....	1
35	PAOZA	00624	MMM66131-02	• Nut, Self-Locking, Ex .....	1
36	PAOZZ	96906	MS9068-136	• O-Ring .....	1
37	PAOZZ	02731	7-21 1710012	• Tube Assembly, Metal .....	1
END OF FIGURE					

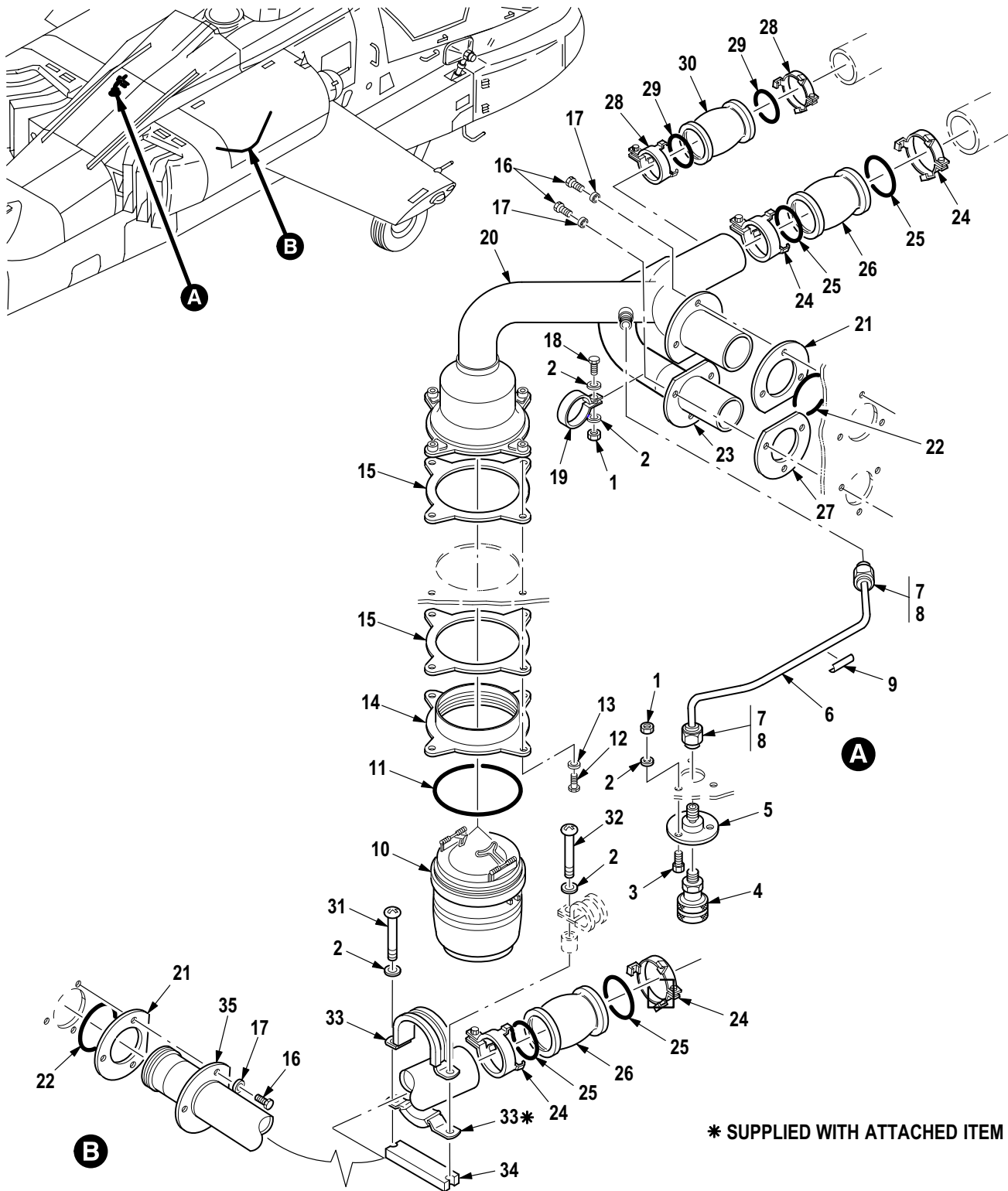
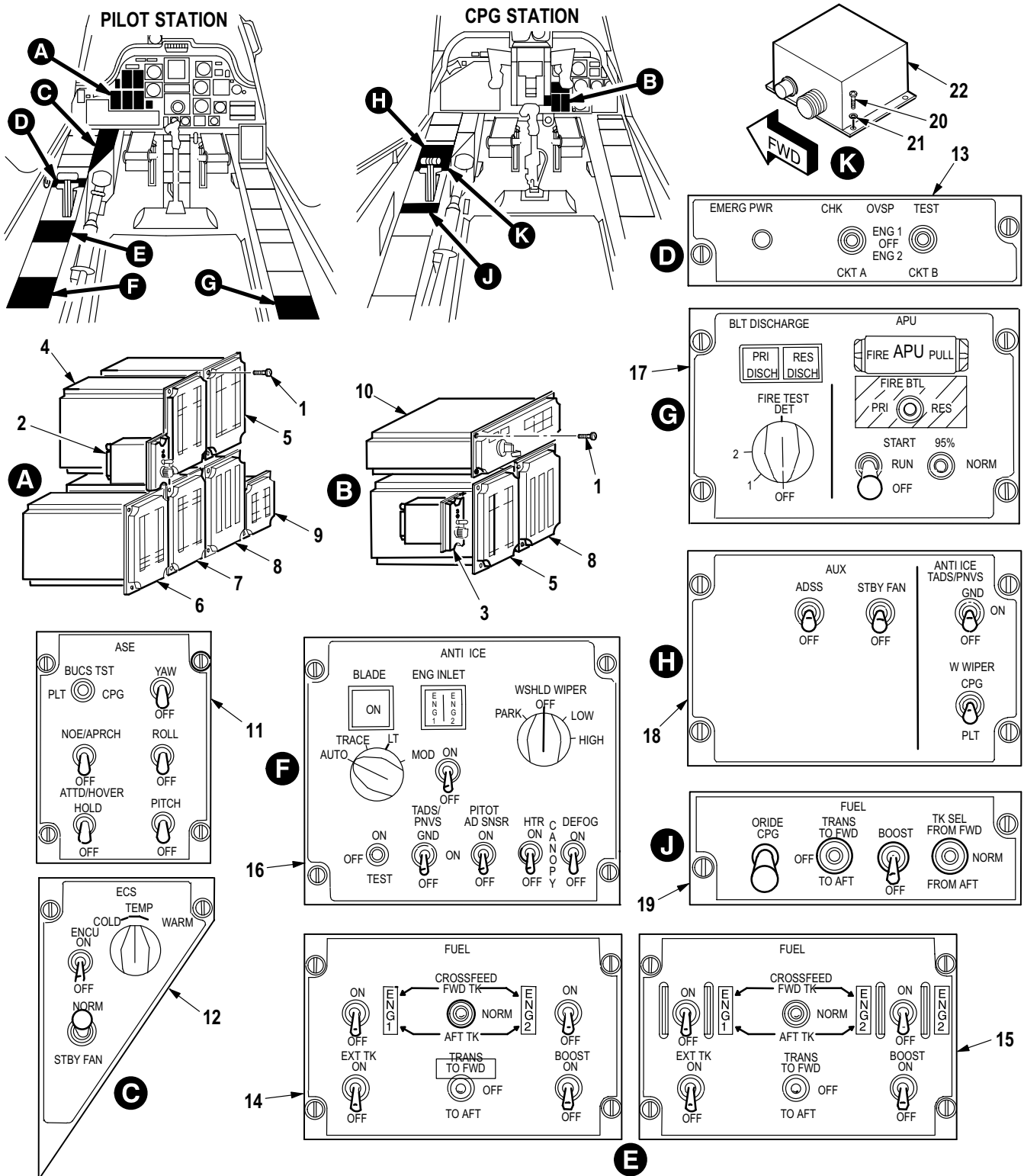


Figure 369. Group 07 Pressurized Air System, Nacelle  
7-31 1710100-7  
7-31 1710100-9



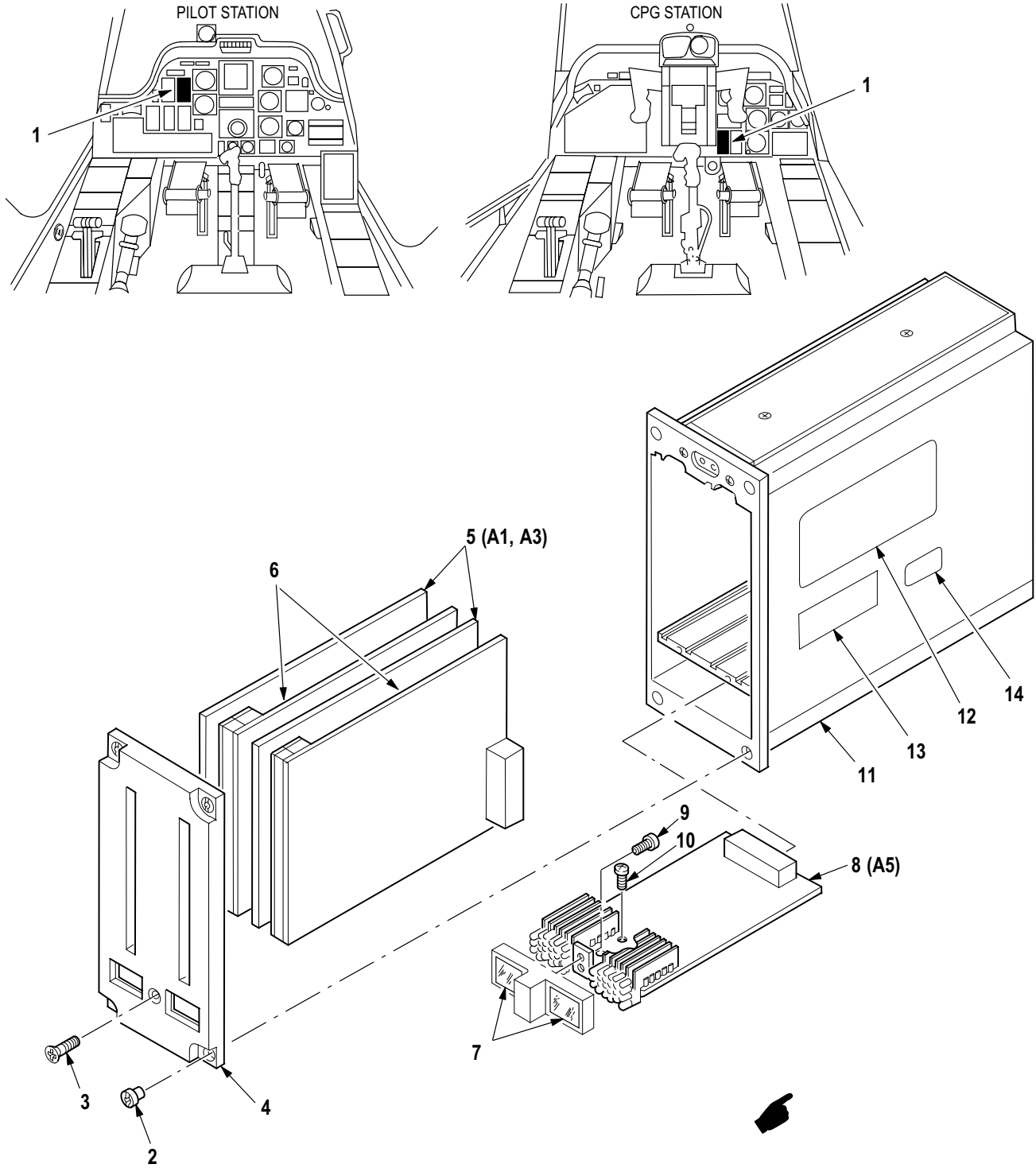
(1) ITEM NO.	(2) SMR CODE	(3) CAGE	(4) PART NUMBER	(5) DESCRIPTION AND USABLE ON CODE (UOC)	(6) QTY
				Group 07 Hydraulic/Pneumatic Systems Fig. 369 Pressurized Air System, Nacelle 7-31 1710100-7 7-31 1710100-9	
1	PAOZZ	80205	MS21042-3	• Nut, Self-Locking, Ex .....	4
2	PAOZZ	88044	AN960C10L	• Washer, Flat .....	5
3	PAOZZ	80205	NAS1403-2	• Screw, Machine .....	3
4	PAOZZ	97111	B32	• Coupling Half, Quick .....	1
5	PAOZZ	02731	7-21 1710106	• Adapter, Straight, Fl .....	1
6	MFOFF	02731	7-31 1710116-5	• Tube Assembly, Metal .....	1
7	PAOZZ	96906	MS21921-4J	• • Nut, Tube Coupling .....	2
8	PAOZZ	96906	MS21922-4C	• • Sleeve, Clinch, Tube .....	2
9	XDOZZ	02731	HS4367-2	• • Plate, Identificatio .....	1
10	PAOOO	02731	7-21 1710101	• Valve, Assy, Air, Star .....	1
11	PAOZZ	00624	NK1004327-10	• • O-Ring .....	1
12	PAOZZ	80205	NAS564-35	• Bolt, Machine .....	4
13	PAOZZ	88044	AN960C416L	• Washer, Flat .....	4
14	PAOZZ	02731	7-31 1710109-3	• Flange, Ground Air C .....	1
15	PAOZZ	8V613	7-21 1710113	• Gasket .....	2
16	PAOZZ	80205	NAS6603-2	• Bolt, Shear .....	6
17	PAOZZ	88044	AN960XC10L	• Washer, Flat .....	6
18	PAOZZ	80205	NAS623-3-3	• Screw, Machine .....	1
19	XDOZZ	02731	7-1 16320027	• Clamp, Loop .....	1
20	PAOZZ	02731	7-31 1710102-3	• Manifold, Ground Air .....	1
21	PAOZZ	02731	7-21 1710110	• Gasket .....	1
22	PAOZZ	96906	MS9068-222	• O-Ring .....	1
23	PAOZZ	02731	7-31 1710111-3	• Restrictor, Fluid Fl .....	1
24	PAOZZ	02731	HS4733-150	• Clamp, Hose .....	2
25	PAOZZ	02731	HS4732-460-150	• Seal, Nonmetallic Sp .....	2
26	PAOZZ	02731	7-1 16320021-5	• Duct Assembly, Air C .....	1
27	PAOZZ	02731	7-21 1710112	• Gasket .....	1
28	PAOZZ	02731	HS4733-125	• Clamp, Seal Retainer .....	2
29	PAOZZ	02731	HS4732-460-125	• Seal, Plain .....	2
30	PAOZZ	02731	7-1 16320021-3	• Duct Assembly, Air C .....	1
31	PAOZZ	80205	NAS623-3-1 1	• Screw, Machine .....	1
32	PAOZZ	80205	NAS623-3-10	• Screw, Machine .....	4
33	PAOZZ	02731	HS4181A24T	• Clamp, Loop .....	1
34	PAOZZ	02731	7-21 1710115	• Block, Line Support .....	1
35	PAOZZ	02731	7-31 1710105-3	• Tube Assembly, Metal .....	1
END OF FIGURE					



M09-088C

Figure 370. Group 08 Pilot and Copilot/Gunner Instrument Panel (Engine Instruments)

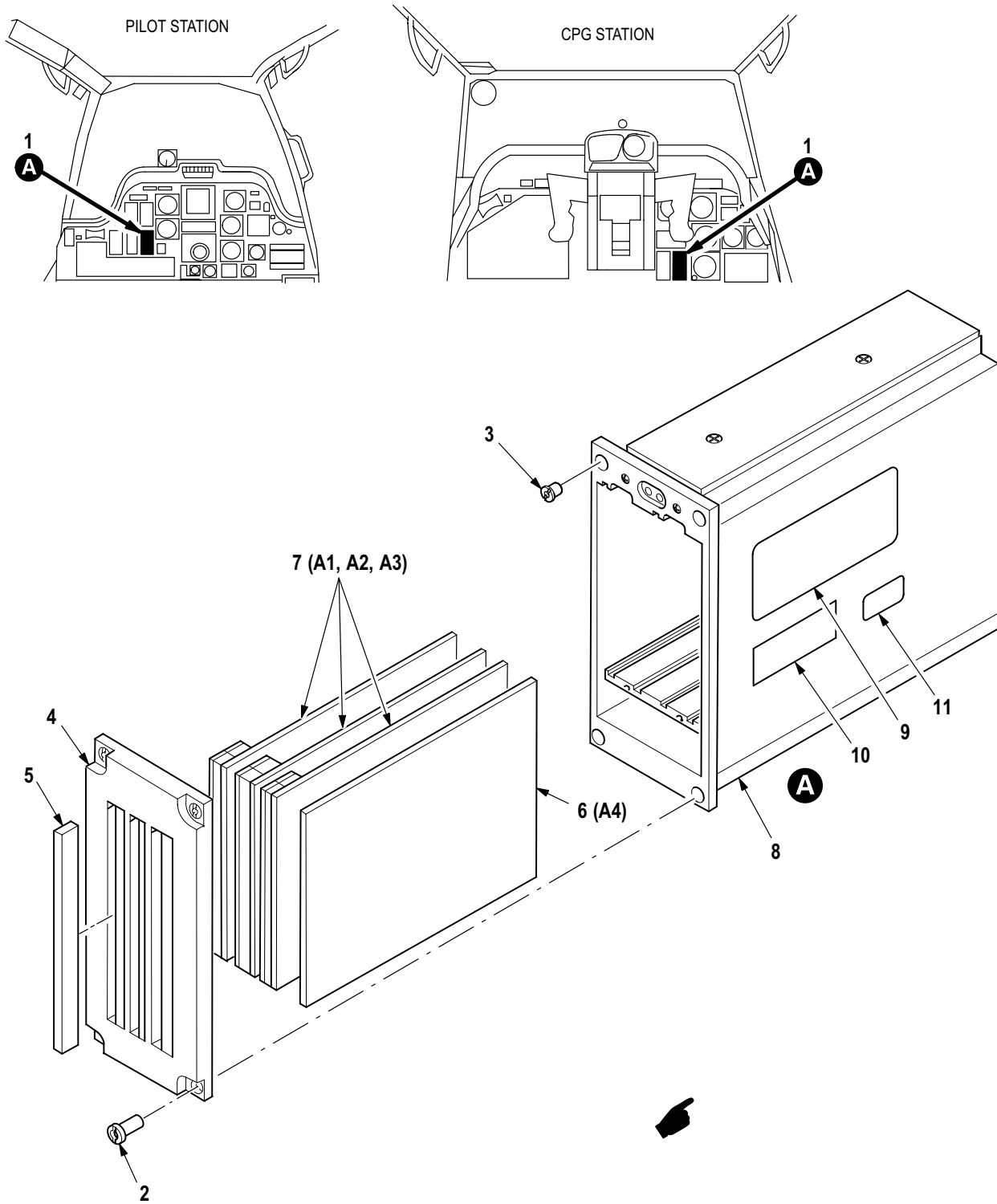
(1) ITEM NO.	(2) SMR CODE	(3) CAGE	(4) PART NUMBER	(5) DESCRIPTION AND USABLE ON CODE (UOC)	(6) QTY
				Group 08 Instrument System Fig. 370 Pilot and Copilot/Gunner Instrument Panel (Engine Instruments)	
1	PAOZZ	96906	MS51957-30B	• Screw, Machine . . . . .	4
2	PAOFF	02731	7-21 1C20016-5	• Dim and Test Unit (See Fig. 378 for Breakdown) . . . . .	4
3	PAOFF	02731	7-21 1C20016-3	• Dim and Test Unit (See Fig. 378 for Breakdown) . . . . .	1
4	PAOFF	02731	7-31 1C20001	• Indicator, Exhaust T (See Fig. 373 for Breakdown) . . . . .	1
5	PAODD	02731	7-31 1C20003	• Indicator, Torquemeter (See Fig. 371 for Breakdown) . . . . .	1
6	PAODD	02731	7-31 1C20006	• Indicator, Liquid Qu (See Fig. 377 for Breakdown) . . . . .	1
7	PAOZZ	02731	7-31 1C20007	• Indicator, Digital D (See Fig. 374 for Breakdown) . . . . .	1
8	PAOFF	02731	7-31 1C20004	• Indicator, Electrica (See Fig. 372 for Breakdown) (Usbl Eff 701 Engines) . . . . .	1
8	PAOFF	02731	7-31 1C20004-3	• Indicator, Electrica (See Fig. 372 for Breakdown) (Usbl Eff 701C Engines) . . . . .	1
9	PAODD	02731	7-31 1C20005-3	• Indicator, Pressure (See Fig. 375 for Breakdown) . . . . .	1
10	PAODD	02731	7-31 1C20010	• Indicator, Digital D (See Fig. 376 for Breakdown) . . . . .	1
11	PAOFF	02731	7-31 1D00015	• Panel Assembly (See Fig. 637 for Breakdown) . . . . .	1
12	PAOFF	02731	7-31 1A20012	• Panel, Power Distrib (See Fig. 674 for Breakdown) . . . . .	1
13	PAOFF	02731	7-31 1660031	• Panel Assy, Emergenc (See Fig. 256 for Breakdown) . . . . .	1
14	PAOFF	02731	7-31 1642069-605	• Panel Assembly, Fuel (See Fig. 561 for Breakdown) . . . . .	1
15	PAOFF	02731	7-31 1642069-607	• Panel, Assy Fuel Pil (See Fig. 561 for Breakdown) A/C With MWO 1-1520-238-50-40 Incorporated . . . . .	1
16	PAOFF	02731	7-31 1A10010-7	• Panel, Power Distrib (See Fig. 659 for Breakdown) . . . . .	1
17	PAOFF	02731	7-31 1650003-5	• Panel Assy, Cockpit (See Fig. 665 for Breakdown) . . . . .	1
18	PAOFF	02731	7-31 1B11113	• Panel Assy, Copilot (See Fig. 660 for Breakdown) . . . . .	1
19	PAOFF	02731	7-31 1642307-5	• Panel Assy, Console (See Fig. 562 for Breakdown) . . . . .	1
20	PAOZZ	96906	MS51958-63	• Screw, Machine . . . . .	4
21	PAOZZ	88044	AN960JD10L	• Washer, Flat . . . . .	4
22	PAOFF	02731	7-21 1A12106	• Control Box, Electri (See Fig. 379 for Breakdown) . . . . .	1
END OF FIGURE					



M09-203G

Figure 371. Group 08 Indicator, Engine Torque  
7-31 1C20003

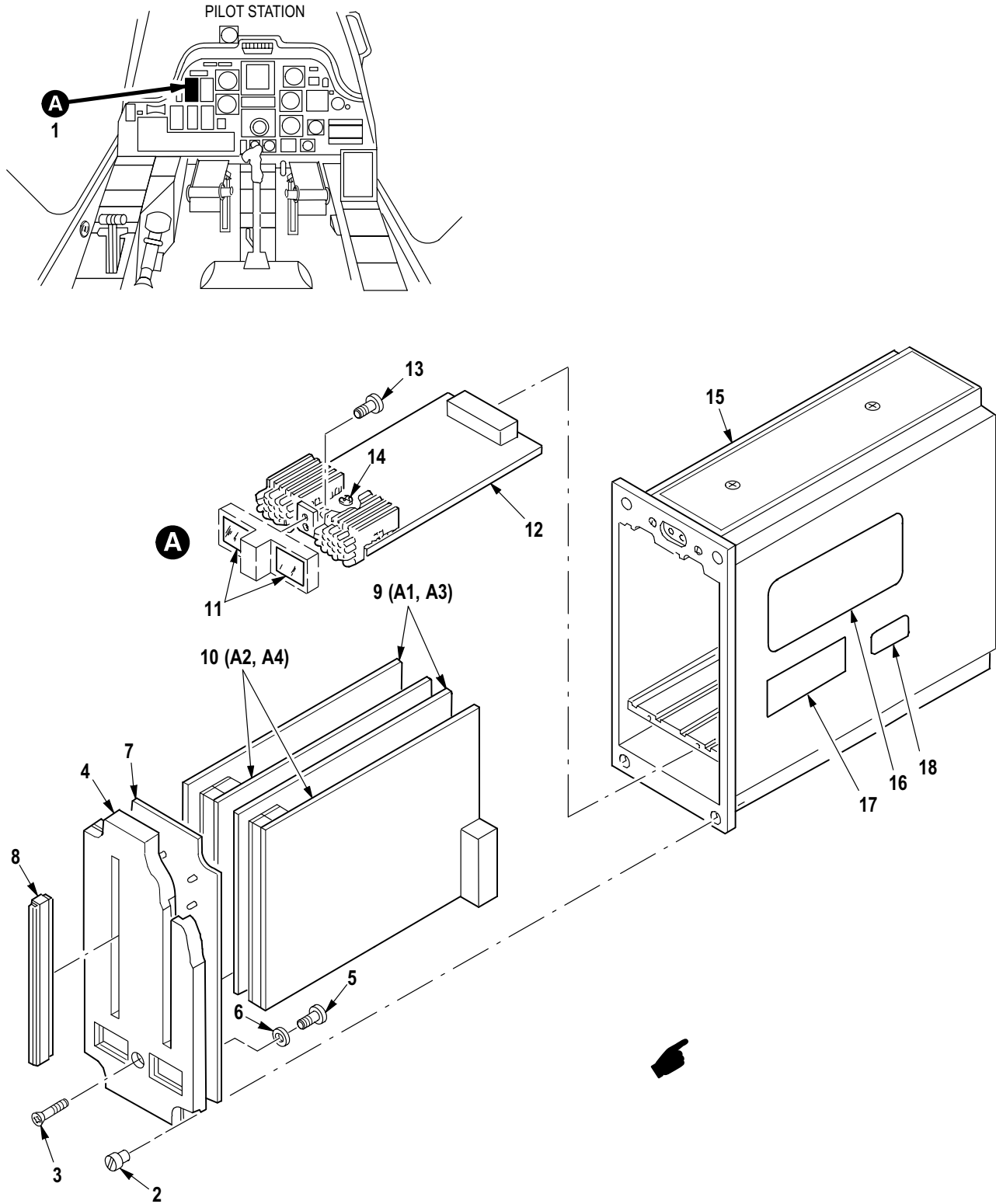
(1) ITEM NO.	(2) SMR CODE	(3) CAGE	(4) PART NUMBER	(5) DESCRIPTION AND USABLE ON CODE (UOC)	(6) QTY
				Group 08 Instrument System Fig. 371 Indicator, Engine Torque 7-31 1C20003 See Fig. 370 for NHA	
1	XCODD	90073	245-476810-005	• Display Assy, 28 Lmp .....	1
2	PAFZZ	90073	530-350940-000	•• Bushing, Sleeve .....	4
3	PAFZZ	96906	MS51959-6B	•• Screw, Machine .....	1
4	PBODD	90073	622-481743-000	•• Panel Front Subasse .....	1
5	PAFDD	90073	220-476820-003	•• Circuit Card Assemb .....	2
6	PAFZA	90073	220-476836-001	•• Circuit Card Assemb .....	2
7	XDOZZ	90073	566-351861-000	•• Filter Amber Digit .....	2
8	PAFFF	90073	220-476673-004	•• Digital Driver, Disp .....	1
9	PAFZZ	96906	MS51957-1	••• Screw, Machine .....	2
10	PAFZZ	96906	MS51957-3	••• Screw, Machine .....	2
11	XDFDD	90073	538-47681 1-005	• Case Assembly, Indic .....	1
12	XDFZZ	90073	624-356269-000	• Plate, Ident Torque .....	1
13	XDFZZ	90073	624-352270-000	• Modification Plate .....	1
14	XDFZZ	90073	624-352277-000	• Label, Ident .....	1
END OF FIGURE					



M09-786G

Figure 372. Group 08 Indicator, Engine Rotor RPM  
7-31 1C20004 (Usbl Eff With 701 Engines)  
7-31 1C20004-3 (Usbl Eff With 701C Engines)

(1) ITEM NO.	(2) SMR CODE	(3) CAGE	(4) PART NUMBER	(5) DESCRIPTION AND USABLE ON CODE (UOC)	(6) QTY
				Group 08 Instrument System Fig. 372 Indicator, Engine Rotor RPM 7-31 1C20004, (Usbl Eff With 701 Engines) 7-31 1C20004-3, (Usbl Eff With 701C Engines) See Fig. 370 for NHA	
1	XCODD	90073	245-476816-001	• Display, Eng Instr (Usbl Eff 82-23356 thru 90-0434) . . . .	1
1	XCODD	90073	245-476816-002	• Display, Eng Instr (Usbl Eff 90-0435 and Subs) . . . . .	1
2	PAFZZ	90073	530-350940-000	•• Bushing, Sleeve . . . . .	4
3	PAFZZ	90073	530-354824-000	•• Bushing, Machine Thr . . . . .	1
4	PAFZZ	90073	622-481773-000	•• Panel Front Subasse (Usbl Eff 701 Engines) . . . . .	1
4	PAFZZ	90073	622-481773-001	•• Panel, Indicator (Usbl Eff 701C Engines) . . . . .	1
5	XAFZZ	90073	600-352495-002	••• Housing, Analog Opt (Usbl Eff 90-0435 and Subs) . . . .	3
5	XAFZZ	90073	600-352495-000	••• Housing, Analog Opt (Usbl Eff 82-23356 thru 90-0434) . . . . .	3
6	PAFZZ	90073	220-422295-000	•• Circuit Card Assemb . . . . .	1
7	PAFZZ	90073	220-476841-000	•• Circuit Card Assemb . . . . .	3
8	XDDDD	90073	538-476817-001	•• Case, Assembly, Indic . . . . .	1
9	XDFZZ	90073	624-601674-000	• Plate, Ident . . . . .	1
10	XDFZZ	90073	624-352270-000	• Modification Plate . . . . .	1
11	XDFZZ	90073	624-352277-000	• Label, Ident . . . . .	1
END OF FIGURE					

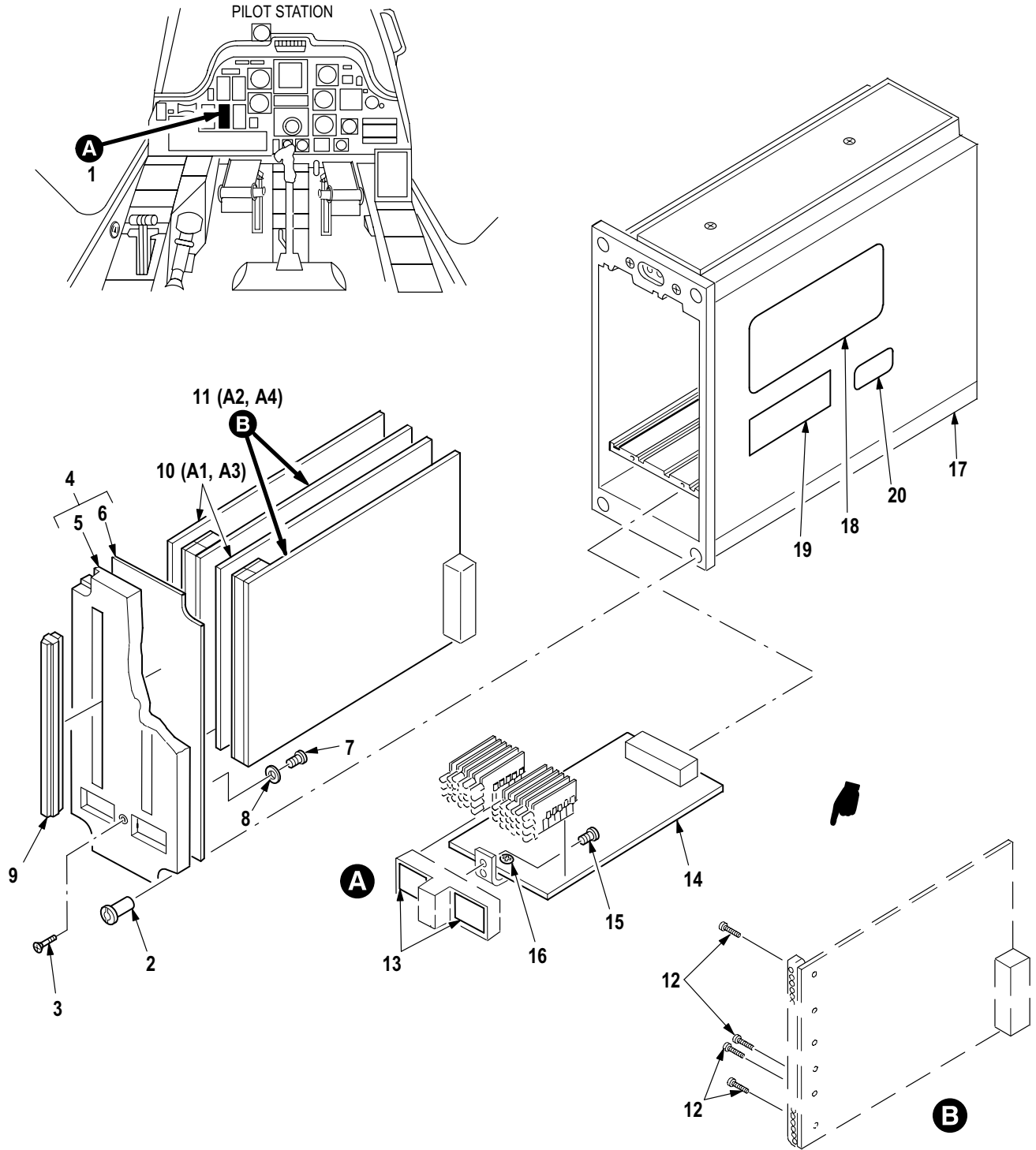


M09-204H

Figure 373. Group 08 Indicator, Turbine Gas Temperature  
7-31 1C20001



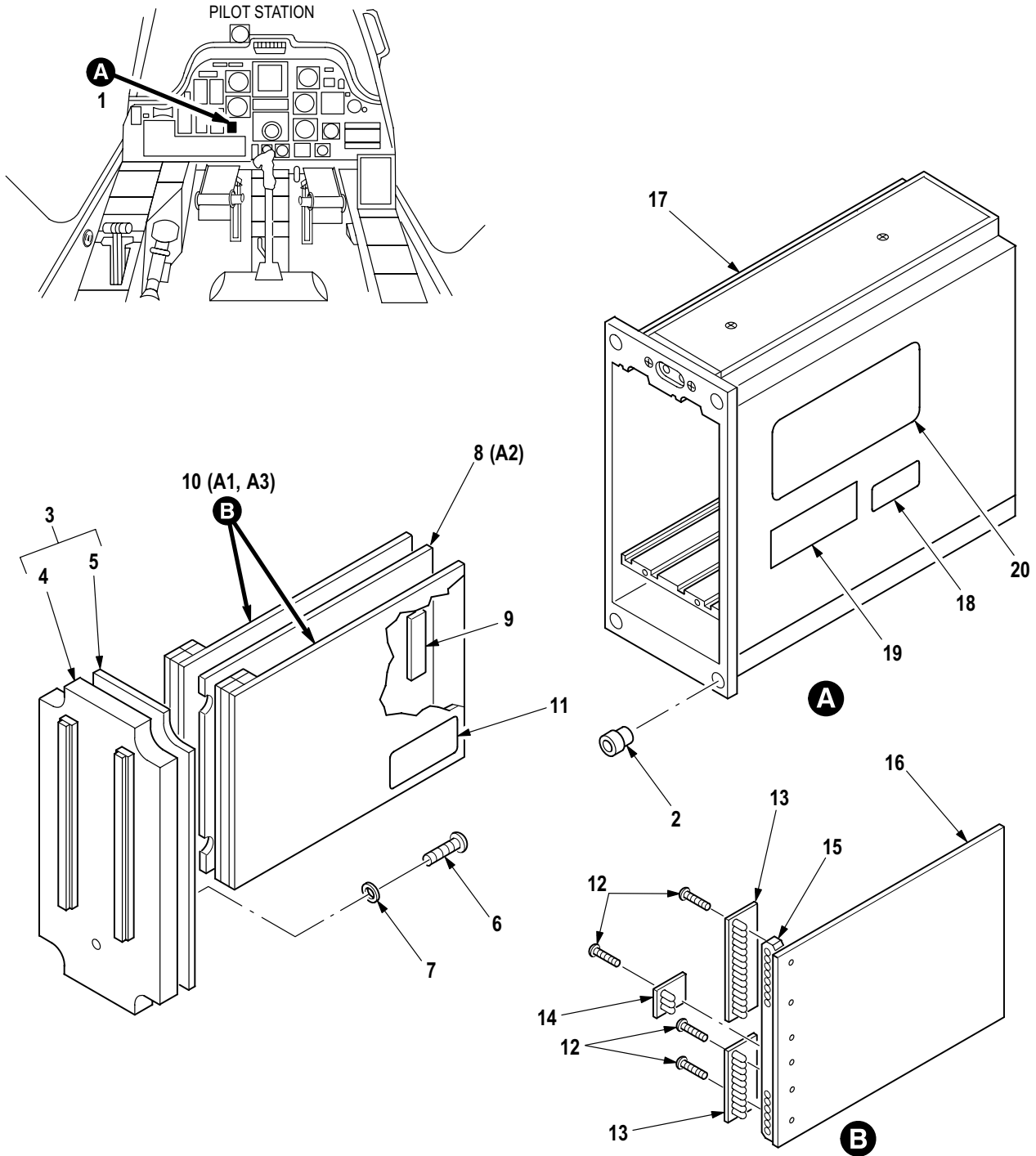
(1) ITEM NO.	(2) SMR CODE	(3) CAGE	(4) PART NUMBER	(5) DESCRIPTION AND USABLE ON CODE (UOC)	(6) QTY
				Group 08 Instrument System Fig. 373 Indicator, Turbine Gas Temperature 7-31 1C20001 See Fig. 370 for NHA	
1	PAFFF	90073	245-476810-004	• Panel, Indicator .....	1
2	PAFZZ	90073	530-350940-000	•• Bushing, Sleeve .....	4
3	PAFZZ	96906	MS51959-6B	•• Screw, Machine .....	1
4	PAFFF	90073	622-481742-000	•• Panel, Front Subasse .....	1
5	PAFZZ	96906	MS51957-2	••• Screw, Machine .....	2
6	PAFZZ	96906	MS35333-69	••• Washer, Lock .....	2
7	PAFZZ	90073	220-601769-000	••• Lighting Panel Asse .....	1
8	XDFZZ	90073	600-352495-001	••• Housing, Analog, Indi .....	2
9	PAFZZ	90073	220-476955-002	•• Circuit Card Assemb .....	2
10	PAFZZ	90073	220-476835-001	•• Circuit Card Assemb .....	2
11	PAFZZ	90073	566-351861-000	•• Filter Amber Digit .....	2
12	PAFFF	90073	220-476673-004	•• Digital Driver, Disp .....	1
13	PAFZZ	96906	MS51957-1	••• Screw, Machine .....	2
14	PAFZZ	96906	MS51957-3	••• Screw, Machine .....	2
15	XDFDD	90073	538-47681 1-004	•• Case Assembly, Indic .....	1
16	XDFZZ	90073	624-356268-000	• Plate, Ident Tgt .....	1
17	XDFZZ	90073	624-352270-000	• Modification Plate .....	1
18	XDFZZ	90073	624-352277-000	• Label, Ident .....	1
END OF FIGURE					



M09-205F

Figure 374. Group 08 Indicator, Gas Generator, RPM  
7-31 1C20007

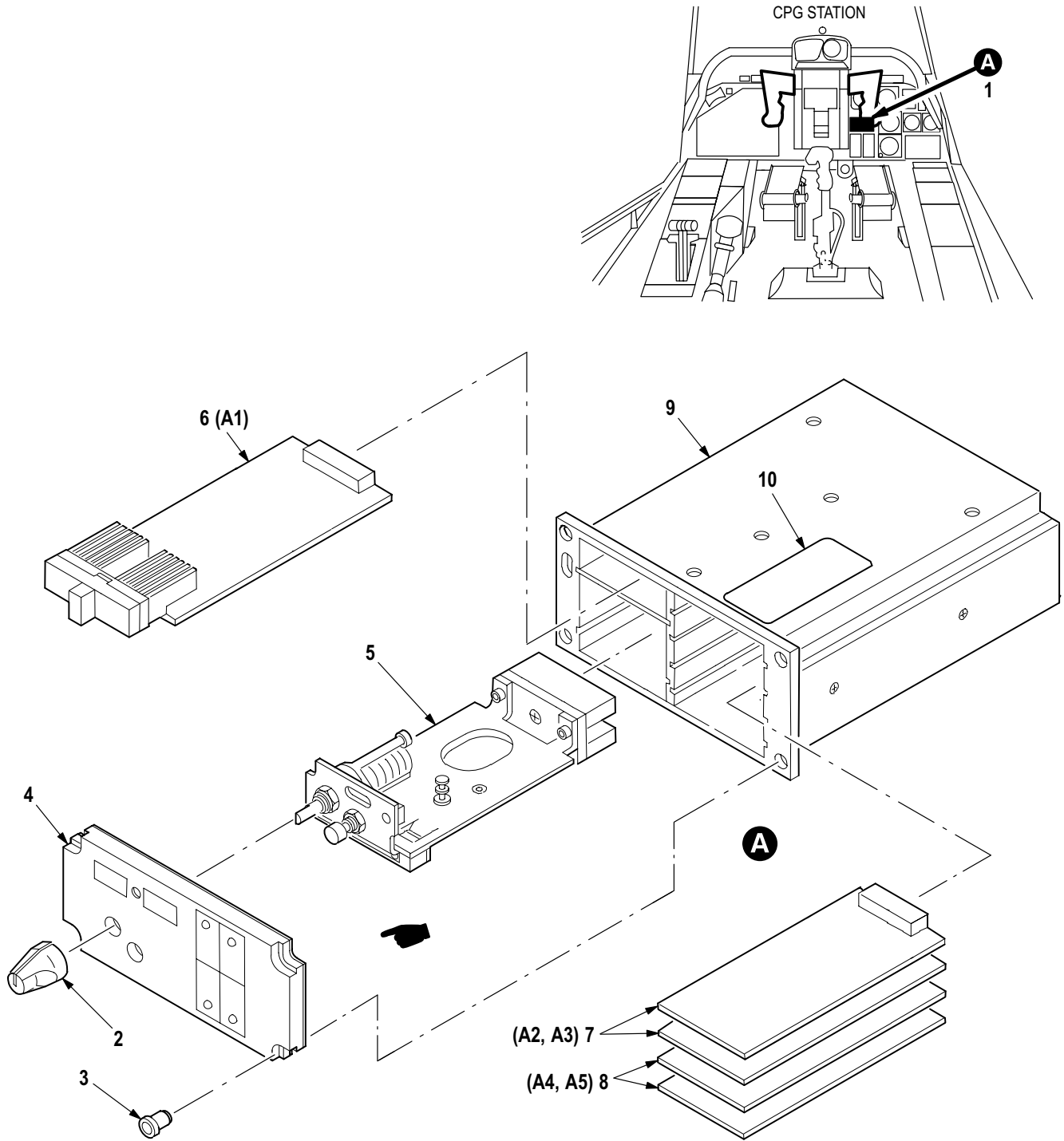
(1) ITEM NO.	(2) SMR CODE	(3) CAGE	(4) PART NUMBER	(5) DESCRIPTION AND USABLE ON CODE (UOC)	(6) QTY
				Group 08 Instrument System Fig. 374 Indicator, Gas Generator, RPM 7-31 1C20007 See Fig. 370 for NHA	
1	XDDDD	90073	245-476810-006	• Display Assy, 28 Lmp .....	1
2	PAFZZ	90073	530-350940-000	•• Bushing, Sleeve .....	4
3	PAFZZ	96906	MS51959-6B	•• Screw, Machine .....	1
4	PAFFF	90073	622-481771-000	•• Panel Front Subasse .....	1
5	XAFFF	90073	622-481774-000	••• Panel, Lamp Indicato .....	1
6	PAFZZ	90073	220-601770-000	•••• Lighting Panel Asse .....	1
7	PAFZZ	96906	MS51957-2	•••• Screw, Machine .....	2
8	PAFZZ	96906	MS35333-69	•••• Washer, Lock .....	2
9	XDFZZ	90073	600-352495-001	••• Housing, Analog, Indi .....	2
10	PAFZZ	90073	220-476823-002	•• Circuit Card Assemb .....	2
11	PAFZZ	90073	220-476837-000	•• Card, Analog Display .....	2
12	PAFZZ	80205	NAS1635-00-3	••• Screw, Machine .....	9
13	PAFZZ	90073	566-351861-000	•• Filter Amber Digit .....	2
14	PAFDD	90073	220-476673-012	•• Printed Circuit Boa .....	1
15	PAFZZ	96906	MS51957-1	••• Screw, Machine .....	2
16	PAFZZ	96906	MS51957-3	••• Screw, Machine .....	2
17	XDDDD	90073	538-47681 1-006	•• Case Assembly, Indic .....	1
18	XDFZZ	90073	624-356270-000	• Plate, Ident, Ng%RPM .....	1
19	XDFZZ	90073	624-352270-000	• Modification Plate .....	1
20	XDFZZ	90073	624-352277-000	• Label, Ident .....	1
END OF FIGURE					



M09-836G

Figure 375. Group 08 Indicator, Engine Oil Pressure  
7-31 1C20005-3

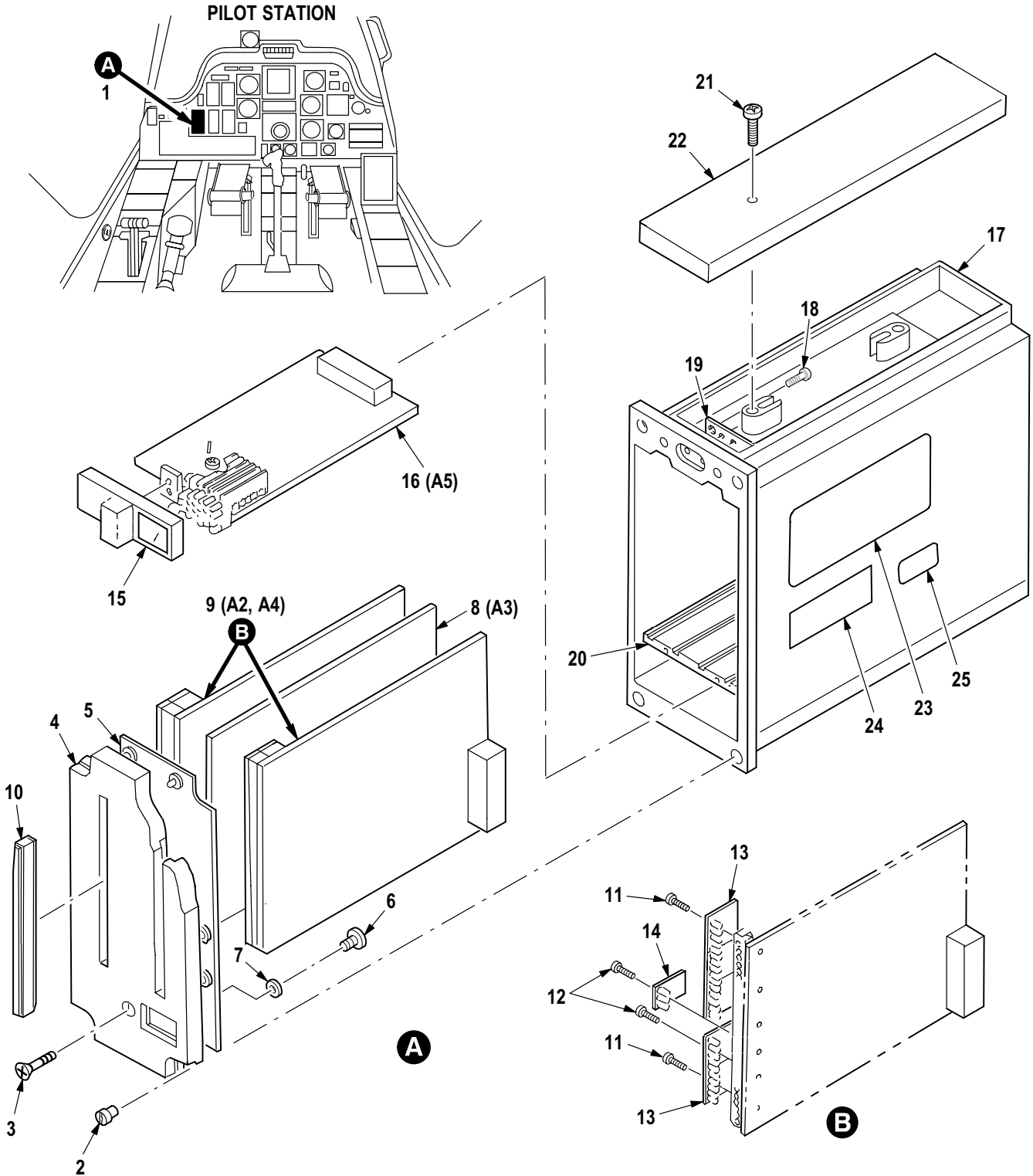
(1) ITEM NO.	(2) SMR CODE	(3) CAGE	(4) PART NUMBER	(5) DESCRIPTION AND USABLE ON CODE (UOC)	(6) QTY
				Group 08 Instrument System Fig. 375 Indicator, Engine Oil Pressure 7-31 1C20005-3 See Fig. 370 for NHA	
1	XCODD	90073	245-476812-003	• Display Assy, 16 Lmp .....	1
2	PAFZZ	90073	530-350940-000	•• Bushing, Sleeve .....	4
3	PAFFF	90073	622-481744-000	•• Panel, Front Subasse .....	1
4	PBFFF	90073	622-481747-000	••• Panel, Indicating, Li .....	1
5	PAFZZ	90073	220-601773-000	•••• Panel Assembly, Ligh .....	1
6	PAFZZ	96906	MS51957-2	•••• Screw, Machine .....	2
7	PAFZZ	96906	MS35333-69	•••• Washer, Lock .....	2
8	PAFZZ	90073	220-422285-000	•• Interface, Oil Press .....	1
9	XDFZZ	90073	612-354223-000	••• Plate, Identificatio .....	1
10	PAFDD	90073	220-476840-001	•• Circuit Card Assemb .....	2
11	XDFZZ	90073	612-354223-001	••• Plate, Identificatio .....	1
12	PAFZZ	80205	NAS1635-00-3	••• Screw, Machine .....	2
13	PAFZZ	90073	220-352864-000	••• Lamp Board .....	2
14	PAFZZ	90073	220-352866-000	••• Lamp Board .....	2
15	XDFZZ	90073	520-419709-000	••• Bar, Analog Light .....	1
16	XAFDD	90073	220-476772-003	••• Circuit Card Assemb .....	1
17	PAFDD	90073	538-476813-003	•• Case, Lamp .....	1
18	XDFZZ	90073	624-356140-000	• Plate, Ident Eop .....	1
19	XDFZZ	90073	624-352270-000	• Modification Plate .....	1
20	XDFZZ	90073	624-352277-000	• Label, Ident .....	1
END OF FIGURE					



M09-849H

Figure 376. Group 08 Digital Display Panel, Selectable Parameter, Copilot/Gunner  
7-31 1C20010

(1) ITEM NO.	(2) SMR CODE	(3) CAGE	(4) PART NUMBER	(5) DESCRIPTION AND USABLE ON CODE (UOC)	(6) QTY
				Group 08 Instrument System Fig. 376 Digital Display Panel, Selectable Parameter, Copilot/Gunner 7-31 1C20010 See Fig. 370 for NHA	
1	XAODD	90073	245-476814-001	• Selectable Dual Dsy .....	1
2	PAOZZ	15084	TT377A1B3	•• Knob .....	1
3	PAFZZ	90073	530-350940-000	•• Bushing, Sleeve .....	4
4	PAFZZ	90073	622-422297-000	•• Panel Front Subasse .....	1
5	PAFDD	90073	245-474521-001	•• Swich Module Assem .....	1
6	PAFDD	90073	220-476673-014	••• Printed Circuit Boa .....	1
7	PAFDD	90073	220-476961-003	•• Voltmeter, Digital .....	2
8	PAFDD	90073	220-421791-000	•• Circuit Card Assemb .....	2
9	XDFDD	90073	538-474667-002	•• Case Assembly, Indic .....	1
10	XDFZZ	90073	624-356276-000	• Plate, Ident .....	1
END OF FIGURE					

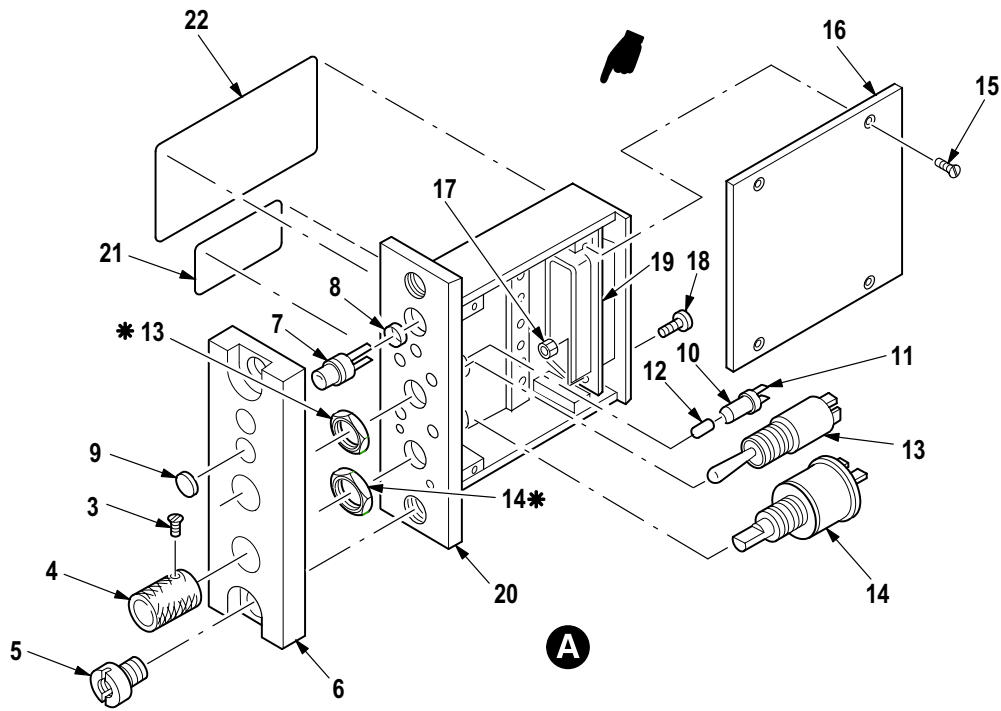
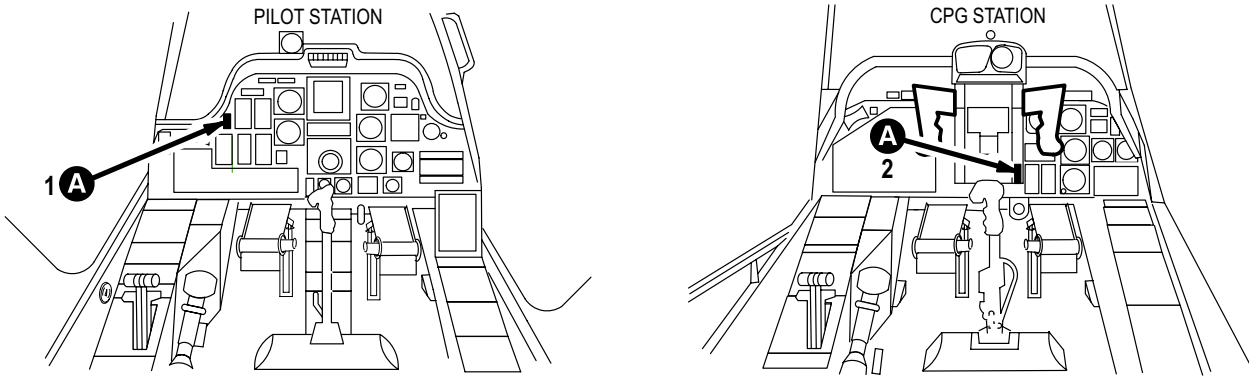


M09-206J

Figure 377. Group 08 Indicator, Engine Fuel Quantity  
7-31 1C20006



(1) ITEM NO.	(2) SMR CODE	(3) CAGE	(4) PART NUMBER	(5) DESCRIPTION AND USABLE ON CODE (UOC)	(6) QTY
				Group 08 Instrument System Fig. 377 Indicator, Engine Fuel Quantity 7-31 1C20006 See Fig. 370 for NHA	
1	XDODD	90073	245-476810-007	• Engine Instr Dspl . . . . .	1
2	PAFZZ	90073	530-350940-000	•• Bushing, Sleeve . . . . .	4
3	PAFZZ	96906	MS51959-6B	•• Screw, Machine . . . . .	1
4	PAFFF	90073	622-481772-000	•• Panel Front Subasse . . . . .	1
5	PAFZZ	90073	220-601771-000	•••• Lighting Panel Asse . . . . .	1
6	PAFZZ	96906	MS51957-2	•••• Screw, Machine . . . . .	2
7	PAFZZ	96906	MS35333-69	•••• Washer, Lock . . . . .	2
8	PAFDD	90073	220-477447-001	•• Circuit Card Assemb . . . . .	1
9	PAFDD	90073	220-476838-001	•• Circuit Card Assemb . . . . .	2
10	XDFZZ	90073	600-352495-001	••• Housing, Analog, Indi . . . . .	2
11	PAFZZ	80205	NAS1635-00-3	••• Screw, Machine . . . . .	3
12	PAFZZ	80205	NAS1635-00-2	••• Screw, Machine . . . . .	6
13	PAFZZ	90073	220-352864-000	••• Lamp Board . . . . .	5
14	PAFZZ	90073	220-352866-000	••• Lamp Board . . . . .	1
15	PAFZZ	90073	566-351861-000	•• Filter Amber Digit . . . . .	1
16	PAOZA	90073	220-476831-002	•• Digital Driver, 3 Di . . . . .	1
17	XDFDD	90073	538-47681 1-007	•• Case, Assembly, Indic . . . . .	1
18	PAFZZ	80205	NAS1635-00-3	••• Screw, Machine . . . . .	14
19	PAFZZ	90073	230-352787-000	••• Connector, Receptacl . . . . .	1
20	PAFZZ	90073	592-422265-000	••• Guide, Module . . . . .	6
21	PAFZZ	80205	NAS662C2R4	••• Screw, Machine . . . . .	4
22	XDFZZ	90073	550-355427-000	••• Cover, Electronic Co . . . . .	2
23	XDFZZ	90073	624-356271-000	• Plate, Ident, Fuel . . . . .	1
24	XDFZZ	90073	624-352270-000	• Modification Plate . . . . .	1
25	XDFZZ	90073	624-352277-000	• Label, Ident . . . . .	1
END OF FIGURE					

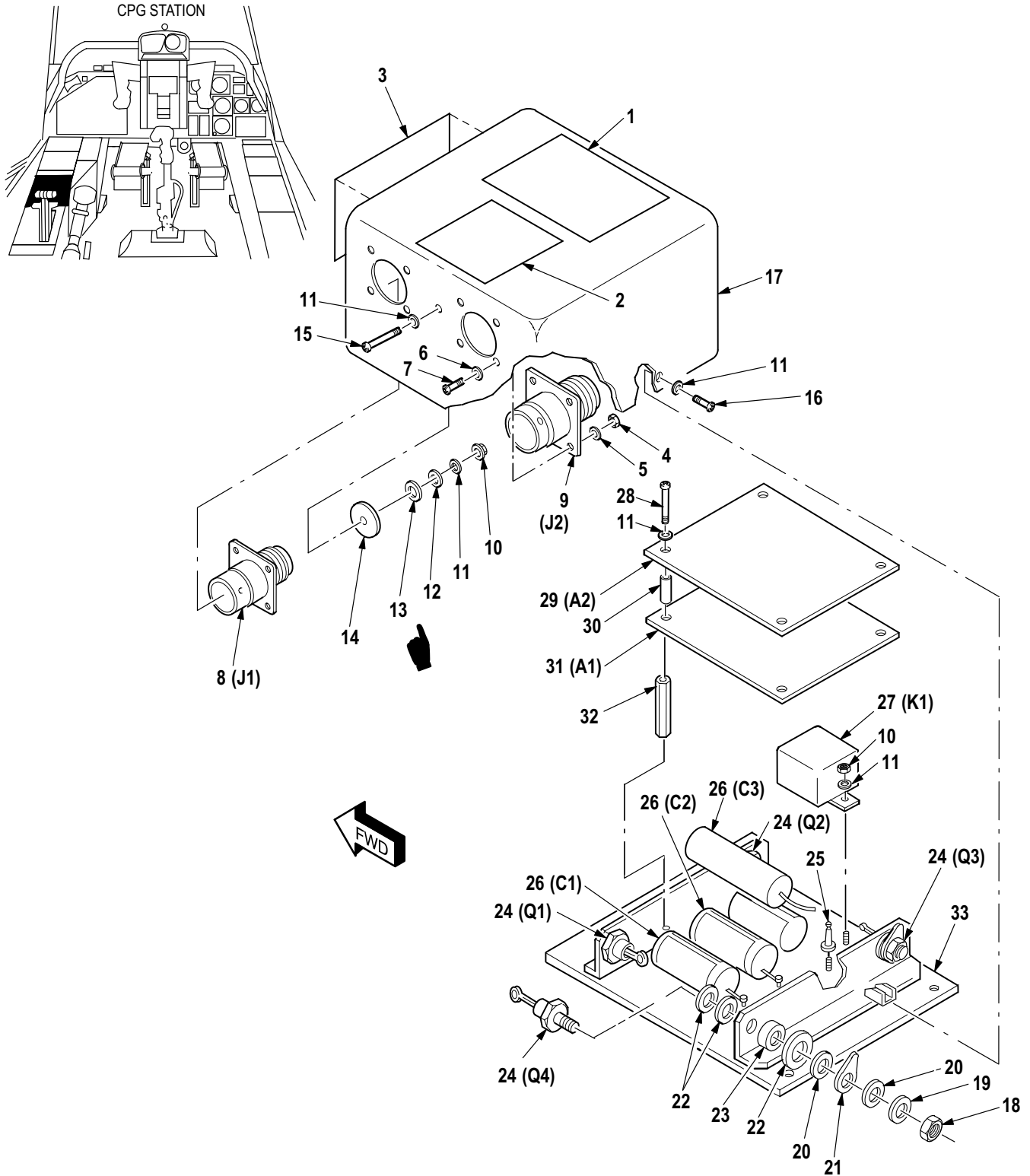


\* SUPPLIED WITH ATTACHED ITEM

M09-716F

Figure 378. Group 08 Dim and Test Unit  
 7-21 1C20016-5 AFT  
 7-21 1C20016-3 FWD

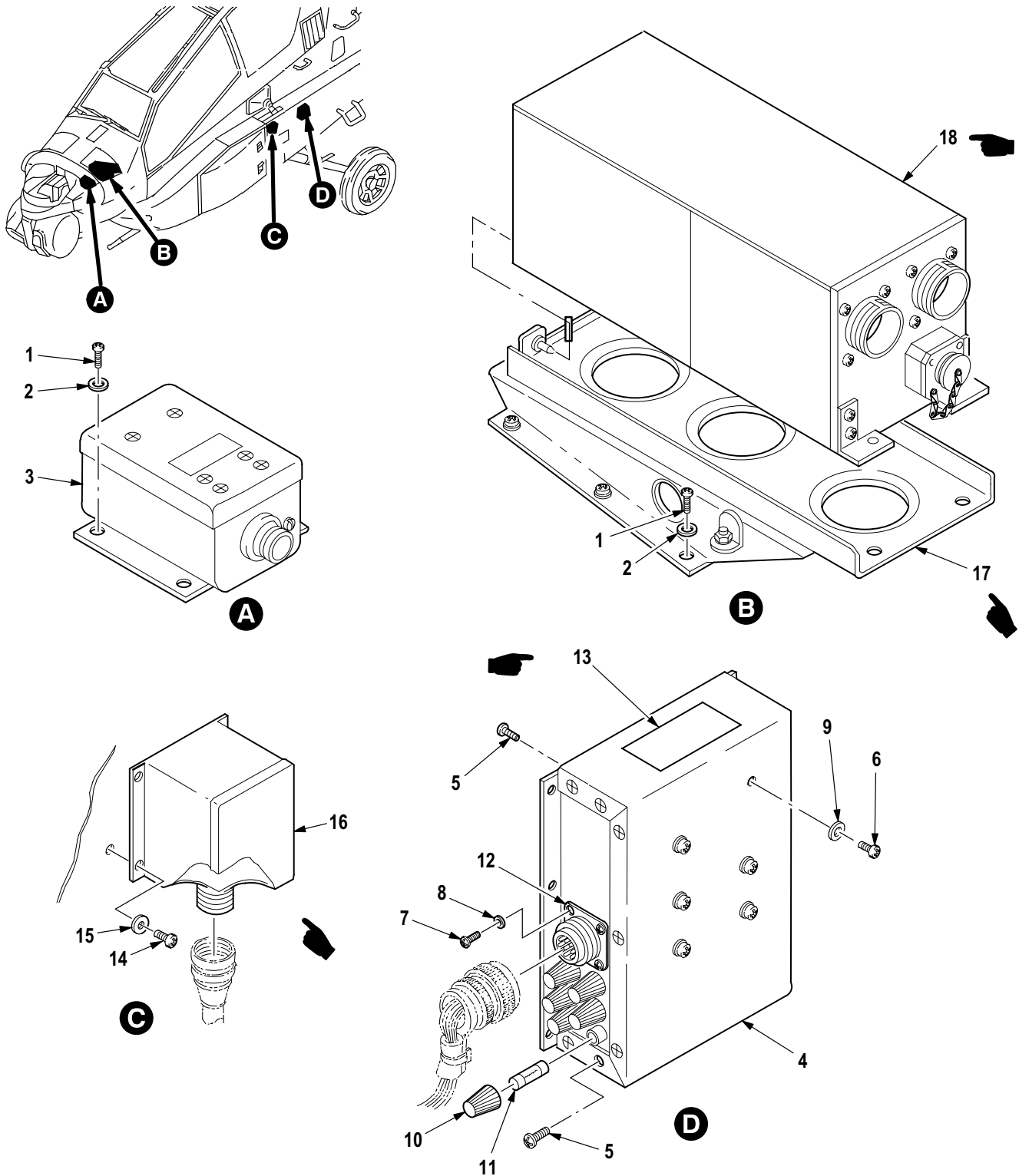
(1) ITEM NO.	(2) SMR CODE	(3) CAGE	(4) PART NUMBER	(5) DESCRIPTION AND USABLE ON CODE (UOC)	(6) QTY
				Group 08 Instrument System Fig. 378 Dim and Test Unit 7-21 1C20016-5 AFT 7-21 1C20015-3 FWD See Fig. 370 for NHA	
1	XAFFF	90073	622-474497-004	• Control Panel Assy AFT .....	1
2	XAFFF	90073	622-474497-005	• Control Panel Assy FWD .....	1
3	PAFZZ	90073	730-990004-553	•• Setscrew .....	2
4	PAOZZ	90073	610-350016-000	•• Knob .....	1
5	PAFZZ	90073	530-350940-000	•• Bushing, Sleeve .....	2
6	PBFZZ	90073	622-419987-001	•• Panel, Front .....	1
7	PAFZZ	36462	NSL412	•• Photoelectric Cell (U/O P/N 622-474497-005) .....	1
7	PAFZZ	90073	294-601020-000	•• Semiconductor Devic (U/O P/N 622-474497-004) .....	1
8	PBFZZ	90073	734-354178-000	•• Insulator, Disk .....	1
9	XDFZZ	90073	620-351381-000	•• Lens .....	1
10	PAFZZ	61342	LTX293	•• Lamp, Incandescent .....	5
11	PAFZZ	71744	CM21-1	•• Lampholder .....	5
12	XAFZZ	90073	550-60001 1-001	•• Lamp Filter, Red .....	4
13	PAFZZ	96906	MS75028-31	•• Switch, Toggle .....	1
14	PAFZZ	90073	292-354156-000	•• Resistor, Control (U/O P/N 622-474497-004) .....	1
14	PAFZZ	90073	292-601001-000	•• Resistor, Variable, N (U/O P/N 622-47497-005) .....	1
15	PAFZZ	80205	NAS662C2R3	•• Screw, Machine .....	4
16	XDFZZ	90073	550-352945-000	•• Cover .....	1
17	PAFZA	96906	MS21043-04	•• Nut, Self-Locking, Ex .....	2
18	PAFZZ	81349	M24308/26-1	•• Jackscrew, Electrica .....	2
19	PAFZA	81349	M24308/4-2	•• Connector, Receptacl .....	1
20	XDFZZ	90073	538-476991-000	•• Case, Control Panel .....	1
21	XDFZZ	90073	624-352270-000	• Modification Plate .....	1
22	XDFZZ	90073	624-354328-000	• Plate, Ident .....	1
END OF FIGURE					



M09-921D

Figure 379. Group 08 Control Box, Electronic, Windshield Anti-Ice  
7-21 1A12106

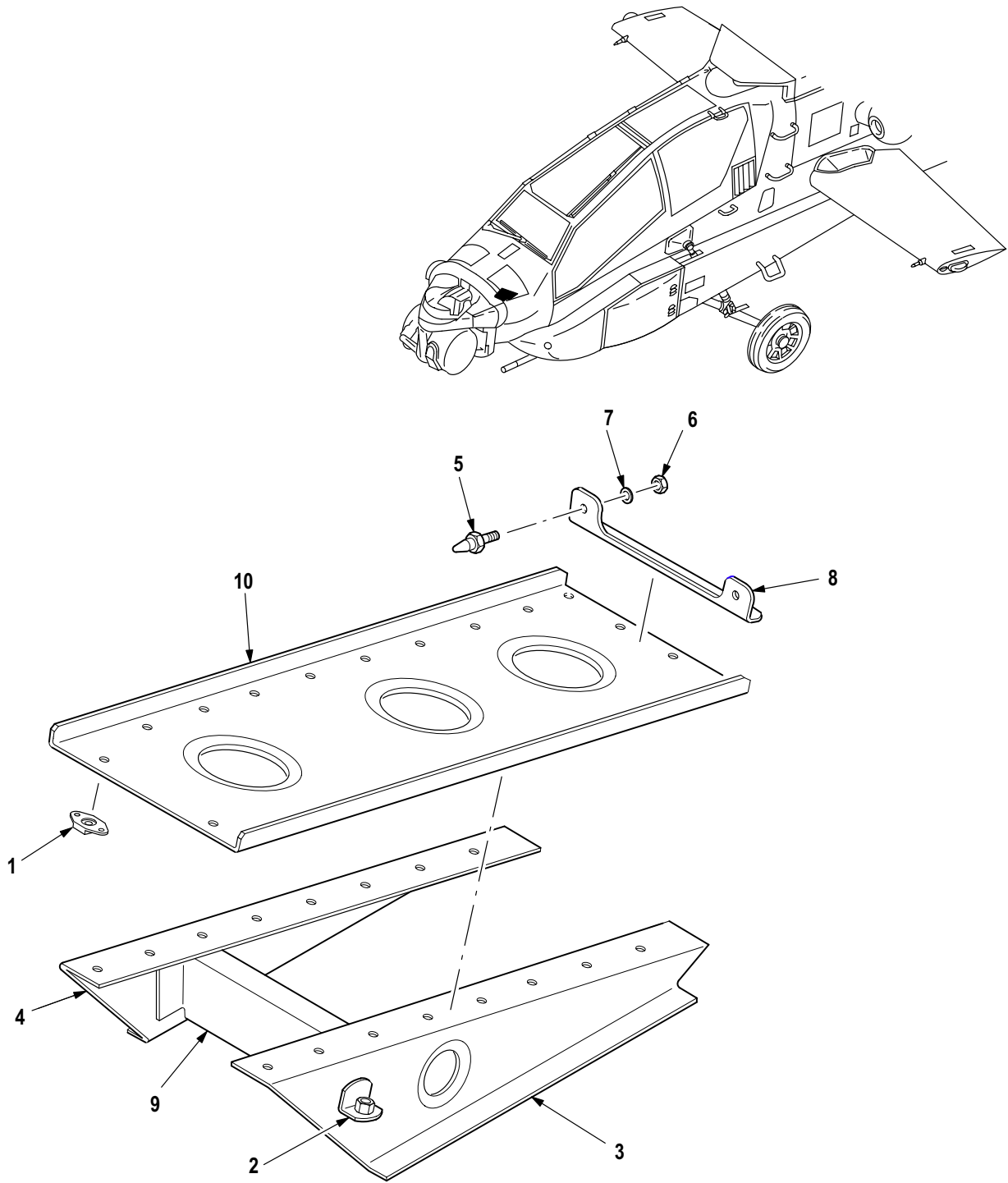
(1) ITEM NO.	(2) SMR CODE	(3) CAGE	(4) PART NUMBER	(5) DESCRIPTION AND USABLE ON CODE (UOC)	(6) QTY
				Group 08 Instrument System Fig. 379 Control Box, Electronic, Windshield Anti-Ice 7-21 1A12106 See Fig. 370 for NHA	
1	XDFZZ	07148	28744	• Plate, Warning . . . . .	1
2	XDFZZ	07148	27448	• Plate, Ident . . . . .	1
3	XDFZZ	07148	29846	• Plate, Caution . . . . .	1
4	PAFZZ	80205	MS21042L04	• Nut, Self-Locking, Ex . . . . .	8
5	PAFZZ	80205	NAS620C4L	• Washer, Flat . . . . .	8
6	PAFZZ	96906	MS15795-804	• Washer, Flat . . . . .	8
7	PAFZZ	96906	MS51957-15	• Screw, Machine . . . . .	8
8	PAFZA	81349	M83723/72R1415N	• Connector, Receptacl . . . . .	1
9	PAFZA	81349	M83723/72R1808N	• Connector, Receptacl . . . . .	1
10	PAFZZ	80205	MS21042L06	• Nut, Self-Locking, Ex . . . . .	2
11	PAFZZ	80205	NAS620C6L	• Washer, Flat . . . . .	1
12	PAFZZ	80205	NAS1515H06	• Washer, Flat . . . . .	1
13	PAFZZ	07148	29582	• Washer, Slotted . . . . .	1
14	PAFZZ	07148	29917	• Washer, Nonmetallic . . . . .	1
15	PAFZZ	96906	MS51957-33	• Screw, Machine . . . . .	1
16	PAFZZ	96906	MS51957-27	• Screw, Machine . . . . .	3
17	PAFZZ	07148	29817	• Cover, Access . . . . .	1
18	PAFZZ	96906	MS25082C4	• Nut, Plain, Hexagon . . . . .	4
19	PAFZZ	96906	MS35333-74	• Washer, Lock . . . . .	4
20	PAFZZ	88044	AN960C416L	• Washer, Flat . . . . .	8
21	PAFZZ	96906	MS77069-3	• Terminal, Lug . . . . .	4
22	PAFZZ	07148	82337-1	• Insulator, Washer . . . . .	12
22	PAOZZ	07148	82449-19	• Insulator, Washer . . . . .	8
23	PAFZZ	07148	90030-14	• Tubing, Nonmetallic . . . . .	4
24	PAFZZ	81349	JANTX2N692	• Semiconductor Devic . . . . .	4
25	PAFZZ	81349	SE199D01	• Terminal, Stud . . . . .	3
26	PAFZZ	07148	90129	• Capacitor, Fixed, Met . . . . .	3
27	PAFZZ	07148	90107-2	• Relay, Electromagnet . . . . .	1
28	PAFZZ	96906	MS51957-34	• Screw, Machine . . . . .	4
29	PAFZZ	07148	29774-2	• Circuit Card Assemb . . . . .	1
30	PAFZZ	07148	90104-3	• Spacer, Sleeve . . . . .	4
31	PAFZZ	07148	29770	• Circuit Card Assemb . . . . .	1
32	PAFZZ	07148	90125-1	• Spacer . . . . .	4
33	PAFZZ	07148	29965	• Plate, Mounting, Base . . . . .	1
END OF FIGURE					



M09-866K

Figure 380. Group 08 Signal Conditioner, Power Supply Dimmer, Engine Out Warning Alarm, Signal Data Converter

(1) ITEM NO.	(2) SMR CODE	(3) CAGE	(4) PART NUMBER	(5) DESCRIPTION AND USABLE ON CODE (UOC)	(6) QTY
				Group 08 Instrument System Fig. 380 Signal Conditioner, Power Supply Dimmer, Engine Out Warning Alarm, Signal Data Converter	
1	PAOZZ	96906	MS51958-63	• Screw, Machine .....	10
2	PAOZZ	88044	AN960JD10	• Washer, Flat .....	10
3	PAOZZ	02731	7-31 1C20017	• Conditioner, Signal .....	1
4	PAOOO	02731	7-31 1C20021	• Power Supply .....	1
5	PAOZZ	80205	NAS514P440-6P	• • Screw, Machine .....	35
6	PAOZZ	80205	NAS600-1 1P	• • Screw, Machine .....	6
7	PAOZZ	80205	NAS600-5P	• • Screw, Machine .....	6
8	PAOZZ	80205	NAS620-4L	• • Washer, Flat .....	4
9	PAOZZ	96906	MS15795-803	• • Washer, Flat .....	6
10	PAOZZ	81349	FHN42W	• • Fuseholder, Extracto .....	6
11	XDOZZ	71400	FM01A1252A	• • Fuse, Cartridge .....	6
12	PAOZA	81349	M83723/72R1831N	• • Connector, Receptacl .....	1
13	XDOZZ	16340	756105-1	• Plate, Identificatio .....	1
14	PAOZZ	96906	MS51957-44	• Screw, Machine .....	4
15	PAOZZ	88044	AN960JD8L	• Washer, Flat .....	4
16	PAODD	02731	7-21 1C20012-1 1	• Control, Alarm (Usbl Eff 82-23356 thru 90-0434) .....	1
16	PAODD	02731	7-21 1C20012-13	• Alarm-Monitor (Usbl Eff 90-0435 and Subs) .....	1
17	PAOOO	02731	7-31 1C20015-21	• Tray Assy, Instrumen (See Fig. 381 for Breakdown) .....	1
18	PAODD	02731	7-31 1C20019-3	• Converter, Signal Da (See Fig. 382 for Breakdown) .....	1
END OF FIGURE					

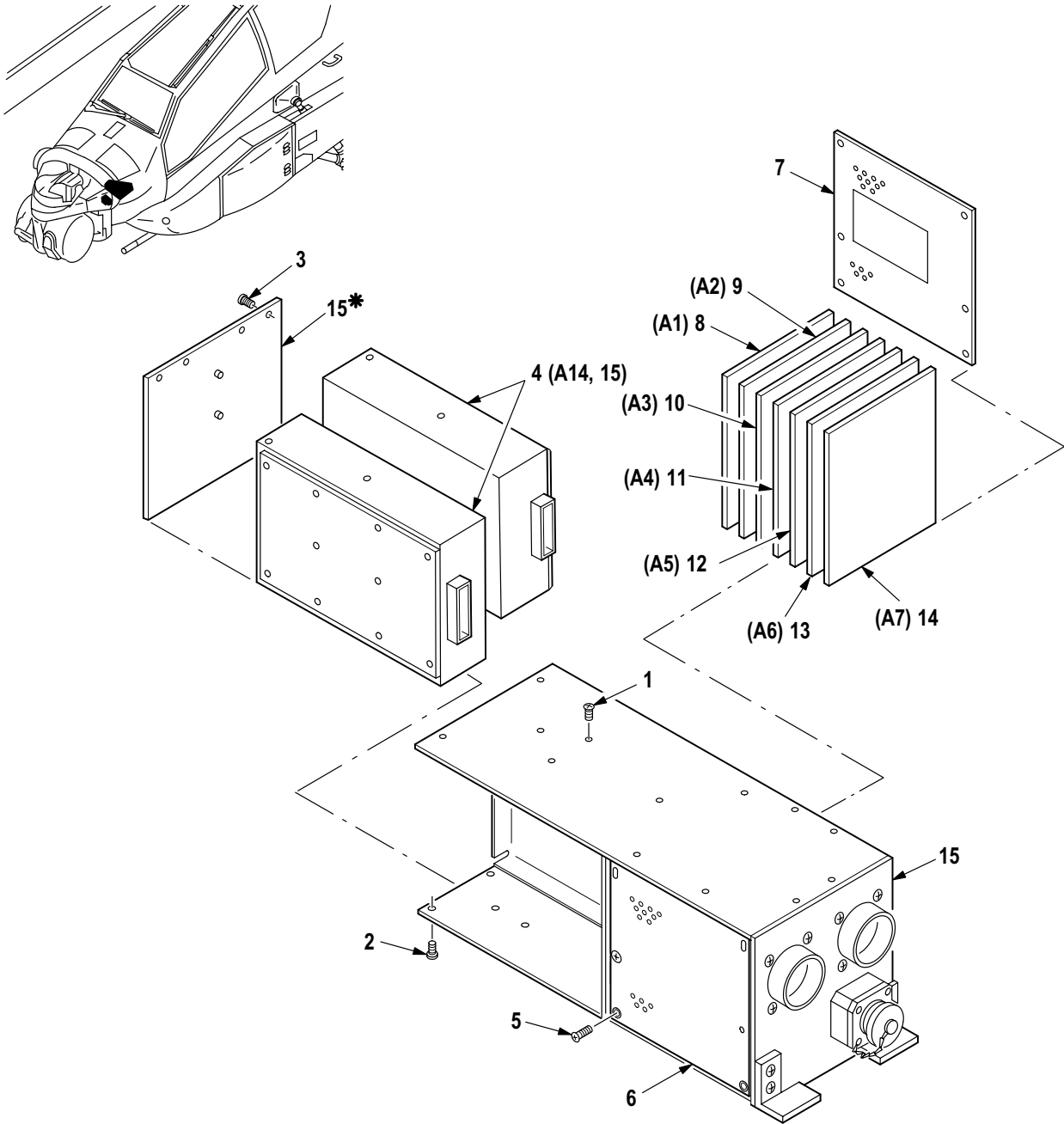


M09-867

Figure 381. Group 08 Tray Assembly, Instrument  
7-31 1C20015-21



(1) ITEM NO.	(2) SMR CODE	(3) CAGE	(4) PART NUMBER	(5) DESCRIPTION AND USABLE ON CODE (UOC)	(6) QTY
				Group 08 Instrument System Fig. 381 Tray Assembly, Instrument 7-31 1C20015-21 See Fig. 380 for NHA	
1	PAOZZ	80205	MS21075L3E	• Nut, Self-Locking, PI .....	2
2	PAOZZ	02731	HS4592-1D6-6	• Bracket, Angle .....	2
3	XAOZZ	02731	7-31 1C20015-18	• Zee, Tray Assy .....	1
4	XAOZZ	02731	7-31 1C20015-19	• Zee, Tray Assy .....	1
5	PAOZZ	02731	HS4939-2102	• Pin, Shoulder, Headle .....	2
6	PAOZZ	96906	MS21044C3	• Nut, Self-Locking, He .....	2
7	PAOZZ	95542	2038-8009	• Washer, Flat .....	2
8	XAOZZ	02731	7-31 1C20015-15	• Angle .....	1
9	XAOZZ	02731	7-31 1C20015-7	• Intercostal Sprt .....	1
10	XAOZZ	02731	7-31 1C20015-13	• Tray .....	1
END OF FIGURE					



\* SUPPLIED WITH ATTACHED ITEM

M09-1159A

Figure 382. Group 08 Access, Signal Data Converter  
7-31 1C20006

(1) ITEM NO.	(2) SMR CODE	(3) CAGE	(4) PART NUMBER	(5) DESCRIPTION AND USABLE ON CODE (UOC)	(6) QTY
				Group 08 Instrument System Fig. 382 Access, Signal Data Converter 7-31 1C20006 See Fig. 380 for NHA	
1	PAFZZ	96906	MS51957-12	• Screw, Machine .....	4
2	PAFZZ	96906	MS51957-14	• Screw, Machine .....	12
3	PAFZZ	96906	MS51957-13	• Screw, Machine .....	6
4	PAFDD	90073	244-420007-002	• Power Supply .....	2
5	PAFZZ	80205	NAS662C2R4	• Screw, Machine .....	4
6	XDFZZ	90073	550-354100-000	• Cover, Converter .....	1
7	XDFZZ	90073	550-354139-000	• Cover, Converter .....	1
8	PAFDD	90073	220-476884-002	• Regulator Board .....	1
9	PAFZD	90073	220-476890-002	• Circuit Card Assemb .....	1
10	PAFZZ	90073	220-476893-000	• Circuit Card Assemb .....	1
11	PAFZZ	90073	220-601533-001	• Circuit Card Assemb .....	1
12	XDFZZ	90073	220-601534-000	• Circuit Card Assemb .....	1
13	PAFDD	90073	220-601534-001	• Circuit Card Assemb .....	1
14	PAFZZ	90073	220-420902-001	• Circuit Card Assemb .....	1
15	PAFDD	90073	542-474496-001	• Chassis, Electrical (See Fig. 383 for Breakdown) .....	1
END OF FIGURE					

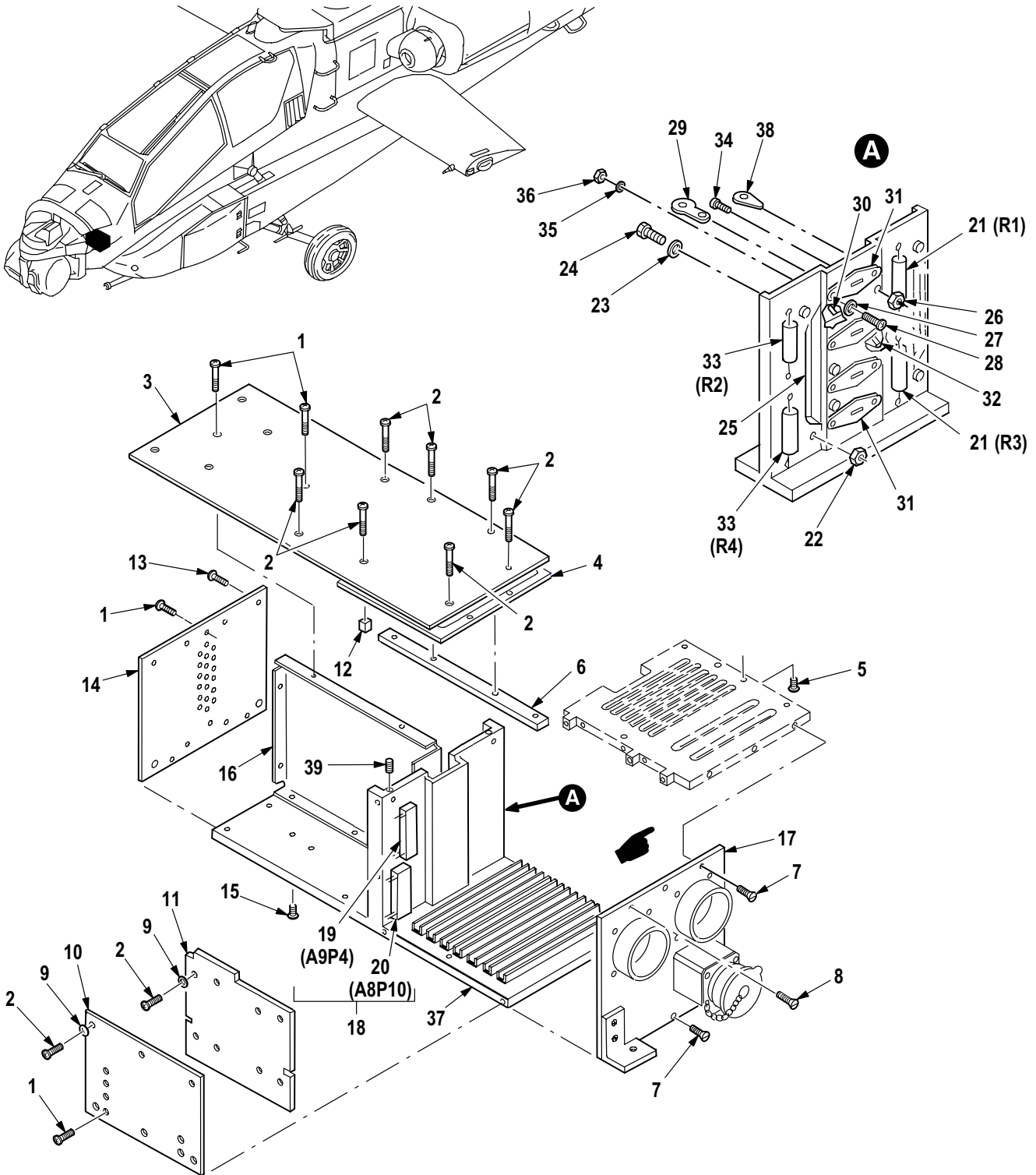


Figure 383. Group 08 Chassis, Electrical  
542-474496-001 (90073)

(1) ITEM NO.	(2) SMR CODE	(3) CAGE	(4) PART NUMBER	(5) DESCRIPTION AND USABLE ON CODE (UOC)	(6) QTY
				Group 08 Instrument System Fig. 383 Chassis, Electrical 542-474496-001 (90073) See Fig. 382 for NHA	
1	PAFZZ	96906	MS51957-13	• Screw, Machine .....	5
2	PAFZZ	96906	MS51957-3	• Screw, Machine .....	20
3	XDFZZ	90073	550-419941-000	• Cover, Converter .....	1
4	XDFZZ	90073	732-420525-000	• Shim .....	2
5	PAFZZ	96906	MS51959-5	• Screw, Machine .....	4
6	XDFZZ	90073	619-354401-000	• Bar, Top Cover, Conve .....	1
7	PAFZZ	96906	MS51957-5	• Screw, Machine .....	2
8	PAFZZ	96906	MS51957-4	• Screw, Machine .....	6
9	PAFZZ	80205	NAS620C2	• Washer, Flat .....	14
10	PAFDD	90073	220-474456-001	• Electronic Componen (See Fig. 384 for Breakdown) .....	1
11	PAFDD	90073	220-419796-002	• Printed Wiring Boar .....	1
12	XDFZZ	90073	718-354402-000	• Post, Electrical-Mec .....	1
13	PAFZZ	96906	MS51957-2	• Screw, Machine .....	3
14	XDFZZ	90073	622-477061-000	• Panel, Front Convert .....	1
15	PAFZZ	96906	MS51957-14	• Screw, Machine .....	3
16	XDFZZ	90073	524-419940-000	• Bracket, Shield, Conv .....	1
17	XDFFF	90073	626-474492-001	• Plate, Rear Assy (See Fig. 385 for Breakdown) .....	1
18	XDFDD	90073	568-476988-000	• Frame Assembly, Conv .....	1
19	PAFZZ	00779	1-86148-1	•• Connector Body, Plug .....	1
20	PAFZZ	00779	86148-8	•• Connector Body, Plug .....	1
21	PAFZZ	91637	LVR5-015-5	•• Resistor, Fixed, Wire .....	2
22	PAFZA	80205	NAS1291C02	•• Nut, Self-Locking, Ex .....	4
23	PAFZZ	96906	MS15795-802	•• Washer, Flat .....	2
24	PAFZZ	96906	MS51957-6	•• Screw, Machine .....	4
25	XDFZZ	81349	M24308/1-15	•• Connector, Receptacl .....	2
26	PAFZZ	96906	MS35649-264	•• Nut, Plain, Hexagon .....	3
27	PAFZZ	80205	NAS620C6	•• Washer, Flat .....	16
28	PAFZZ	96906	MS51957-30	•• Screw, Machine .....	8
29	PAFZZ	90073	316-1 15007-001	•• Terminal, Lug .....	9
30	PAFZZ	01295	2N5879	•• Transistor .....	4
31	PAFZZ	19207	12350935	•• Mounting Pad, Electr .....	4
32	PAFZZ	17863	18PTI1HDWOB	•• Mounting Pad, Electr .....	4
33	PAFZZ	91637	LVR2-005-5	•• Resistor, Fixed, Wire .....	2
34	PAFZZ	96906	MS51957-28	•• Screw, Machine .....	3
35	PAFZZ	96906	MS35338-136	•• Washer, Lock .....	8
36	PAFZZ	80205	NAS671C6	•• Nut, Plain, Hexagon .....	8
37	XAFDD	90073	568-480058-000	•• Frame SDC Machining .....	1
38	XDFZZ	71279	571-4026-04-0519	••• Terminal, Insulated .....	8
39	PAFZZ	90073	710-990015-996	••• Insert, Screw Thread .....	22

END OF FIGURE

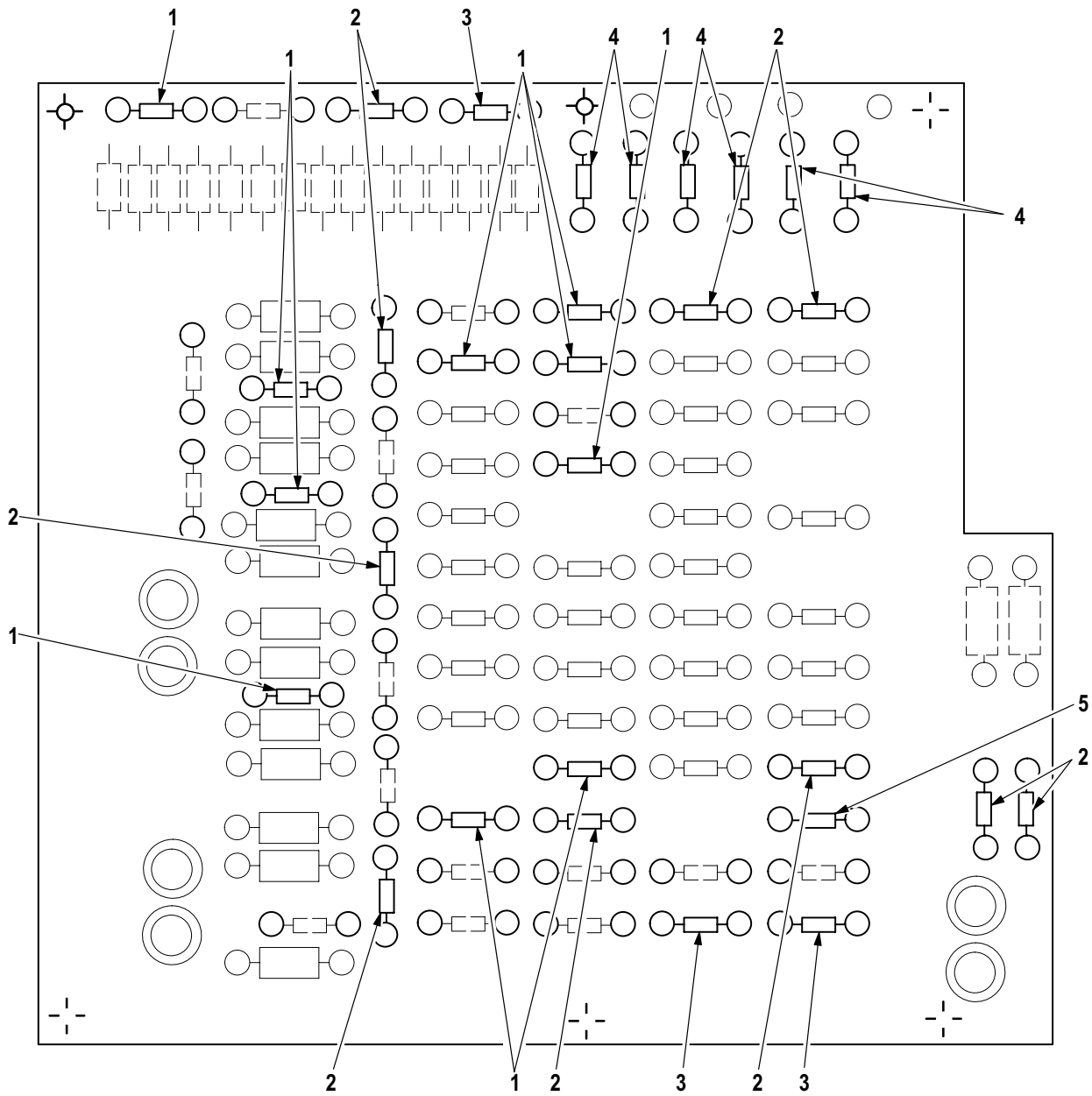
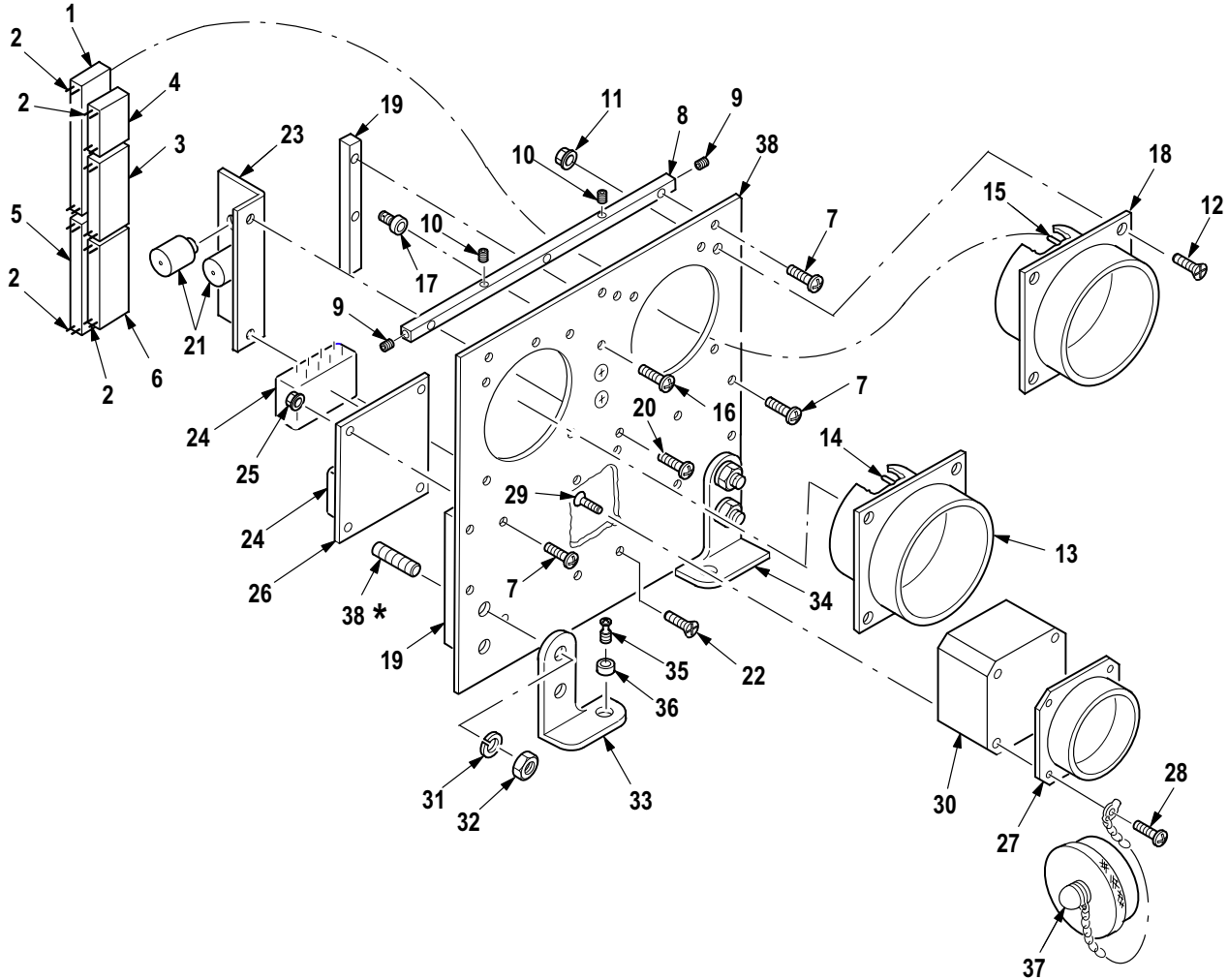
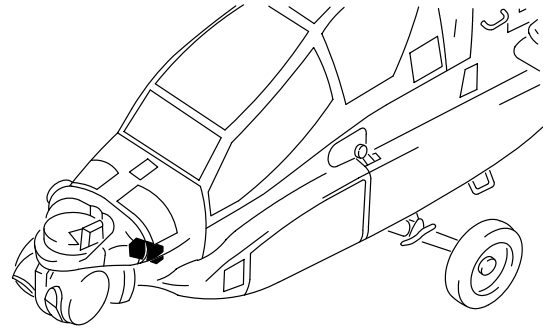


Figure 384. Group 08 Electronic Component Assembly  
220-474456-001 (90073)

(1) ITEM NO.	(2) SMR CODE	(3) CAGE	(4) PART NUMBER	(5) DESCRIPTION AND USABLE ON CODE (UOC)	(6) QTY
				Group 08 Instrument System Fig. 384 Electronic Component Assembly 220-474456-001 (90073) See Fig. 383 for NHA	
1	PAFZZ	75915	270164	• Fuse, Cartridge .....	20
2	PAFZZ	75915	270168	• Fuse, Electrical .....	25
3	PAFZZ	75915	270177	• Fuse, Cartridge .....	3
4	PAFZZ	75915	270162	• Fuse, Cartridge .....	6
5	PAFZZ	75915	270167	• Fuse, Cartridge .....	1
END OF FIGURE					



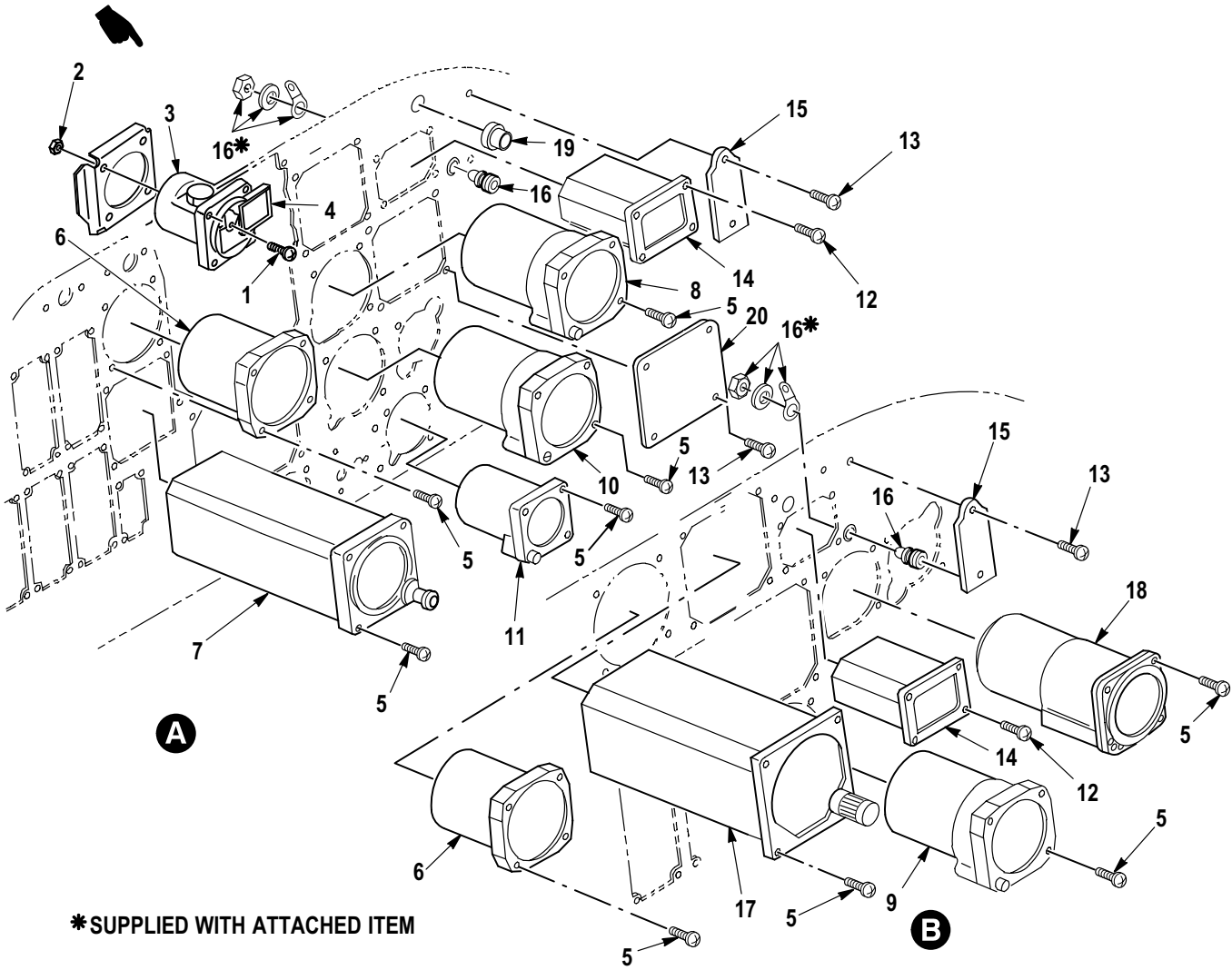
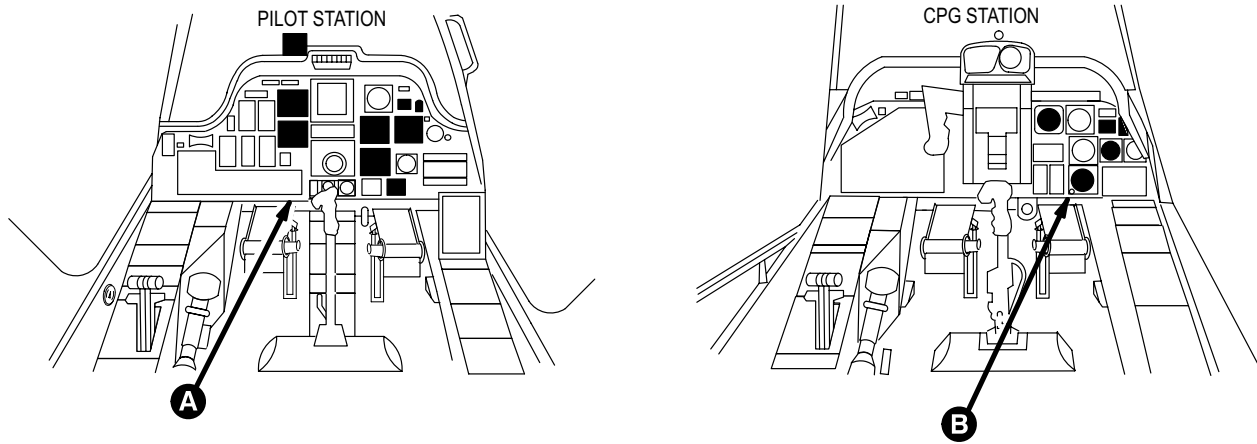
\* SUPPLIED WITH ATTACHED ITEM

M09-852B

Figure 385. Group 08 Plate, Rear Assembly  
626-474492-001 (90073)



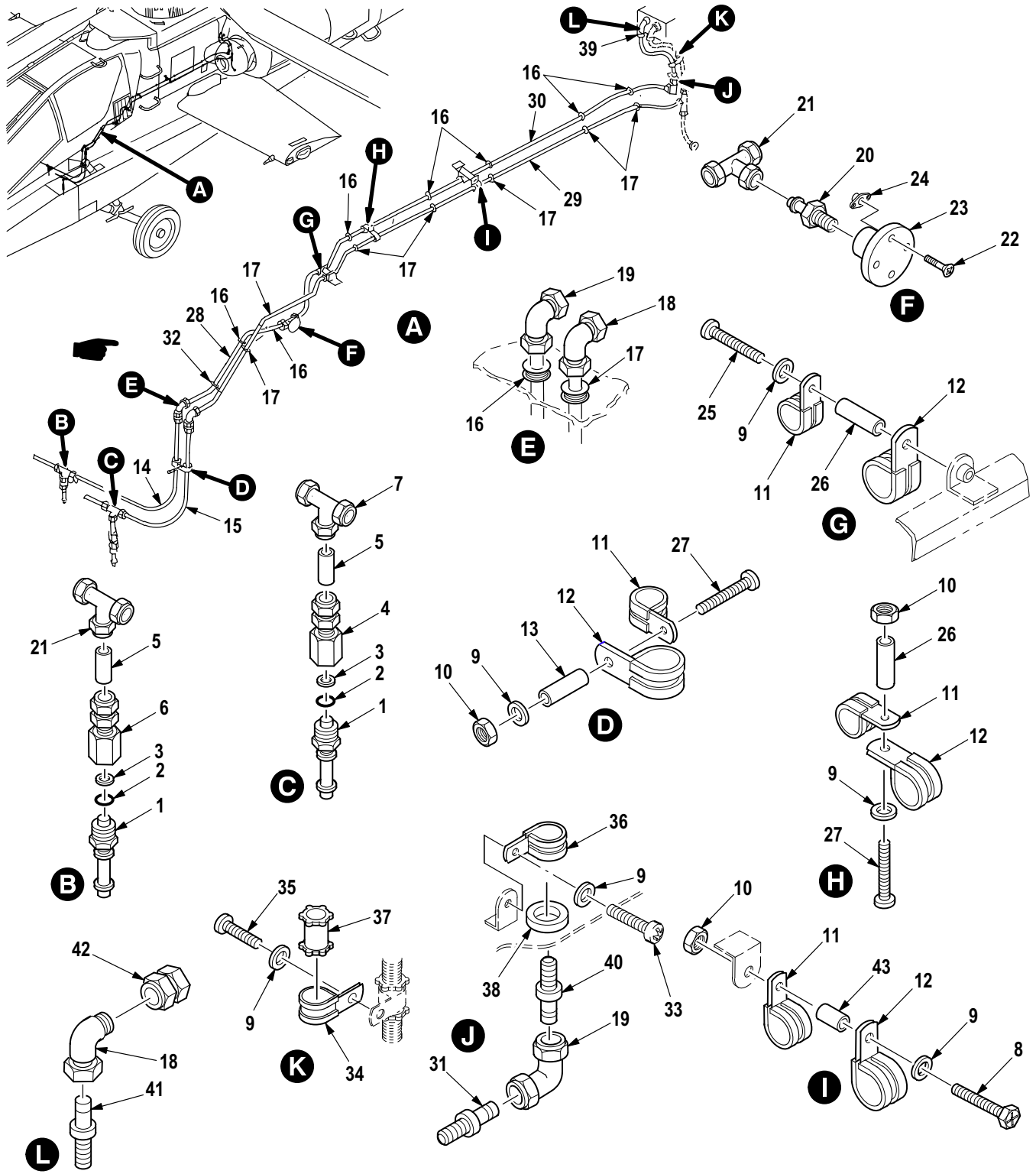
(1) ITEM NO.	(2) SMR CODE	(3) CAGE	(4) PART NUMBER	(5) DESCRIPTION AND USABLE ON CODE (UOC)	(6) QTY
				Group 08 Instrument System Fig. 385 Plate, Rear Assembly 626-474492-001 (90073) See Fig. 383 for NHA	
1	PAFZZ	00779	1-86148-1	• Connector Body, Plug .....	1
2	PAFZZ	00779	1-87313-4	• Contact, Electrical .....	138
3	PAFZZ	00779	86148-3	• Connector Body, Plug .....	1
4	PAFZZ	00779	1-86148-4	• Connector Body, Plug .....	1
5	PAFZZ	37695	189341-13	• Connector Body, Plug .....	1
6	PAFZZ	00779	86148-4	• Connector Body, Rece .....	1
7	PAFZZ	96906	MS51957-4	• Screw, Machine .....	14
8	XDFZZ	90073	619-354102-000	• Bar, Cover Support, C .....	1
9	XDFZZ	96906	MS21209C0220	• Insert, Screw Thread .....	2
10	XDFZZ	96096	MS21209C0225	• Insert, Screw Thread .....	2
11	PAFZZ	96906	MS35649-264	• Nut, Plain, Hexagon .....	8
12	PAFZZ	96906	MS24693-C27	• Screw, Machine .....	8
13	PAFZZ	81349	M83723/72R2461N	• Connector, Receptacl .....	1
14	PAFZZ	81349	M39029/9-134	• Contact, Electrical .....	2
15	PAFZZ	81349	M39029/9-135	• Contact, Electrical .....	2
16	PAFZZ	96906	MS51957-26	• Screw, Machine .....	3
17	XDFZZ	90073	316-132216-004	• Terminal, Stand-Off .....	3
18	PAFZZ	81349	M83723/72R24616	• Connector, Receptacl .....	1
19	XDFZZ	90073	619-354103-000	• Bar, Side Cover, Conv .....	2
20	PAFZZ	96906	MS51957-13	• Screw, Machine .....	1
21	PAFZZ	82577	930409-6	• Filter, Radio Freque .....	2
22	PAFZZ	96906	MS51959-13	• Screw, Machine .....	1
23	XDFZZ	90073	524-354124-000	• Bracket, Angle .....	1
24	PAFZZ	51578	NC150LK0C	• Thermocouple, Immers .....	2
25	PAFZA	80205	NAS1291C02	• Nut, Self-Locking, Ex .....	4
26	XDFZZ	90073	626-354164-000	• Plate, Mounting Conv .....	1
27	PAFZZ	81349	M83723/72R18318	• Connector, Receptacl .....	1
28	PAFZZ	96906	MS51957-15	• Screw, Machine .....	4
29	XDFZZ	96906	MS51959-15B	• Screw, Machine .....	4
30	XDFZZ	90073	520-356016-000	• Block, Adapter, Conve .....	1
31	PAFZZ	96906	MS35338-137	• Washer, Lock .....	4
32	XDFZZ	90073	714-990008-636	• Nut, Cap, Acorn Blk .....	4
33	XDFFF	90073	524-601044-000	• Bracket, Assy-LH .....	1
34	XDFFF	90073	524-601043-000	• Bracket, Assy-RH .....	1
35	PAFZZ	90073	724-601015-000	• Screw, Special .....	1
36	PAFZZ	72794	GA3-200	• Eyelet, Turnlock Fas .....	1
37	PAFZZ	81349	M83723/59-218RC	• Cover, Electrical Co .....	1
38	XAFZZ	90073	626-422299-000	• Plate, Rear .....	1
END OF FIGURE					



M09-511G

Figure 386. Group 08 Pilot and Copilot/Gunner Instrument Panel (Flight Instruments)

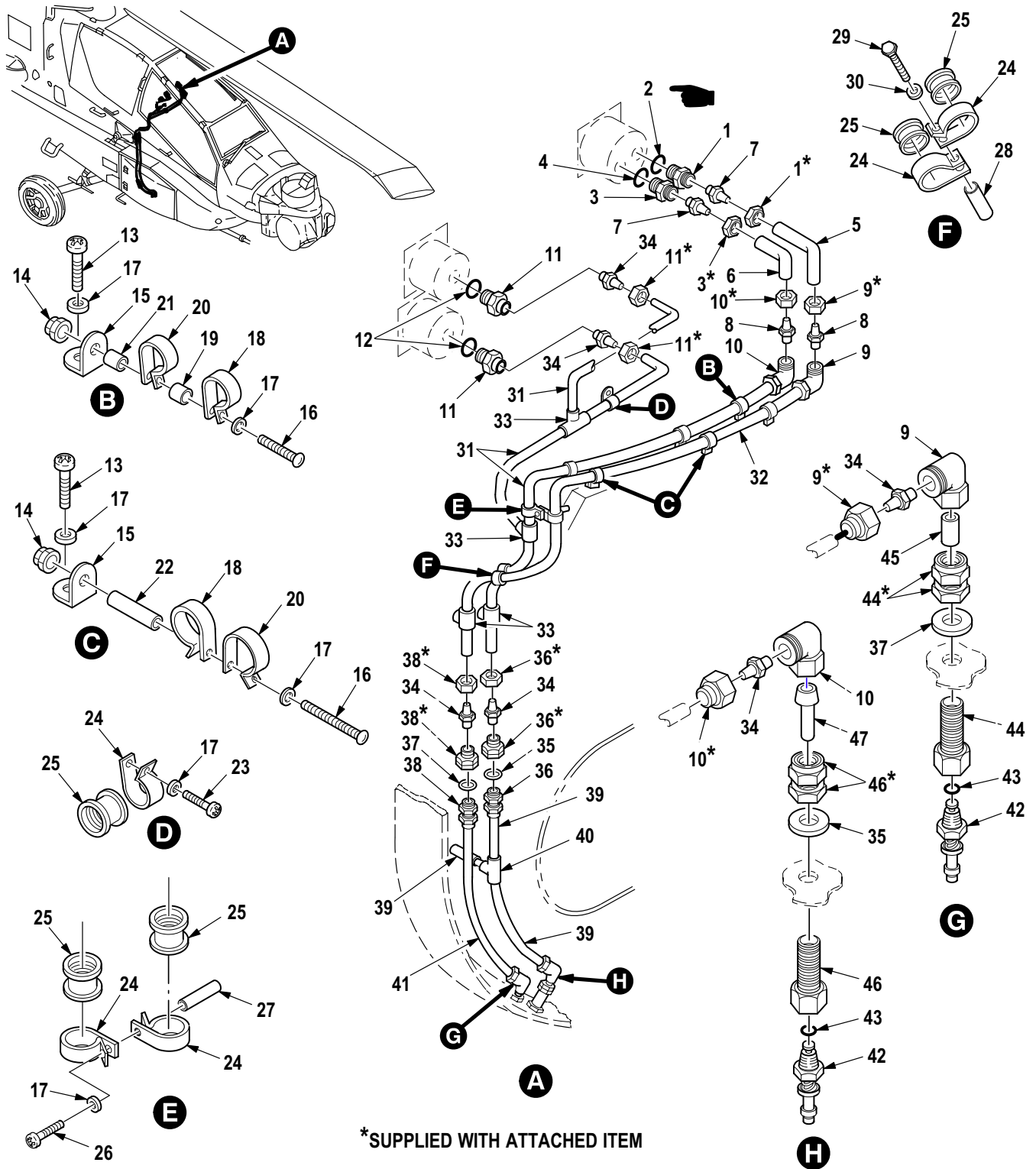
(1) ITEM NO.	(2) SMR CODE	(3) CAGE	(4) PART NUMBER	(5) DESCRIPTION AND USABLE ON CODE (UOC)	(6) QTY
				Group 08 Instrument System Fig. 386 Pilot and Copilot/Gunner Instrument Panel (Flight Instruments)	
1	PAOZZ	96906	MS35214-29	• Screw, Machine . . . . .	4
2	PAOZZ	96906	MS21083B06	• Nut, Self-Locking, He . . . . .	4
3	PBOZZ	81349	AQU5A	• Compass, Magnetic, Mo . . . . .	1
4	PAOZZ	02731	7-31 1C10008	• Bracket Assembly, Mo . . . . .	1
5	PAOZZ	96906	MS51957-34B	• Screw, Machine . . . . .	3
6	PAOZZ	02731	7-21 1C10009	• Indicator, Air Speed . . . . .	1
7	PAODD	02731	7-21 1C10008	• Indicator, Attitude . . . . .	1
8	PAODD	81349	MILA81852	• Altimeter, Encoder . . . . .	1
9	PAODD	81349	MIL-A-81851TYPEAA U-31A	• Altimeter, Pressure . . . . .	1
10	PAOZZ	02731	7-21 1C10002	• Indicator, Vertical . . . . .	1
11	PAOZZ	02731	7-21 1C10006	• Accelerometer, Mecha . . . . .	1
12	PAOZZ	96906	MS51957-31B	• Screw, Machine . . . . .	4
13	PAOZZ	96906	MS51957-30B	• Screw, Machine . . . . .	4
14	PAODD	02731	7-31 1D10005	• Indicator, Stabiliza . . . . .	1
15	PAOZZ	02731	7-21 1D10026	• Panel, Indicating, Li . . . . .	1
16	PAOZA	96906	MS90335-2	• Connector, Receptacl . . . . .	1
17	PAODD	02731	7-214200028	• Indicator, Attitude . . . . .	1
18	PAOZZ	26136	843-67-8	• Indicator, Vertical . . . . .	1
19	PAOZZ	96906	MS27903-1	• Switch, Push . . . . .	1
20	XDOZZ	02731	7-314200006	• Panel, Blank, Display . . . . .	1
END OF FIGURE					



M09-665D

Figure 387. Group 08 Pitot Static System Installation (FS 115 to FS 230) LH  
7-31 1C10016

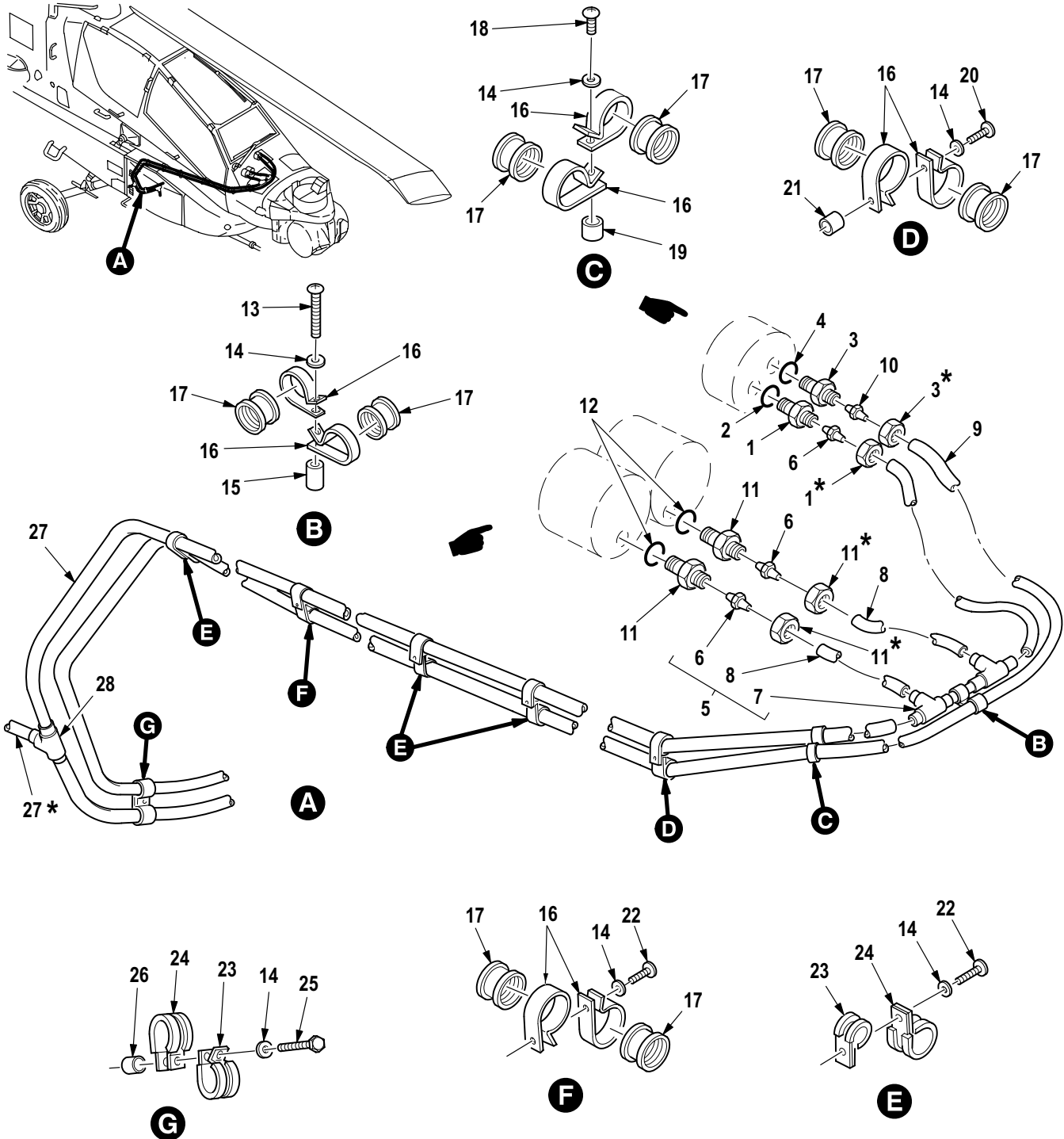
(1) ITEM NO.	(2) SMR CODE	(3) CAGE	(4) PART NUMBER	(5) DESCRIPTION AND USABLE ON CODE (UOC)	(6) QTY
				Group 08 Instrument System Fig. 387 Pitot Static System Installation (FS 115 to FS 230) LH 7-31 1C10016	
1	XDOZZ	8V613	HS5013-1	• Cock, Drain .....	2
2	XAOZZ	96906	MS29513-006	•• O-Ring .....	1
3	PAOZZ	88044	AN960KD916L	• Washer, Flat .....	2
4	PAOZZ	02731	HS5317-0604	• Adapter, Straight, Pi .....	1
5	MOOZZ	02731	7-31 1C10030-75	• Tube .....	2
6	PAOZZ	02731	HS5317-0404	• Adapter, Straight, Pi .....	1
7	PAOZZ	02731	HS5117-0006	• Tee, Tube .....	1
8	PAOZZ	80205	NAS1096-3-16	• Screw, Machine .....	1
9	PAOZZ	88044	AN960JD10L	• Washer, Flat .....	6
10	PAOZZ	80205	MS21042L3	• Nut, Self-Locking, Ex .....	2
11	PAOZZ	96906	MS21919WDF4	• Clamp, Loop .....	4
12	PAOZZ	96906	MS21919WDF6	• Clamp, Loop .....	4
13	PAOZZ	80205	NAS42DD3-96N	• Spacer, Sleeve .....	1
14	MOOZZ	02731	7-31 1C10030-77	• Tube .....	1
15	MOOZZ	02731	7-31 1C10030-39	• Tube .....	1
16	PAOZZ	96906	MS35489-1 1	• Grommet, Nonmetallic .....	8
17	PAOZZ	96906	MS35489-6	• Grommet, Nonmetallic .....	8
18	PAOZZ	02731	HS5115-0006	• Elbow, Tube .....	2
19	PAOZZ	02731	HS5115-0004	• Elbow, Tube .....	2
20	PAOZZ	02570	SS-4-T A-1-2	• Adapter, Straight, Pi .....	1
21	PAOZZ	02731	HS5117-0004	• Tee, Tube .....	2
22	PAOZZ	96906	MS24693S26	• Screw, Machine .....	4
23	PAOOO	02731	7-31 1C10024	• Static Tube .....	1
24	PAOZZ	96906	MS21075L06N	•• Nut, Self-Locking, Pi .....	2
25	PAOZZ	80205	NAS603-16P	• Screw, Machine .....	1
26	PAOZZ	80205	NAS43DD3-32N	• Spacer, Sleeve .....	2
27	PAOZZ	80205	NAS623-3-32	• Screw, Machine .....	1
28	MOOZZ	02731	7-31 1C10030-41	• Tube .....	1
29	MOOZZ	02731	7-31 1C10030-43	• Tube .....	1
30	MOOOO	02731	7-31 1C10030-45	• Tube Assembly .....	1
31	PAOZZ	02731	HS5263-0004	•• Adapter, Straight, Tu .....	1
32	PAOZZ	96906	MS35489-64	• Grommet, Nonmetallic .....	1
33	PAOZZ	80205	NAS603-9P	• Screw, Machine .....	1
34	PAOZZ	88044	AN742D8	• Clamp, Loop .....	1
35	PAOZZ	80205	NAS603-8	• Screw, Machine .....	1
36	PAOZZ	96906	MS21919WDF7	• Clamp, Loop .....	1
37	PAOZZ	02731	HS5266-2210	• Adapter, Tubing .....	1
38	PAOZZ	96906	MS35489-13	• Grommet, Nonmetallic .....	1
39	MOOOO	02731	7-31 1C10030-87	• Tube Assembly .....	1
40	PAOZZ	02731	HS5263-0004	•• Adapter, Straight, Tu .....	1
41	PAOZZ	02731	HS5263-0006	•• Adapter, Straight, Tu .....	1
42	PAOZZ	02731	HS5127-0006	• Coupling, Tube .....	1
43	PAOZZ	80205	NAS43DD3-30N	• Spacer, Sleeve .....	1
END OF FIGURE					



M09-666J

Figure 388. Group 08 Pitot Static System Installation Pilot RH  
7-31 1C10016

(1) ITEM NO.	(2) SMR CODE	(3) CAGE	(4) PART NUMBER	(5) DESCRIPTION AND USABLE ON CODE (UOC)	(6) QTY
				Group 08 Instrument System Fig. 388 Pitot Static System Installation, Pilot RH 7-31 1C10016	
1	PAOZZ	02731	HS5010-1	• Adapter, Straight, Tu .....	1
2	PAOZZ	02570	M83461/1-1 11	• O-Ring .....	1
3	PAOOO	02731	HS5259-0006	• Adapter, Straight, Tu .....	1
4	PAOZZ	81349	M83248/1-906	• • Packing, Preformed .....	1
5	MOOOO	02731	7-31 1C10030-15	• Tube Assy .....	1
6	MOOOO	02731	7-31 1C10030-19	• Tube Assy .....	1
7	PAOZZ	02731	HS5263-0004	• • Adapter, Straight, Tu .....	1
8	PAOZZ	02731	HS5263-0006	• • Adapter, Straight, Tu .....	1
9	PAOZZ	02731	HS5115-0006	• Elbow, Tube .....	2
10	PAOZZ	02731	HS5115-0004	• Elbow, Tube .....	2
11	PAOOO	02570	A600-1-0R	• Adapter, Straight, Tu .....	2
12	PAOZZ	02570	M83461/1-1 13	• • O-Ring .....	1
13	PAOZZ	80205	NAS603-8	• Screw, Machine .....	3
14	PAOZZ	80205	MS21042L3	• Nut, Self-Locking, Ex .....	2
15	PAOZZ	88044	AN743Z12	• Bracket, Angle .....	3
16	XDOZZ	80205	NAS603-18	• Screw, Machine .....	4
17	PAOZZ	88044	AN960JD10L	• Washer, Flat .....	6
18	PAOZZ	96906	MS21919WDF6	• Clamp, Loop .....	2
19	PAOZZ	80205	NAS43DD3-16	• Spacer, Sleeve .....	1
20	PAOZZ	96906	MS21919WDF4	• Clamp, Loop .....	3
21	PAOZZ	80205	NAS43DD3-20FC	• Spacer, Sleeve .....	1
22	PAOZZ	80205	NAS43DD3-36	• Spacer, Sleeve .....	1
23	PAOZZ	80205	NAS603-28P	• Screw, Machine .....	2
24	PAOZZ	88044	AN742D8	• Clamp, Loop .....	5
25	PAOZZ	02731	HS5266-2210	• Adapter, Tubing .....	5
26	PAOZZ	80205	NAS603-36P	• Screw, Machine .....	1
27	PAOZZ	80205	NAS42DD3-96N	• Spacer, Sleeve .....	1
28	PAOZZ	80205	NAS43DD1-96N	• Spacer, Sleeve .....	1
29	XDOZZ	80205	NAS601-34	• Screw, Machine .....	1
30	PAOZZ	88044	AN960KD6L	• Washer, Flat .....	1
31	MOOOO	02731	7-31 1C10030-17	• Tube Assy .....	1
32	MOOOO	02731	7-31 1C10030-103	• Tube Assembly .....	1
33	PAOZZ	02731	HS5420-1001	• • Boot, Transition Ca .....	3
34	PAOZZ	02731	HS5263-0006	• • Adapter, Straight, Tu .....	2
35	PAOZZ	88044	AN960KD716L	• Washer, Flat .....	2
36	PAOZZ	02731	HS5122-0004	• Nipple, Tube .....	1
37	PAOZZ	88044	AN960KD916L	• Washer, Flat .....	2
38	PAOZZ	02731	HS5122-0006	• Nipple, Tube .....	4
39	MOOOO	02731	7-31 1C10030-81	• Tube Assembly .....	1
40	PAOZZ	02731	HS5420-1001	• • Boot, Transition Ca .....	2
41	MOOZZ	02731	7-31 1C10030-59	• Tube .....	1
42	XDOZZ	8V613	HS5013-1	• Cock, Drain .....	2
43	PAOZZ	96906	MS29513-006	• • O-Ring .....	1
44	PAOZZ	02731	HS5317-0604	• Adapter, Straight, Pi .....	2
45	MOOZZ	02731	7-31 1C10030-75	• Tube .....	1
46	PAOZZ	02731	HS5317-0404	• Adapter, Straight, Pi .....	1
47	PAOZZ	02731	HS5262-0004	• Adapter Body, Tube-H .....	1
END OF FIGURE					



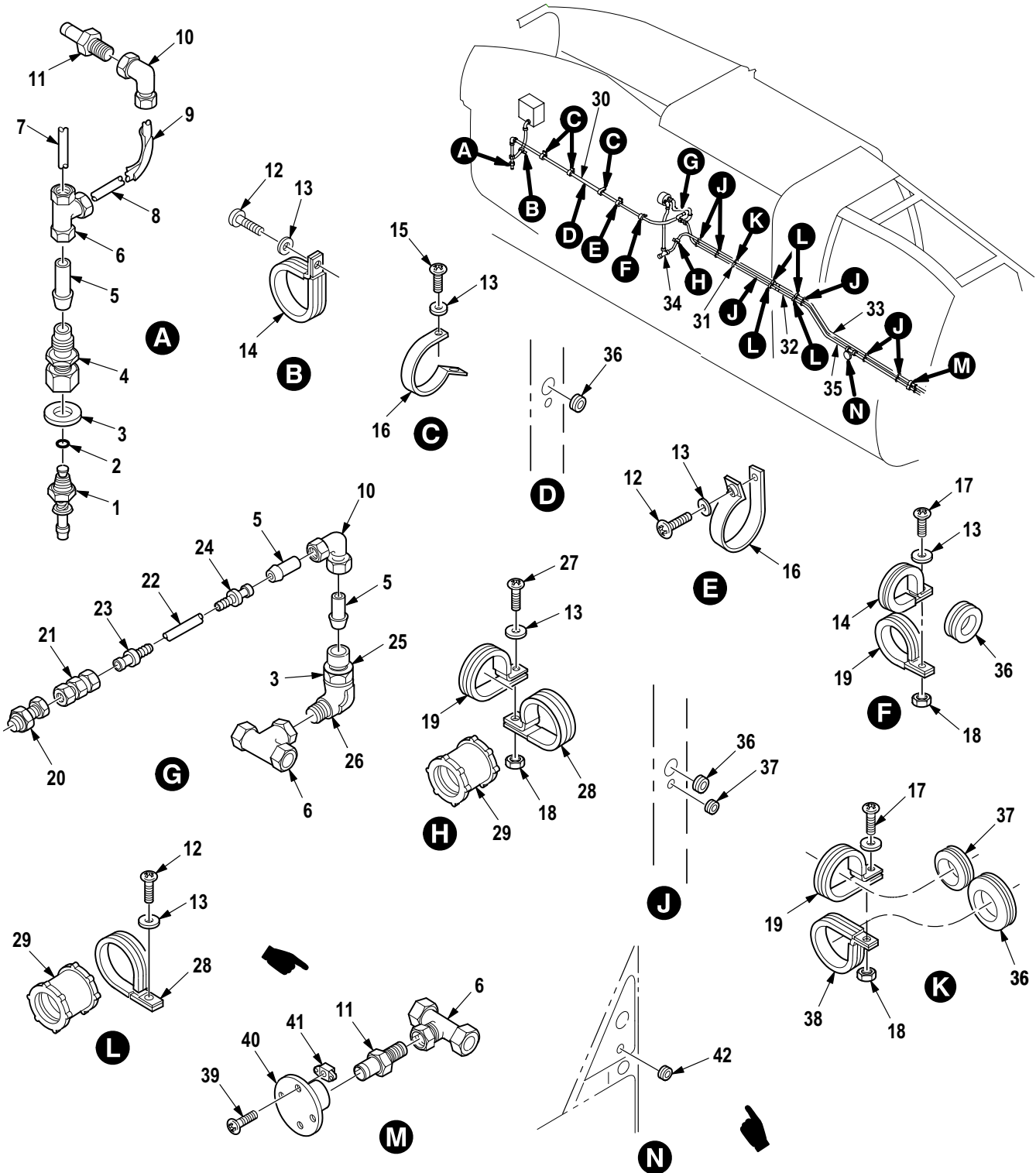
\* SUPPLIED WITH ATTACHED ITEM

M09-1136G

Figure 389. Group 08 Pitot Static System Installation, Copilot/Gunner RH  
7-31 1C10016



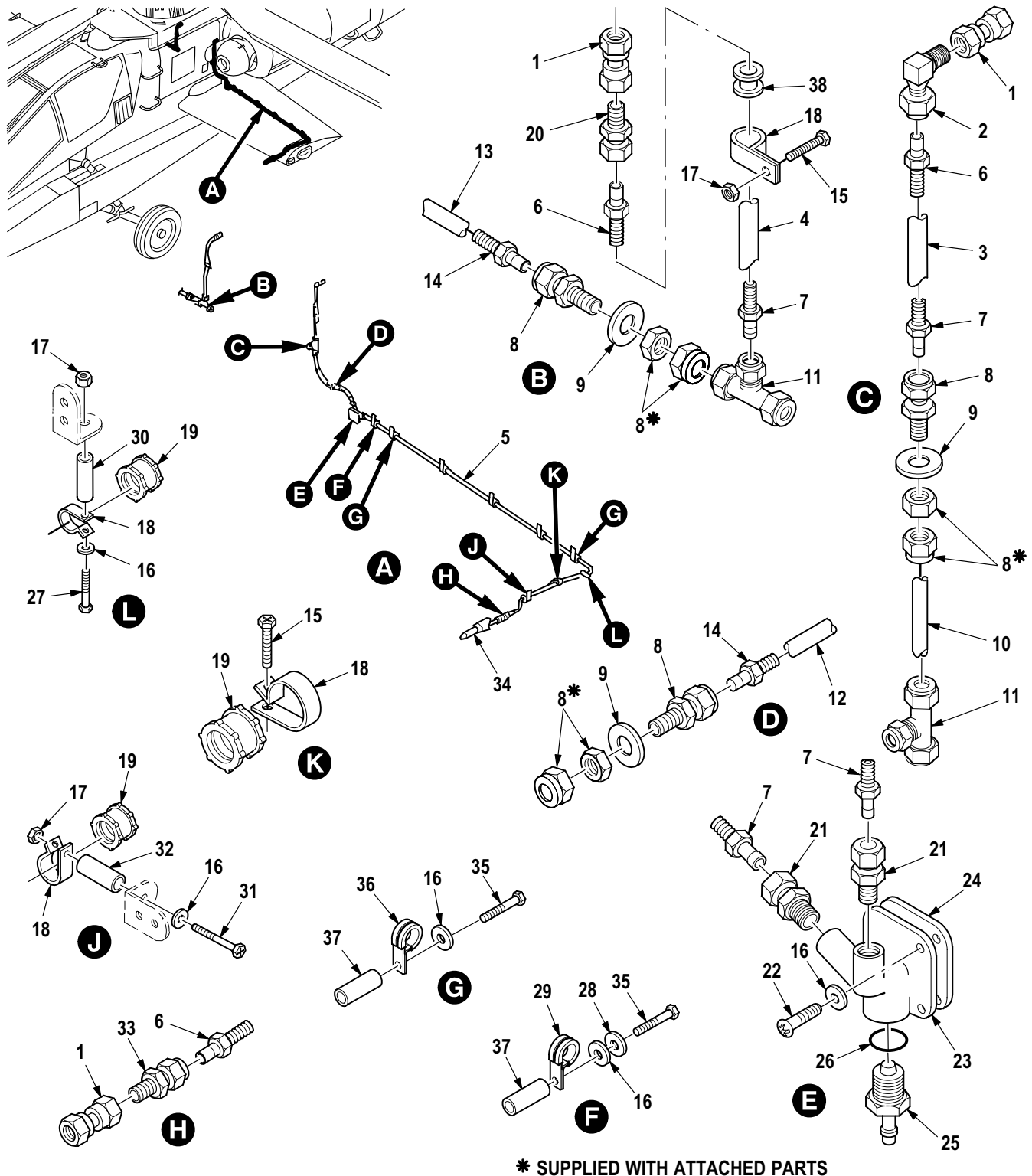
(1) ITEM NO.	(2) SMR CODE	(3) CAGE	(4) PART NUMBER	(5) DESCRIPTION AND USABLE ON CODE (UOC)	(6) QTY
				Group 08 Instrument System Fig. 389 Pitot Static System Installation, Copilot/Gunner RH 7-31 1C10016	
1	PAOZZ	02731	HS5259-0006	• Adapter, Straight, Tu .....	1
2	PAOZZ	81349	M83248/1-906	•• Packing, Preformed .....	1
3	PAOOO	02731	HS5010-1	• Adapter, Straight, Tu .....	1
4	PAOZZ	02570	M83461/1-1 11	•• O-Ring .....	1
5	MOOOO	02731	7-31 1C10030-1 11	• Tube Assy .....	1
6	PAOZZ	02731	HS5263-0006	•• Adapter, Straight, Tu .....	3
7	PAOZZ	02731	HS5420-1001	•• Boot, Transition Ca .....	2
8	MOOZZ	02731	HS5268-2001	•• Tubing, Flexible, Con .....	1
9	MOOOO	02731	7-31 1C10030-99	• Tube Assembly .....	1
10	PAOZZ	02731	HS5263-0004	•• Adapter, Straight, Tu .....	1
11	PAOOO	02570	A600-1-0R	• Adapter, Straight, Tu .....	2
12	PAOZZ	02570	M83461/1-1 13	•• O-Ring .....	1
13	PAOZZ	80205	NAS603-26P	• Screw, Machine .....	1
14	PAOZZ	88044	AN960JD10L	• Washer, Flat .....	7
15	PAOZZ	80205	NAS43DD3-20FC	• Spacer, Sleeve .....	1
16	PAOZZ	88044	AN742D8	• Clamp, Loop .....	8
17	PAOZZ	02731	HS5266-2210	• Adapter, Tubing .....	8
18	PAOZZ	80205	NAS603-14P	• Screw, Machine .....	1
19	PAOZZ	80205	NAS43DD3-18	• Spacer, Sleeve .....	1
20	PAOZZ	80205	NAS603-12P	• Screw, Machine .....	1
21	PAOZZ	80205	NAS43DD3-16	• Spacer, Sleeve .....	1
22	PAOZZ	80205	NAS603-9P	• Screw, Machine .....	4
23	PAOZZ	96906	MS21919WDF4	• Clamp, Loop .....	4
24	PAOZZ	96906	MS21919WDF6	• Clamp, Loop .....	3
25	PAOZZ	80205	NAS1403-23	• Screw, Machine .....	1
26	PAOZZ	80205	NAS43DD3-36	• Spacer, Sleeve .....	1
27	MOOOO	02731	7-31 1C10030-81	• Tube Assembly .....	1
28	PAOZZ	02731	HS5420-1001	•• Boot, Transition Ca .....	2
END OF FIGURE					



M09-667F

Figure 390. Group 08 Pitot Static System Installation (FS 125 to FS 295) RH  
7-31 1C10016

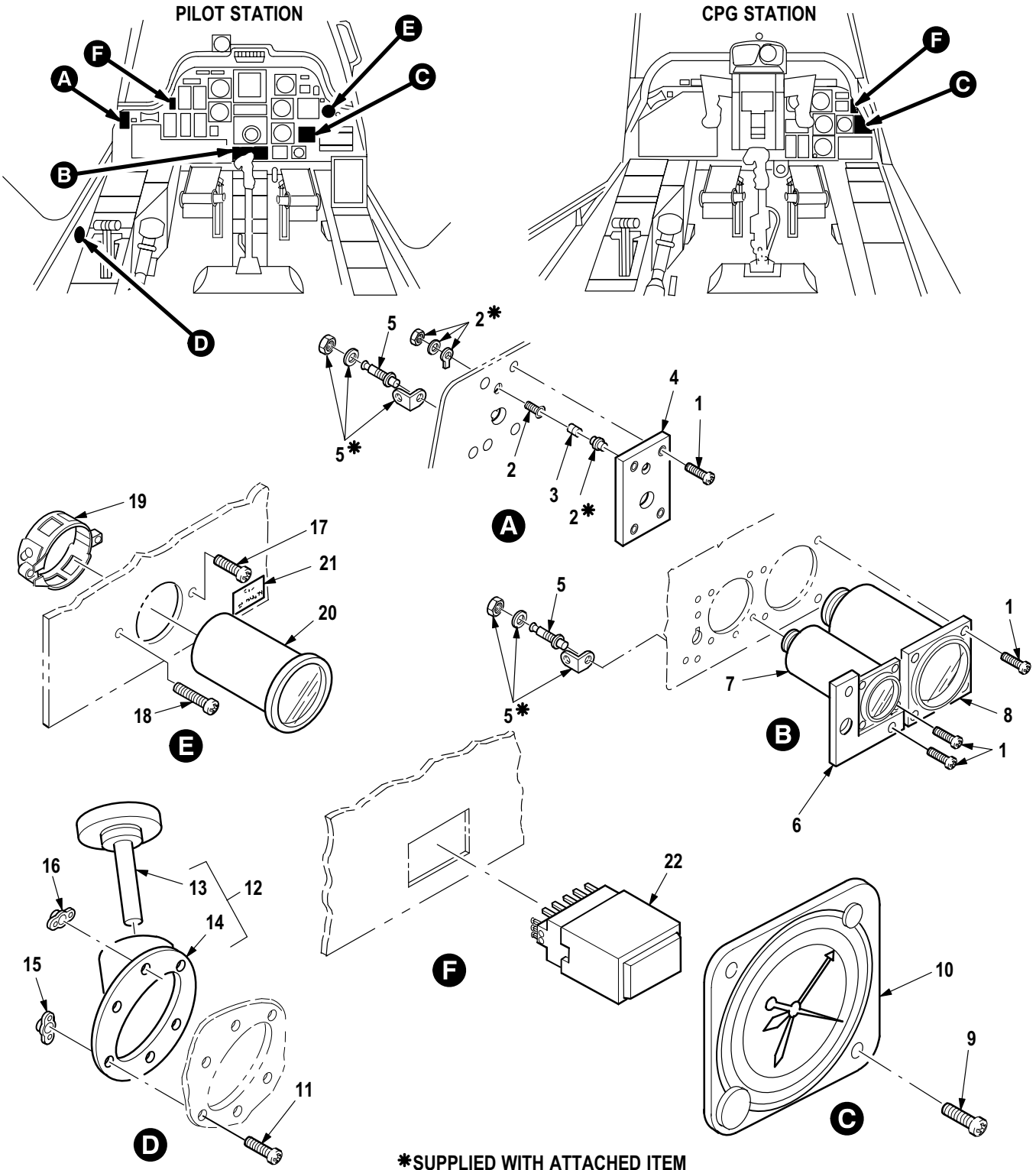
(1) ITEM NO.	(2) SMR CODE	(3) CAGE	(4) PART NUMBER	(5) DESCRIPTION AND USABLE ON CODE (UOC)	(6) QTY
				Group 08 Instrument System Fig. 390 Pitot Static System Installation (FS 125 to FS 295) RH 7-31 1C10016	
1	XDOZZ	8V613	HS5013-1	• Cock, Drain .....	1
2	PAOZZ	96906	MS29513-006	•• O-Ring .....	1
3	PAOZZ	88044	AN960KD716L	• Washer, Flat .....	2
4	PAOZZ	02731	HS5317-0404	• Adapter, Straight, Pi .....	1
5	PAOZZ	02731	HS5262-0004	• Adapter Body, Tube-H .....	3
6	PAOZZ	02731	HS5117-0004	• Tee, Tube .....	3
7	MOOZZ	02731	7-31 1C10030-33	• Tube .....	1
8	MOOZZ	02731	7-31 1C10030-91	• Tube .....	1
9	PAOZZ	02731	HS5326-0001	• Clip, Tube .....	1
10	PAOZZ	02731	HS5115-0004	• Elbow, Tube .....	2
11	PAOZZ	02731	HS5127-0004	• Coupling, Tube .....	2
12	PAOZZ	80205	NAS603-8	• Screw, Machine .....	5
13	PAOZZ	88044	AN960JD10L	• Washer, Flat .....	6
14	PAOZZ	96906	MS21919WDF4	• Clamp, Loop .....	2
15	PAOZZ	80205	NAS603-9P	• Screw, Machine .....	3
16	PAOZZ	96906	MS25281F4	• Clamp, Loop .....	3
17	PAOZZ	80205	NAS1403-2	• Screw, Machine .....	2
18	PAOZZ	80205	MS21042L3	• Nut, Self-Locking, Ex .....	3
19	PAOZZ	96906	MS21919WDF6	• Clamp, Loop .....	3
20	PAOZZ	02731	HS5127-0006	• Coupling, Tube .....	1
21	PAOZZ	02731	HS5116-0006	• Nipple, Tube .....	1
22	MOOOO	02731	7-31 1C10030-83	• Tube Assembly .....	1
23	PAOZZ	02731	HS5263-0004	•• Adapter, Straight, Tu .....	1
24	PAOZZ	02731	HS5263-0006	•• Adapter, Straight, Tu .....	1
25	PAOZZ	98897	LS12906-184	• Nut, Plain, Hexagon .....	1
26	PAOZZ	96906	MS21908D4	• Elbow, Tube .....	1
27	PAOZZ	80205	NAS603-7P	• Screw, Machine .....	1
28	PAOZZ	88044	AN742D8	• Clamp, Loop .....	5
29	PAOZZ	02731	HS5266-2210	• Adapter, Tubing .....	5
30	MOOZZ	02731	7-31 1C10030-65	• Tube .....	2
31	MOOZZ	02731	7-31 1C10030-63	• Tube .....	1
32	MOOZZ	02731	7-31 1C10030-23	• Tube .....	1
33	MOOOO	02731	7-31 1C10030-103	• Tube Assembly .....	1
34	PAOZZ	02731	HS5420-1001	•• Boot, Transition Ca .....	1
35	MOOZZ	02731	7-31 1C10030-21	• Tube .....	1
36	PAOZZ	96906	MS35489-6	• Grommet, Nonmetallic .....	9
37	PAOZZ	96906	MS35489-11	• Grommet, Nonmetallic .....	8
38	PAOZZ	96906	MS21919WDF9	• Clamp, Loop .....	1
39	PAOZZ	96906	MS24693S26	• Screw, Machine .....	4
40	PAOOO	02731	7-31 1C10024	• Static Tube .....	1
41	PAOZZ	80205	MS21075L06N	•• Nut, Self-Locking, Pi .....	2
42	PAOZZ	96906	MS35489-64	• Grommet, Nonmetallic .....	1
END OF FIGURE					



M09-668F

Figure 391. Group 08 Pitot Static System Installation (Wing)  
7-31 1C10016

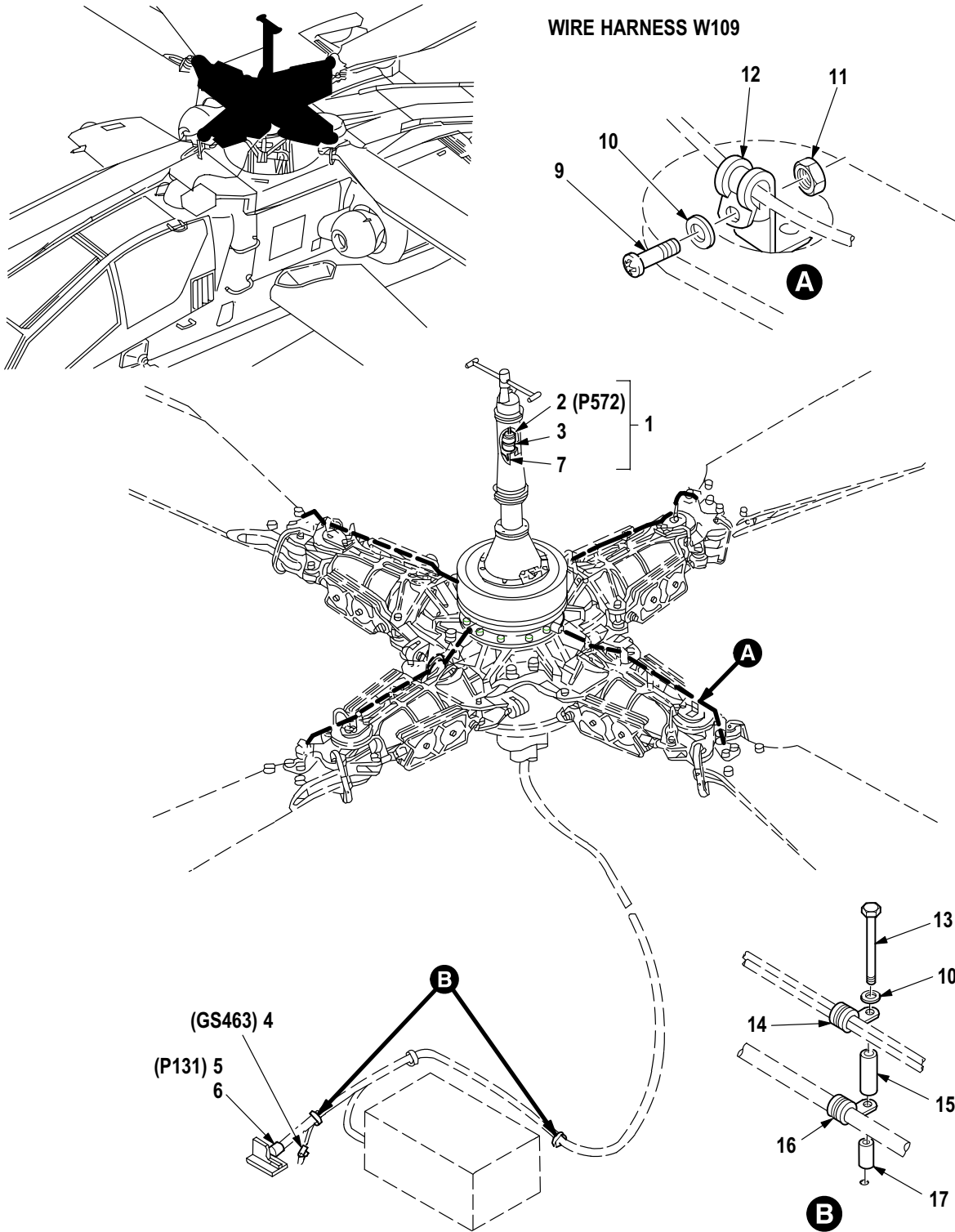
(1) ITEM NO.	(2) SMR CODE	(3) CAGE	(4) PART NUMBER	(5) DESCRIPTION AND USABLE ON CODE (UOC)	(6) QTY
				Group 08 Instrument System Fig. 391 Pitot Static System Installation (Wing) 7-31 1C10016	
1	PAOZZ	02731	HS5127-0004	• Coupling, Tube .....	3
2	PAOZZ	02731	HS5115-0004	• Elbow, Tube .....	2
3	MOOOO	02731	7-31 1C10030-93	• Tube Assembly .....	1
4	MOOOO	02731	7-31 1C10030-101	• Tube Assembly .....	1
5	MOOOO	02731	7-31 1C10030-107	• Tube Assy .....	2
6	PAOZZ	02731	HS5263-0004	• Adapter, Straight, Tu .....	1
7	PAOZZ	02731	HS5263-0006	• Adapter, Straight, Tu .....	1
8	PAOZZ	02731	HS5122-0006	• Nipple, Tube .....	4
9	PAOZZ	88044	AN960KD916L	• Washer, Flat .....	3
10	MOOZZ	02731	7-31 1C10030-49	• Tube .....	1
11	PAOZZ	02731	HS5117-0006	• Tee, Tube .....	2
12	MOOOO	02731	7-31 1C10030-47	• Tube Assembly .....	1
13	MOOOO	02731	7-31 1C10030-109	• Tube Assy .....	2
14	PAOZZ	02731	HS5263-0006	• Adapter, Straight, Tu .....	2
15	PAOZZ	80205	NAS1801-3-20	• Screw, Machine .....	2
16	PAOZZ	88044	AN960JD10L	• Washer, Flat .....	5
17	PAOZZ	80205	MS21042L3	• Nut, Self-Locking, Ex .....	2
18	PAOZZ	88044	AN742D8	• Clamp, Loop .....	4
19	PAOZZ	02731	HS5266-2210	• Adapter, Tubing .....	3
20	PAOZZ	02731	HS5116-0004	• Nipple, Tube .....	2
21	PAOZZ	02731	HS5316-0602	• Adapter, Straight, Pi .....	4
22	PAOZZ	80205	NAS603-10P	• Screw, Machine .....	3
23	PAOOO	02731	7-31 1C10032-7	• Tee, Pitot Drain RH .....	1
23	PAOOO	02731	7-31 1C10032-8	• Tee, Pitot Drain LH .....	1
24	XDOZZ	02731	7-31 1C10032-9	• Doubler .....	1
25	XDOZZ	8V613	HS5013-1	• Cock, Drain .....	1
26	PAOZZ	96906	MS29513-006	• O-Ring .....	1
27	PAOZZ	80205	NAS1096-3-12	• Screw, Machine .....	1
28	PAOZZ	96906	MS25440-3	• Washer, Flat .....	3
29	PAOZZ	96906	MS21919WDF6	• Clamp, Loop .....	1
30	PAOZZ	80205	NAS43DD3-24N	• Spacer, Sleeve .....	1
31	PAOZZ	80205	NAS603-14P	• Screw, Machine .....	1
32	PAOZZ	80205	NAS43DD3-32N	• Spacer, Sleeve .....	1
33	PAOZZ	02731	HS5262-0006	• Adapter Body, Tube-H .....	1
34	PAOZZ	88044	AN5813-1	• Pitot Tube .....	2
35	PAOZZ	80205	NAS1096-3-26	• Screw, Machine .....	2
36	PAOZZ	96906	MS21919WDF7	• Clamp, Loop .....	1
37	PAOZZ	80205	NAS43DD3-64N	• Spacer, Sleeve .....	4
38	PAOZZ	96906	MS35489-13	• Grommet, Nonmetallic .....	2
END OF FIGURE					



M09-084G

Figure 392. Group 08 Pilot and Copilot/Gunner Instrument Panel (Miscellaneous Instruments)

(1) ITEM NO.	(2) SMR CODE	(3) CAGE	(4) PART NUMBER	(5) DESCRIPTION AND USABLE ON CODE (UOC)	(6) QTY
				Group 08 Instrument System Fig. 392 Pilot and Copilot/Gunner Instrument Panel (Miscellaneous Instruments)	
1	PAOZZ	96906	MS51957-32B	• Screw, Machine .....	14
2	PAOZZ	02731	HS4884-021	• Lampholder .....	1
3	PAOZZ	96906	MS3338-6839	• Lamp, Incandescent .....	1
4	PAOZZ	02731	7-21 1820301	• Panel, Indicating, Li .....	1
5	PAOZA	96906	MS90335-2	• Connector, Receptacl .....	2
6	PAOZZ	02731	7-21 1820019	• Panel, Indicator .....	1
7	PAOZZ	02731	7-31 1820017	• Indicator, Pressure .....	1
8	PAOZZ	02731	7-31 1820016	• Indicator, Pressure .....	1
9	PAOZZ	96906	MS51957-34B	• Screw, Machine .....	2
10	PAODD	11824	MC7545	• Clock, Panel .....	1
11	PAOZZ	80205	NAS603-6P	• Screw, Machine .....	6
12	XDOOO	02731	7-31 1C10010	• Indicator Assembly .....	1
13	PAOZZ	8V613	HS6070-1	• • Thermometer, Self-In .....	1
14	PAOOO	02731	7-31 1C10011	• • Support Assembly Ga .....	1
15	PAOZZ	80205	MS21075L3E	• • • Nut, Self-Locking, Pl .....	4
16	PAOZZ	96906	MS21071L3	• • • Nut, Self-Locking, Pl .....	2
17	PAOZZ	96906	MS51957-28B	• Screw, Machine .....	1
18	PAOZZ	96906	MS51957-45B	• Screw, Machine .....	1
19	PAOZZ	96906	MS28042-1A	• Clamp, Instrument Mo .....	1
20	PAOZZ	02731	7-31 1A10014	• Meter, Icing .....	1
21	XDOZZ	02731	7-31 1A10035	• Decal-Lwc Test .....	1
22	PAFZZ	02731	7-31 1642551	• Light Assembly, Indi Not Used On A/C With MWO 1-1520-238-50-40 Incorporated .....	1
END OF FIGURE					

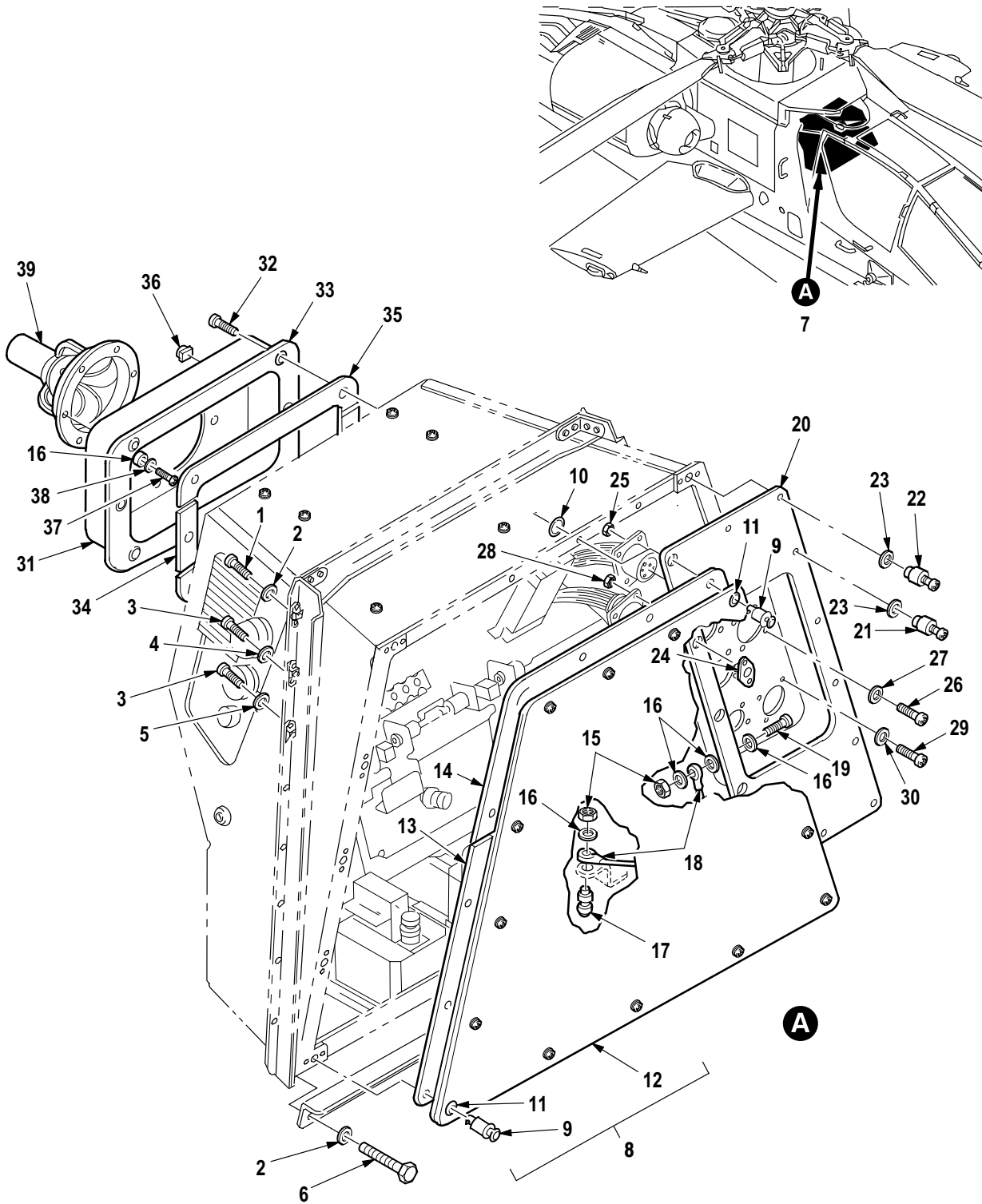


M09-700B

Figure 393. Group 09 Wiring Installation, Main Rotor (De-Ice and Air Data Sensor) and Wiring Harness, W109



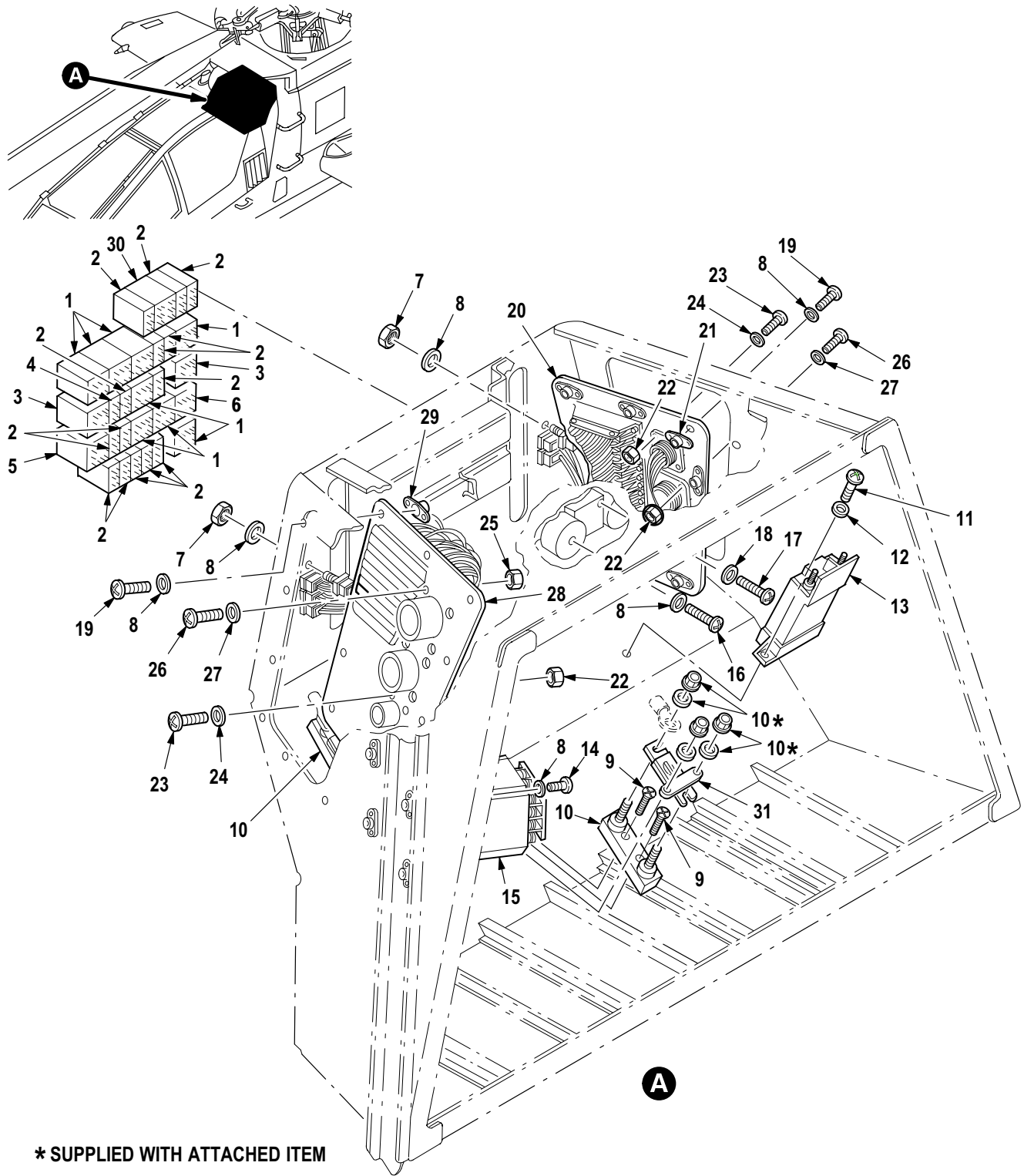
(1) ITEM NO.	(2) SMR CODE	(3) CAGE	(4) PART NUMBER	(5) DESCRIPTION AND USABLE ON CODE (UOC)	(6) QTY
				Group 09 Electrical System Fig. 393 Wiring Installation, Main Rotor (De-Ice and Air Data Sensor) and Wiring Harness, W109	
1	PAFFF	02731	7-31 1B24109-009	• Wiring Harness W109 .....	1
2	XDOZZ	96906	MS27467T15B19S	•• Connector, Plug, Elec .....	1
3	XDOZZ	02731	HS5100-1421	•• Adapter, Cable Clamp .....	1
4	XAFZZ	81349	M83519/2-8	•• Splice, Conductor .....	4
5	PAOZZ	96906	MS27467T13B35P	•• Connector, Plug, Elec .....	1
6	XDOZZ	02731	HS5100-1221	•• Adapter, Cable Clamp .....	1
7	XAOZZ	02731	HS5268-2004	•• Tubing, Flexible, Con .....	1
8	XCOOO	02731	7-31 1B26082-603	• Wire Instl Main Rot (Not Illustrated-Installation Drawing) .....	1
9	PAOZZ	80205	NAS603-7P	•• Screw, Machine .....	16
10	PAOZZ	88044	AN960JD10L	•• Washer, Flat .....	19
11	PAOZZ	80205	MS21042L3	•• Nut, Self-Locking, Ex .....	12
12	PAOZZ	81349	M85052/1-6	•• Clamp, Loop .....	16
13	PAOZZ	80205	NAS1096-3-22	•• Screw, Machine .....	3
14	PAOZZ	02731	HS5346-0004	•• Clamp, Loop .....	3
15	PAOZZ	80205	NAS43DD3-36	•• Spacer, Sleeve .....	3
16	PAOZZ	81349	M85052/1-10	•• Clamp, Loop .....	3
17	PAOZZ	80205	NAS43DD3-16	•• Spacer, Sleeve .....	3
END OF FIGURE					



M09-835B

Figure 394. Group 09 Distribution Box Installation, Electrical Power  
7-31 1B11084

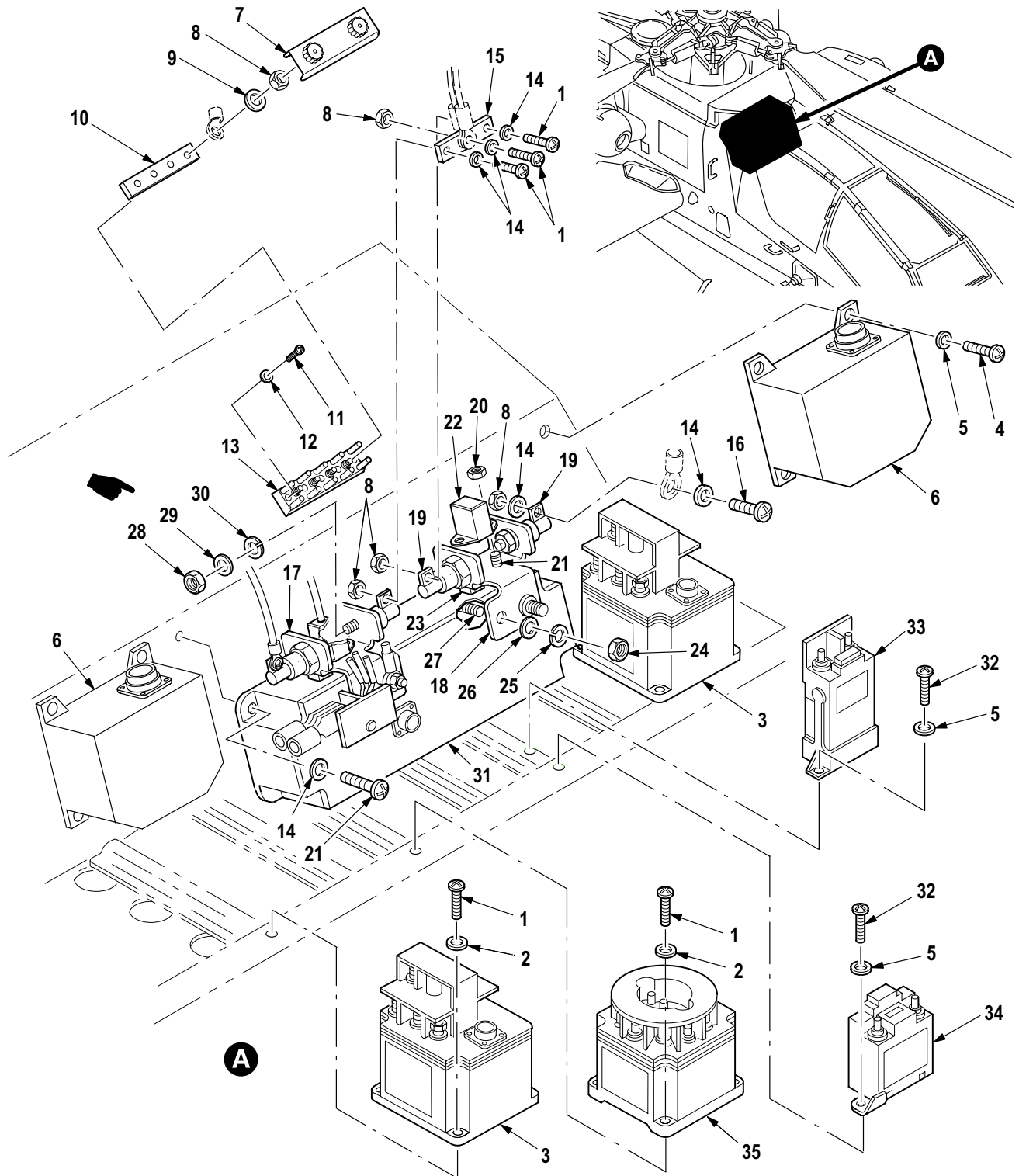
(1) ITEM NO.	(2) SMR CODE	(3) CAGE	(4) PART NUMBER	(5) DESCRIPTION AND USABLE ON CODE (UOC)	(6) QTY
				Group 09 Electrical System Fig. 394 Distribution Box Installation, Electrical Power 7-31 1B11084	
1	PAOZZ	80205	NAS1403-4	• Screw, Machine .....	2
2	PAOZZ	80205	NAS1149F0363P	• Washer, Flat .....	13
3	PAOZZ	80205	NAS1403-2	• Screw, Machine .....	14
4	PAOZZ	02731	HS308-10L	• Washer, Flat .....	4
5	PAOZZ	59875	TX90790-34	• Washer, Flat .....	10
6	PAOZZ	80205	NAS6703-2	• Bolt, Shear .....	9
7	XDOOO	02731	7-31 1B11083-633	• Box Assembly, Distr (See Figs. 395 thru 398 for Breakdown) .....	1
7	XDOOO	02731	7-31 1B11083-641	• Box Assembly, Distr (See Figs. 395 thru 398 for Breakdown) A/C With MWO 1-1520-238-50-40 Incorporated .....	1
8	XDOOO	02731	7-31 1B11042	•• Cover, Distribution .....	1
9	PAOZZ	02731	HS4421-6	••• Stud Assembly, Turnl .....	15
10	PAOZZ	02731	HS4432-2	••• Push On Nut .....	15
11	PAOZZ	02731	HS4874-4B2A	••• Grommet, Metallic .....	15
12	XAOZZ	02731	7-31 1B11042-1 1	••• Cover Assy .....	1
13	XAOZZ	02731	7-31 1B11042-13	•••• Gasket .....	1
14	XAOZZ	02731	7-31 1B11042-15	•••• Gasket .....	1
15	PAOZZ	80205	MS21042L3	•• Nut, Self-Locking, Ex .....	20
16	PAOZZ	88044	AN960JD10L	•• Washer, Flat .....	92
17	PAOZZ	81349	M83454/04-AA108	•• Terminal, Stud .....	1
18	PAOZZ	81349	M83413/8-G13BB	•• Lead, Electrical .....	1
19	PAOZZ	80205	NAS1096-3-8	•• Screw, Machine .....	1
20	XDOOO	02731	7-31 1B11129	•• Panel, Electrical-EI .....	1
21	PAOZZ	02731	HS4421-3	••• Stud Assembly, Turnl .....	5
22	PAOZZ	02731	HS4421-4	••• Stud Assembly, Turnl .....	2
23	PAOZZ	02731	HS4432-1	••• Washer, Split .....	9
24	PAOZZ	02731	HS4430-2	••• Receptacle, Turnlock .....	3
25	PAOZZ	80205	MS21042L06	•• Nut, Self-Locking, Ex .....	24
26	PAOZZ	80205	NAS601-6P	•• Screw, Machine .....	4
27	PAOZZ	80205	NAS620C6L	•• Washer, Flat .....	4
28	PAOZZ	80205	MS21042L04	•• Nut, Self-Locking, Ex .....	24
29	PAOZZ	80205	NAS600-6P	•• Screw, Machine .....	4
30	PAOZZ	80205	NAS620C4L	•• Washer, Flat .....	4
31	XDOOO	02731	7-31 1B11089	•• Cover, Relay .....	1
32	PAOZZ	02731	HS4103-10B3	••• Screw, Assembly Pane .....	6
33	PAOZZ	02731	HS4874-3B2A	••• Grommet, Metallic .....	6
34	MOOZZ	02731	7-31 1B11089-13	••• Gasket .....	2
35	MOOZZ	02731	7-31 1B11089-15	••• Gasket .....	2
36	PAOZZ	02731	HS4271-1	••• Mount, Strap .....	1
37	PAOZZ	80205	NAS603-8P	•• Screw, Machine .....	30
38	PAOZZ	96906	MS35338-138	•• Washer, Lock .....	6
39	PAOZZ	02731	HS5059-0001	•• Fan, Ventilating .....	1
END OF FIGURE					



M09-834G

Figure 395. Group 09 Box Assembly, Distribution Electrical Power (Upper)  
7-31 1B11083-633  
7-31 1B11083-641 (A/C With MWO 1-1520-238-50-40 Incorporated)

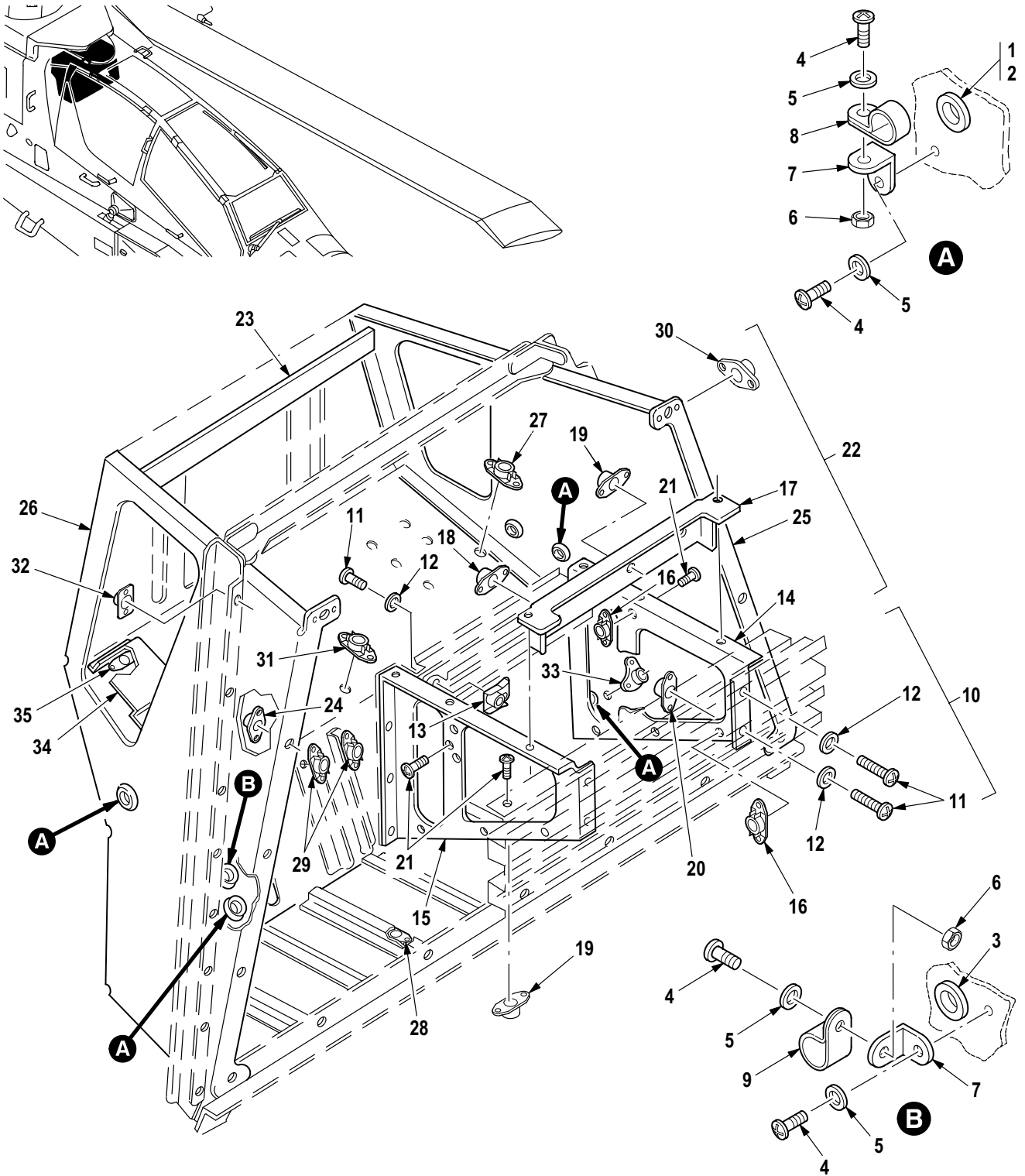
(1) ITEM NO.	(2) SMR CODE	(3) CAGE	(4) PART NUMBER	(5) DESCRIPTION AND USABLE ON CODE (UOC)	(6) QTY
				Group 09 Electrical System Fig. 395 Box Assembly, Distribution Electrical Power (Upper) 7-31 1B11083-633 7-31 1B11083-641 (A/C With MWO 1-1520-238-50-40 Incorporated) See Fig. 394 for NHA	
1	PAOZZ	02731	HS4228-1 101	• Relay, Electromagnet .....	8
2	PAOZZ	02731	HS4235-1 101	• Relay, Electromagnet .....	14
3	PAOZZ	78290	TDA1361-5600	• Relay, Electromagnet .....	2
4	PAOZZ	02731	HS4235-201	• Relay, Electromagnet .....	1
5	PAOZZ	02731	HS4738-62D0	• Relay, Electromagnet .....	1
6	PAOZZ	02731	HS4876-1P00	• Relay, Electromagnet .....	1
7	PAOZZ	96906	MS21083N3	• Nut, Self-Locking, He .....	11
8	PAOZZ	88044	AN960JD10L	• Washer, Flat .....	13
9	PAOZZ	80205	NAS514P1032-14	• Screw, Machine .....	4
10	PAOZZ	09004	30160	• Fuseholder, Block .....	2
11	PAOZZ	80205	NAS602-8P	• Screw, Machine .....	4
12	PAOZZ	80205	NAS620A8L	• Washer, Flat .....	4
13	PAOZZ	81349	M83383/01-13	• Circuit Breaker .....	1
14	PAOZZ	80205	NAS603-8P	• Screw, Machine .....	7
15	PAOZZ	02731	HS5004-3140	• Circuit Breaker .....	1
16	PAOZZ	80205	NAS603-24P	• Screw, Machine .....	2
17	PAOZZ	80205	NAS600-28P	• Screw, Machine .....	2
18	PAOZZ	88044	AN960JD4L	• Washer, Flat .....	2
19	PAOZZ	80205	NAS603-7P	• Screw, Machine .....	38
20	XDOOO	02731	7-31 1B11125-5	• Panel, Electrical-EI .....	1
21	PAOZZ	80205	MS21075L3E	• Nut, Self-Locking, PI .....	10
22	PAOZZ	80205	MS21042L04	• Nut, Self-Locking, Ex .....	24
23	PAOZZ	80205	NAS600-6P	• Screw, Machine .....	16
24	PAOZZ	80205	NAS620C4L	• Washer, Flat .....	26
25	PAOZZ	80205	MS21042L06	• Nut, Self-Locking, Ex .....	24
26	PAOZZ	80205	NAS601-6P	• Screw, Machine .....	24
27	PAOZZ	80205	NAS620C6L	• Washer, Flat .....	24
28	XDOOO	02731	7-31 1B11126	• Panel, Electrical-EI .....	1
29	PAOZZ	80205	MS21075L3E	• Nut, Self-Locking, PI .....	10
30	PAOZZ	02731	HS4738-3D00	• Relay, Electromagnet (U/O P/N 7-311B11083-641) .....	1
31	PAOZZ	14933	90102-020	• Fuse, Inclosed Link .....	2
END OF FIGURE					



M09-833G

Figure 396. Group 09 Box Assembly, Distribution Electrical Power (Lower)  
 7-31 1B11083-633  
 7-31 1B11083-641 (A/C With MWO 1-1520-238-50-40 Incorporated)

(1) ITEM NO.	(2) SMR CODE	(3) CAGE	(4) PART NUMBER	(5) DESCRIPTION AND USABLE ON CODE (UOC)	(6) QTY
				Group 09 Electrical System Fig. 396 Box Assembly, Distribution Electrical Power (Lower) 7-31 1B11083-633 7-31 1B11083-641 (A/C With MWO 1-1520-238-50-40 Incorporated) See Fig. 394 for NHA	
1	PAOZZ	80205	NAS603-7P	• Screw, Machine .....	10
2	PAOZZ	80205	NAS620A10L	• Washer, Flat .....	12
3	PAOZZ	02731	HS4793-1	• Relay, Electromagnet .....	2
4	PAOZZ	80205	NAS602-10P	• Screw, Machine .....	8
5	PAOZZ	80205	NAS620A8L	• Washer, Flat .....	10
6	PAODD	83298	21B17-61-D	• Control, Generator (See Fig. 399 for Breakdown) .....	2
7	XDOZZ	02731	MS18029-25-4	• Cover, Terminal Boar .....	1
8	PAOZZ	80205	MS21042L3	• Nut, Self-Locking, Ex .....	10
9	PAOZZ	88044	AN960C10	• Washer, Flat .....	4
10	PAOZZ	80205	NAS44-10-4	• Bus, Conductor .....	1
11	PAOZZ	80205	NAS600-6P	• Screw, Machine .....	10
12	PAOZZ	80205	NAS620C4L	• Washer, Flat .....	10
13	PAOZZ	96906	MS27212-2-16	• Terminal Board .....	1
14	PAOZZ	88044	AN960JD10L	• Washer, Flat .....	22
15	PAOZZ	96906	MS25226-4-3	• Bus, Conductor .....	1
16	PAOZZ	80205	NAS603-8P	• Screw, Machine .....	10
17	XDOOO	02731	7-31 1B11062-3	• Bus Conductor Assy .....	1
18	XDOOO	02731	7-31 1B11062-5	• Bus Connector Assy .....	1
19	PAOZZ	02731	HS4852-2001	•• Semiconductor Devic .....	2
20	PAOZZ	80205	MS21042L3	•• Nut, Self-Locking, Ex .....	2
21	PAOZZ	80205	NAS603-10P	•• Screw, Machine .....	2
22	PAOZZ	02731	HS4789-212	•• Terminal Junction B .....	1
23	PAOZZ	02731	7-31 1B11062-9	•• Insulator, Electrica .....	2
24	PAOZZ	96906	MS25082-3	•• Nut, Plain, Hexagon .....	1
25	PAOZZ	96906	MS35338-43	•• Washer, Lock .....	1
26	PAOZZ	59875	TX90790-34	•• Washer, Flat .....	1
27	PAOZZ	80205	514P1032-10	•• Screw, Machine .....	1
28	PAOZZ	96906	MS35691-21	•• Nut, Plain, Hexagon .....	2
29	PAOZZ	88044	AN960-616L	•• Washer, Flat .....	2
30	PAOZZ	96906	MS35338-46	•• Washer, Lock .....	2
31	PAOZZ	02731	7-31 1B11047-3	• Contactor .....	1
32	PAOZZ	80205	NAS602-8P	• Screw, Machine .....	2
33	PAOZZ	81349	M83383/01-07	• Circuit Breaker .....	1
34	PAOZZ	02731	HS5265-1020	• Circuit Breaker .....	1
35	PAOZZ	02731	HS4794-1	• Relay, Electromagnet .....	1
END OF FIGURE					

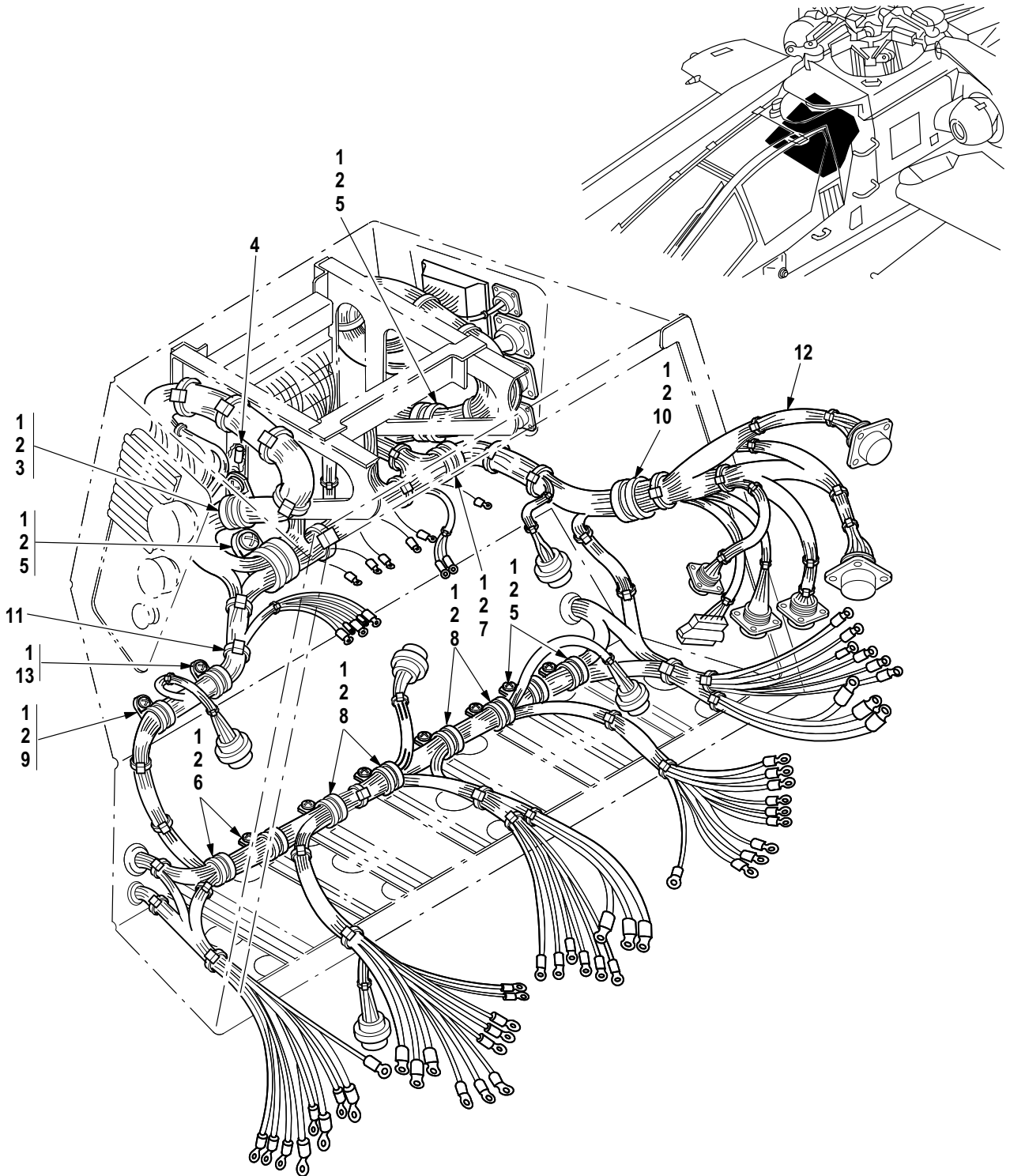


M09-832H

Figure 397. Group 09 Box Assembly, Distribution Electrical Power (Structure)  
7-31 1B11083-633  
7-31 1B11083-641 (A/C With MWO 1-1520-238-50-40 Incorporated)



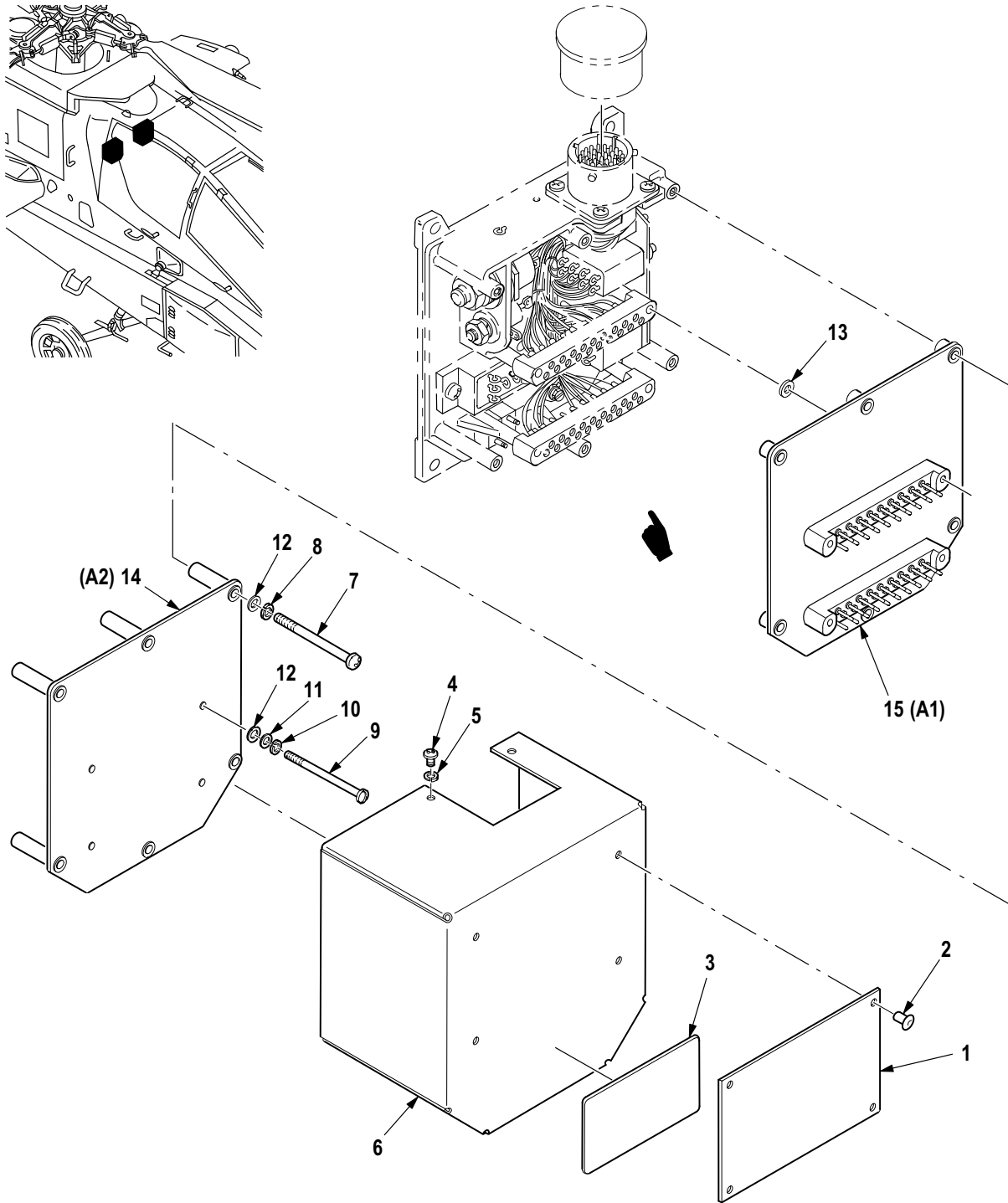
(1) ITEM NO.	(2) SMR CODE	(3) CAGE	(4) PART NUMBER	(5) DESCRIPTION AND USABLE ON CODE (UOC)	(6) QTY
				Group 09 Electrical System Fig. 397 Box Assembly, Distribution Electrical Power (Structure) 7-31 1B11083-633 7-31 1B11083-641 (A/C With MWO 1-1520-238-50-40 Incorporated) See Fig. 394 for NHA	
1	PAOZZ	96906	MS35489-17	• Grommet, Nonmetallic .....	4
2	PAOZZ	96906	MS35489-14	• Grommet, Nonmetallic .....	4
3	PAOZZ	88044	AN931-12-17	• Grommet, Nonmetallic .....	1
4	PAOZZ	80205	NAS603-8P	• Screw, Machine .....	10
5	PAOZZ	88044	AN960JD10L	• Washer, Flat .....	10
6	PAOZZ	80205	MS21042L3	• Nut, Self-Locking, Ex .....	5
7	PAOZZ	88044	AN743-12	• Bracket, Angle .....	5
8	PAOZZ	02731	HS5346-0009	• Clamp, Loop .....	5
9	PAOZZ	02731	HS5346-0014	• Clamp, Loop .....	2
10	XAOOO	02731	7-31 1B11124-21	• Support Assy, Wiring .....	1
11	PAOZZ	80205	NAS603-7P	•• Screw, Machine .....	24
12	PAOZZ	88044	AN960JD10L	•• Washer, Flat .....	24
13	PAOZZ	02731	HS4153-02	•• Nut, Self-Locking, Pl .....	20
14	XAOOO	02731	7-31 1B11124-5	•• Support Assy .....	1
15	XAOOO	02731	7-31 1B11124-6	•• Support Assy .....	1
16	PAOZZ	80205	MS21075L3E	••• Nut, Self-Locking, Pl .....	7
17	XAOOO	02731	7-31 1B11124-15	•• Bracket Assy .....	1
18	PAOZZ	80205	MS21075L3E	••• Nut, Self-Locking, Pl .....	2
19	PAOZZ	96906	MS21075L04E	••• Nut, Self-Locking, Pl .....	2
20	PAOZZ	80205	MS21075L3E	•• Nut, Self-Locking, Pl .....	17
21	PAOZZ	80205	NAS603-9P	•• Screw, Machine .....	16
22	XAOOO	02731	7-31 1B11081-57	• Box, Distribution .....	1
23	MOOZZ	02731	7-31 1B11081-25	•• Seal .....	1
24	PAOZZ	02731	HS4430-2	•• Receptacle, Turnlock .....	4
25	XAOOO	02731	7-31 1B11081-39	•• Panel Assy LH .....	1
26	XAOOO	02731	7-31 1B11081-40	•• Panel Assy RH .....	1
27	PAOZZ	80205	MS21075L3E	••• Nut, Self-Locking, Pl .....	1
28	PAOZZ	80205	MS21075L3E	•• Nut, Self-Locking, Pl .....	28
29	XDOZZ	80205	MS21075L08	•• Nut, Self-Locking, Pl .....	16
30	PAOZZ	96906	MS21047L3	•• Nut, Self-Locking, Pl .....	1
31	PAOZZ	96906	MS21075L04E	•• Nut, Self-Locking, Pl .....	2
32	PAOZZ	02731	HS4571-3	•• Nut, Plain, Plate .....	16
33	PAOZZ	96906	MS21073L3	•• Nut, Self-Locking, Pl .....	1
34	PAOOO	8V613	7-31 1B25011-1	•• Bracket, Multiple An .....	1
35	PAOZZ	80205	MS21075L3E	••• Nut, Self-Locking, Pl .....	2
END OF FIGURE					



M09-837D

Figure 398. Group 09 Box Assembly, Distribution Electrical Power (Wire Harness)  
7-31 1B11083-633  
7-31 1B11083-641 (A/C With MWO 1-1520-238-50-40 Incorporated)

(1) ITEM NO.	(2) SMR CODE	(3) CAGE	(4) PART NUMBER	(5) DESCRIPTION AND USABLE ON CODE (UOC)	(6) QTY
				Group 09 Electrical System Fig. 398 Box Assembly, Distribution Electrical Power (Wire Harness) 7-31 1B11083-633 7-31 1B11083-641 (A/C With MWO 1-1520-238-50-40 Incorporated) See Fig. 394 for NHA	
1	PAOZZ	80205	NAS603-8P	• Screw, Machine .....	14
2	PAOZZ	88044	AN960JD10L	• Washer, Flat .....	13
3	XDOZZ	02731	HS5346-0013	• Clamp, Loop .....	1
4	PAOZZ	81349	RCR07G104JS	• Resistor, Fixed, Comp .....	1
5	PAOZZ	02731	HS5346-0015	• Clamp, Loop .....	4
6	PAOZZ	02731	HS5346-0012	• Clamp, Loop .....	2
7	XDOZZ	02731	HS5346-0016	• Clamp, Loop .....	1
8	PAOZZ	02731	HS5346-0018	• Clamp, Loop .....	4
9	PAOZZ	02731	HS5346-0008	• Clamp, Loop .....	2
10	XDOZZ	02731	HS5346-0021	• Clamp, Loop .....	1
11	MOOZZ	02731	HS5215C118	• Rubber Strip .....	V
12	XCOOO	02731	7-31 1B24668-049	• Wire Harness (See Figs. 400 thru 403 for Breakdown) ...	1
12	XCOOO	02731	7-31 1B24668-053	• Wire Harness (See Figs. 400 thru 403 for Breakdown) A/C With MWO 1-1520-238-50-40 Incorporated .....	1
12	XCOOO	02731	7-31 1B24668-055	• Wire Harness (See Figs. 400 thru 403 for Breakdown) A/C With MWO 1-1520-238-50-49 Incorporated .....	1
13	PAOZZ	02731	HS4271-3S10	• Mounting Base, Tiedo .....	1
END OF FIGURE					

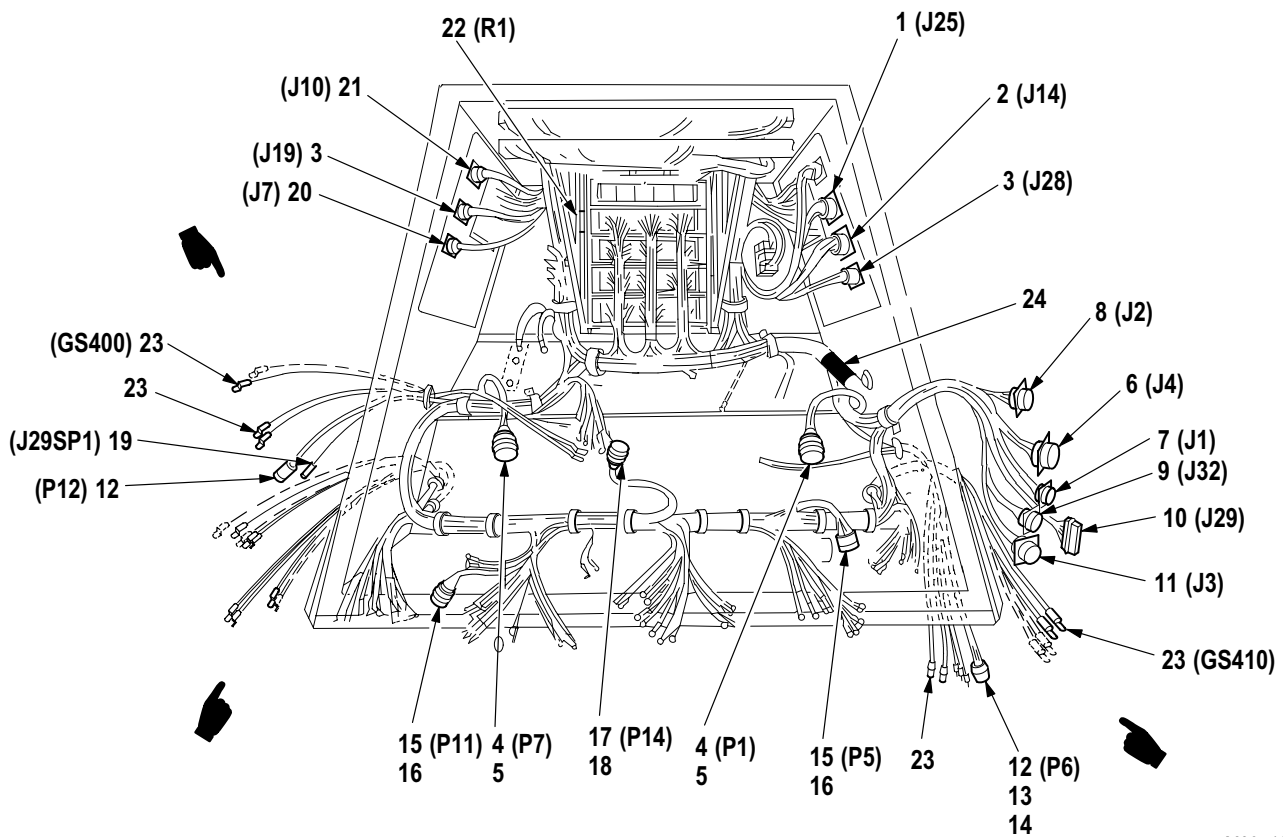
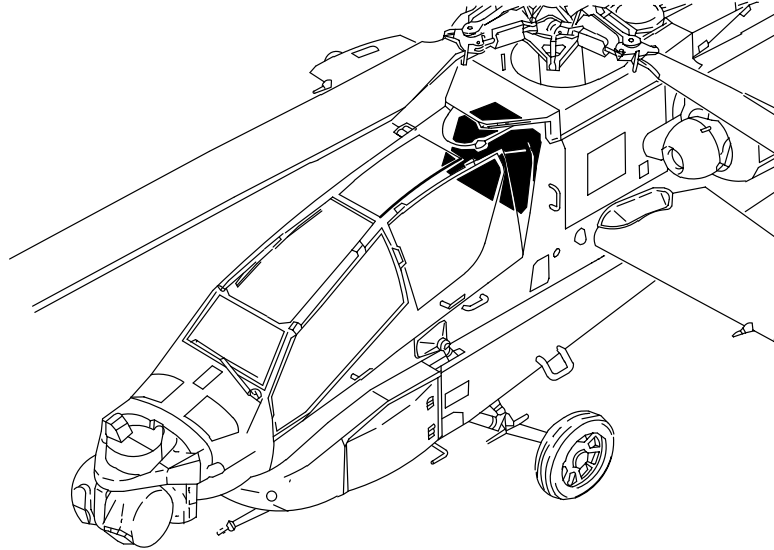


M09-1170E

Figure 399. Group 09 Control, Generator  
21B17-61-D (83298)

(1) ITEM NO.	(2) SMR CODE	(3) CAGE	(4) PART NUMBER	(5) DESCRIPTION AND USABLE ON CODE (UOC)	(6) QTY
				Group 09 Electrical System Fig. 399 Control, Generator 21B17-61-D (83298) See Fig. 396 for NHA	
1	XDOZZ	83298	1598917	• Plate, Ident .....	1
2	PAOZZ	83298	1537593-1	• Rivet, Tubular .....	4
3	XDOZZ	83298	1585413	• Plate, Instruction .....	1
4	PAOZZ	96906	MS35206-213	• Screw, Machine .....	3
5	PAFZZ	96906	MS35338-135	• Washer, Lock .....	4
6	PAFZZ	83298	1585410-1	• Cover, Electrical Ge .....	1
7	PAFZZ	83298	819166-154	• Screw, Machine .....	6
8	PAFZZ	96906	MS35338-136	• Washer, Lock .....	6
9	PAFZZ	83298	819162-160	• Screw, Machine .....	4
10	PAFZZ	96906	MS35338-134	• Washer, Lock .....	4
11	PAFZZ	83298	819192-102	• Washer, Flat .....	4
12	PAFZZ	83298	1548211-1 1	• Insulator, Washer .....	4
13	PAFZZ	83298	1548211-10	• Insulator, Washer .....	4
14	PAFZZ	83298	1596735	• Circuit Card Assemb .....	1
15	PAFZZ	83298	1596728	• Circuit Card Assemb .....	1
END OF FIGURE					

WIRE HARNESS W668 (PART 1)



M09-1067H

Figure 400. Group 09 Wiring Harness, W668 (Part 1)

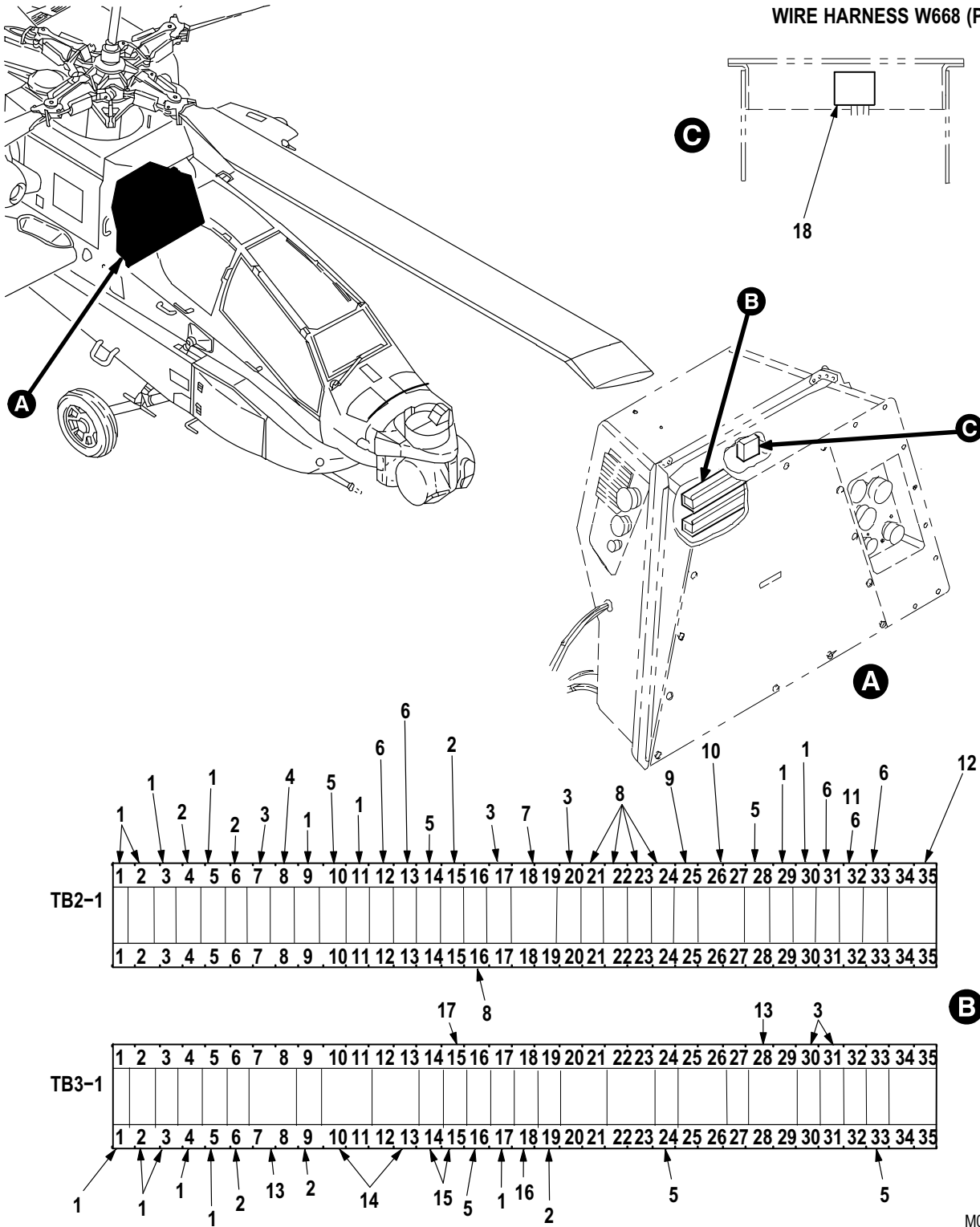
7-31 1B24668-049

7-31 1B24668-053 A/C With MWO 1-1520-238-50-40 Incorporated

7-31 1B24668-055 A/C With MWO 1-1520-238-50-49 Incorporated

(1) ITEM NO.	(2) SMR CODE	(3) CAGE	(4) PART NUMBER	(5) DESCRIPTION AND USABLE ON CODE (UOC)	(6) QTY
				Group 09 Electrical System Fig. 400 Wiring Harness, W668 (Part 1) 7-31 1B24668-049 7-31 1B24668-053 A/C With MWO 1-1520-238-50-40 Incorporated 7-31 1B24668-055 A/C With MWO 1-1520-238-50-49 Incorporated See Fig.398 for NHA	
1	PAOZZ	96906	MS27656T25B29P	• Connector, Receptacl . . . . .	1
2	PAOZZ	96906	MS27656T25B24PA	• Connector, Receptacl . . . . .	1
3	PAOZZ	96906	MS27656T19B11P	• Connector, Receptacl . . . . .	2
4	PAOZZ	96906	MS3476W20-41S	• Connector, Plug, Elec . . . . .	2
5	PAOZZ	81349	M85049/31-20A	• Adapter, Cable Clamp . . . . .	3
6	PAOZZ	96906	MS27656T25B19SA	• Connector, Receptacl . . . . .	1
7	PAOZZ	96906	MS27656T17B35P	• Connector, Receptacl . . . . .	1
8	PAOZZ	96906	MS27656T25B43P	• Connector, Receptacl . . . . .	1
9	PAOZZ	96906	MS27656T21B11S	• Connector, Receptacl . . . . .	1
10	XDOZZ	02731	HS5239A2610	• Connector Body, Plug . . . . .	1
11	PAOZA	96906	MS27656T25B19S	• Connector, Receptacl . . . . .	1
12	PAOZZ	96906	MS3456W20-18S	• Connector, Plug, Elec . . . . .	2
13	PAOZZ	96906	MS35275-245	• Screw, Machine . . . . .	2
14	PAOZZ	81349	M85049/51-1-20W	• Adapter, Cable Clamp . . . . .	1
15	PAOZZ	81349	M83723/75W1415N	• Connector, Plug, Elec . . . . .	2
16	PAOZZ	81349	M85049/31-14W	• Adapter, Cable Clamp . . . . .	2
17	PAOZZ	81349	M83723/75W1212N	• Connector, Plug, Elec . . . . .	1
18	PAOZZ	81349	M85049/31-12A	• Adapter, Cable Clamp . . . . .	1
19	PAOZZ	02731	HS4800-1 12	• Terminal Junction B . . . . .	1
20	PAOZZ	96906	MS27656T11B2P	• Connector, Receptacl . . . . .	1
21	PAOZA	96906	MS27656T25B24P	• Connector, Receptacl . . . . .	1
22	PAOZZ	81349	RCR07G104JS	• Resistor, Fixed, Comp . . . . .	1
23	PAOZZ	96906	MS25171-4S	• Cable Nipple, Electr . . . . .	4
24	MOOZZ	02731	HS5215E103	• Rubber Strip . . . . .	V
END OF FIGURE					

WIRE HARNESS W668 (PART 2)



M09-1066D

Figure 401. Group 09 Wiring Harness, W668 (Part 2)

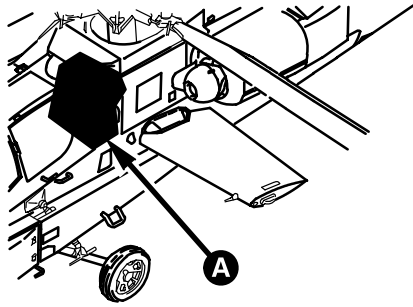
7-31 1B24668-049

7-31 1B24668-053 A/C With MWO 1-1520-238-50-40 Incorporated

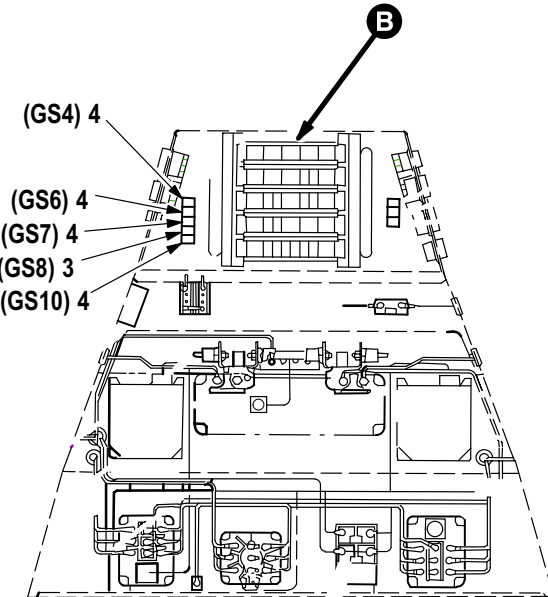
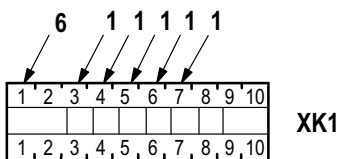
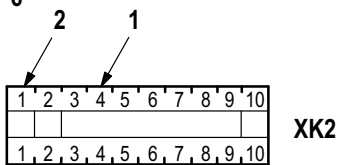
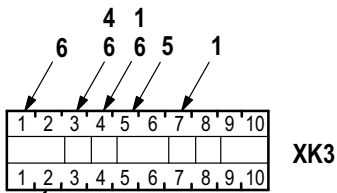
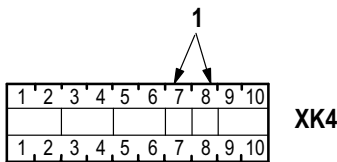
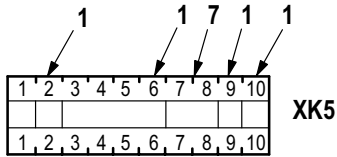
7-31 1B24668-055 A/C With MWO 1-1520-238-50-49 Incorporated



(1) ITEM NO.	(2) SMR CODE	(3) CAGE	(4) PART NUMBER	(5) DESCRIPTION AND USABLE ON CODE (UOC)	(6) QTY
				Group 09 Electrical System Fig. 401 Wiring Harness, W668 (Part 2) 7-31 1B24668-049 7-31 1B24668-053 A/C With MWO 1-1520-238-50-40 Incorporated 7-31 1B24668-055 A/C With MWO 1-1520-238-50-49 Incorporated See Fig. 398 for NHA	
1	PAOZZ	09205	149004-2	• Terminal Junction B .....	14
2	PAOZZ	81755	C8713-20-1 11	• Terminal Junction B .....	6
3	PAOZZ	26512	GM812A2	• Terminal Junction B .....	5
4	PAOZZ	11139	CTJ122E01C-8001	• Terminal Junction B .....	1
5	PAOZZ	02731	HS4737-2004	• Contact Assembly, EI Module .....	6
6	PAOZZ	02731	HS4737-2210	• Terminal Junction B .....	5
7	PAOZZ	65546	AMS12S01	• Terminal Junction B .....	1
8	PAOZZ	11139	CTJ116E01D-6162	• Terminal Junction B .....	5
9	XDOZZ	02731	HS4737-1602	• Terminal Junction B .....	1
10	PAOZZ	02731	HS4790-04	• Terminal Junction B .....	1
11	PAOZZ	81349	M83519/2-8	• Splice, Conductor .....	1
12	PAOZZ	02731	HS4779-1	• Terminal Junction B .....	1
13	PAOZZ	02731	HS4790-03	• Semiconductor Devic .....	2
14	PAOZZ	02731	HS4790-05	• Terminal Junction B .....	2
15	PAOZZ	97151	8027520-7-5	• Terminal Junction B .....	2
16	PAOZZ	11139	CTJ122E02D513	• Terminal Junction B .....	1
17	PAOZZ	81349	M83519/1-3	• Splice, Conductor .....	2
18	PAOZZ	02731	HS4936-2824	• Transformer, Power .....	1
END OF FIGURE					



WIRE HARNESS W668 (PART 3)



**B**

**A**

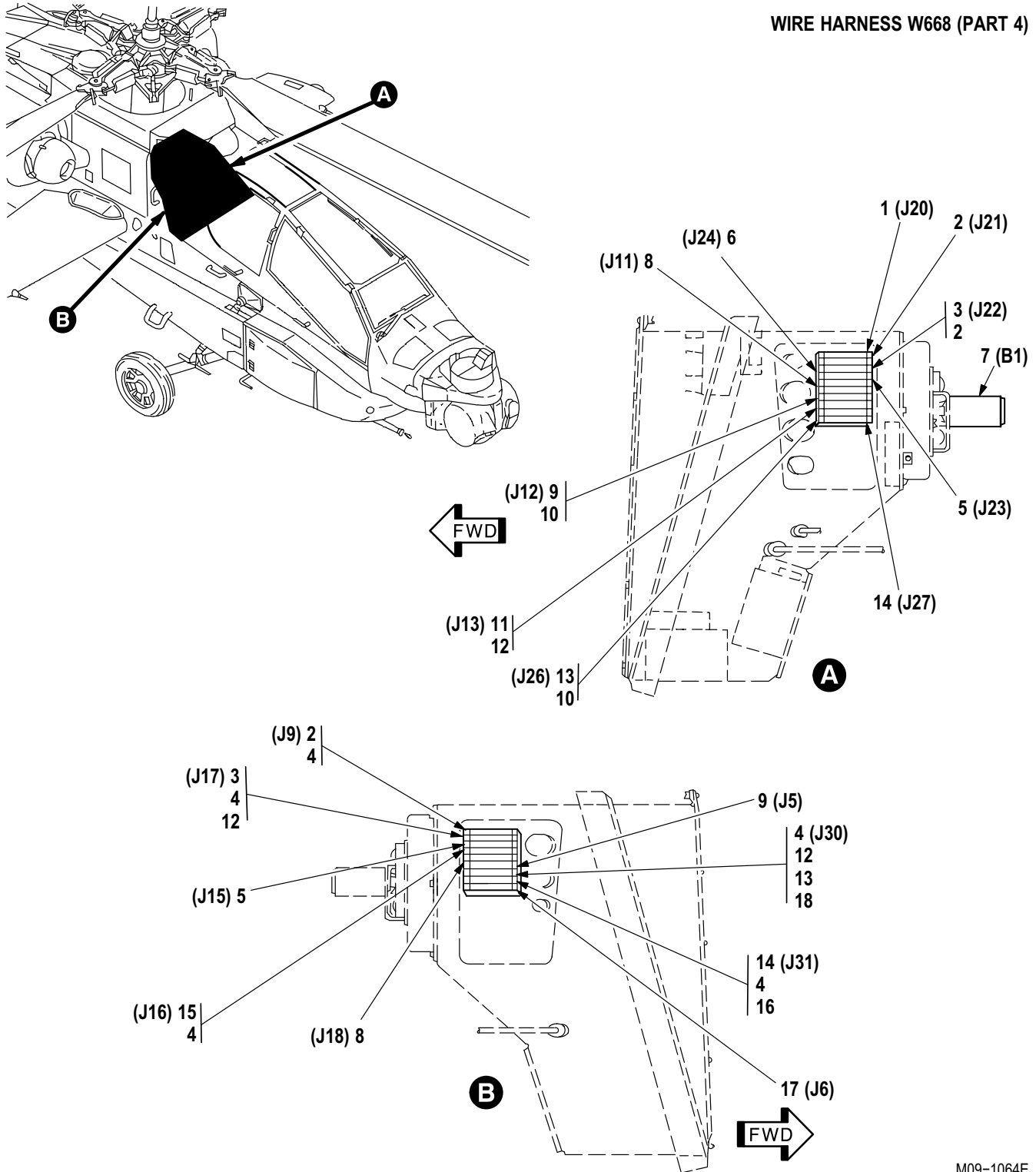
M09-1065I

Figure 402. Group 09 Wiring Harness, W668 (Part 3)  
7-311B24668-049

7-311B24668-053 A/C With MWO 1-1520-238-50-40 Incorporated  
7-311B24668-055 A/C With MWO 1-1520-238-50-49 Incorporated

(1) ITEM NO.	(2) SMR CODE	(3) CAGE	(4) PART NUMBER	(5) DESCRIPTION AND USABLE ON CODE (UOC)	(6) QTY
				Group 09 Electrical System Fig. 402 Wiring Harness, W668 (Part 3) 7-31 1B24668-049 7-31 1B24668-053 A/C With MWO 1-1520-238-50-40 Incorporated 7-31 1B24668-055 A/C With MWO 1-1520-238-50-49 Incorporated See Fig. 398 for NHA	
1	PAOZZ	02731	HS4791-1	• Terminal Junction B .....	14
2	PAOZZ	02731	HS4791-8	• Terminal Junction B .....	1
3	PAOZZ	11139	CTJ716E01D-6144	• Terminal Junction B .....	2
4	XDOZZ	02731	HS4789-120	• Terminal Junction B .....	7
5	PAOZZ	81349	M81824/1-1	• Splice, Conductor .....	1
6	PAOZZ	81343	M81824/1-2	• Splice, Conductor .....	5
7	PAOZZ	02731	HS4791-6	• Contact, Electrical .....	1
END OF FIGURE					

WIRE HARNESS W668 (PART 4)



M09-1064E

Figure 403. Group 09 Wiring Harness, W668 (Part 4)

7-31 1B24668-049

7-31 1B24668-053 A/C With MWO 1-1520-238-50-40 Incorporated

7-31 1B24668-055 A/C With MWO 1-1520-238-50-49 Incorporated

(1) ITEM NO.	(2) SMR CODE	(3) CAGE	(4) PART NUMBER	(5) DESCRIPTION AND USABLE ON CODE (UOC)	(6) QTY
				Group 09 Electrical System Fig. 403 Wiring Harness, W668 (Part 4) 7-31 1B24668-049 7-31 1B24668-053 A/C With MWO 1-1520-238-50-40 Incorporated 7-31 1B24668-055 A/C With MWO 1-1520-238-50-49 Incorporated See Fig. 398 for NHA	
1	XDOZZ	02731	HS5239A2120	• Connector, Receptacl . . . . .	1
2	XDOZZ	02731	HS5239B2120W	• Connector, Receptacl . . . . .	2
3	XDOZZ	02731	HS5239C2120	• Connector, Receptacl . . . . .	2
4	PAOZZ	02731	HS5239-9220	• Connector, Receptacl . . . . .	6
5	XDOZZ	02731	HS5239D2120W	• Connector, Receptacl . . . . .	2
6	XDOZZ	02731	HS5239F2120W	• Connector, Receptacl . . . . .	1
7	XDOZZ	02731	HS4800-220	• Terminal Junction B . . . . .	3
8	XDOZZ	02731	HS5239G2120W	• Connector, Receptacl . . . . .	2
9	XDOZZ	02731	HS5239H2120	• Connector, Receptacl . . . . .	2
10	PAOZZ	02731	HS5239-9221	• Connector, Receptacl . . . . .	2
11	XDOZZ	02731	HS5239J2120W	• Connector, Receptacl . . . . .	1
12	PAOZZ	81349	M83519/2-13	• Splice, Conductor . . . . .	4
13	XDOZZ	02731	HS5239K2120	• Connector, Receptacl . . . . .	2
14	XDOZZ	02731	HS5239L2120	• Connector, Plug, Elec . . . . .	2
15	XDOZZ	02731	HS5239E2120W	• Connector, Receptacl . . . . .	1
16	PAOZZ	81349	M83519/2-8	• Splice, Conductor . . . . .	1
17	XDOZZ	02731	HS5239J2122	• Connector, Plug, Elec . . . . .	1
18	PAOZZ	81343	M81824/1-2	• Splice, Conductor . . . . .	1
END OF FIGURE					

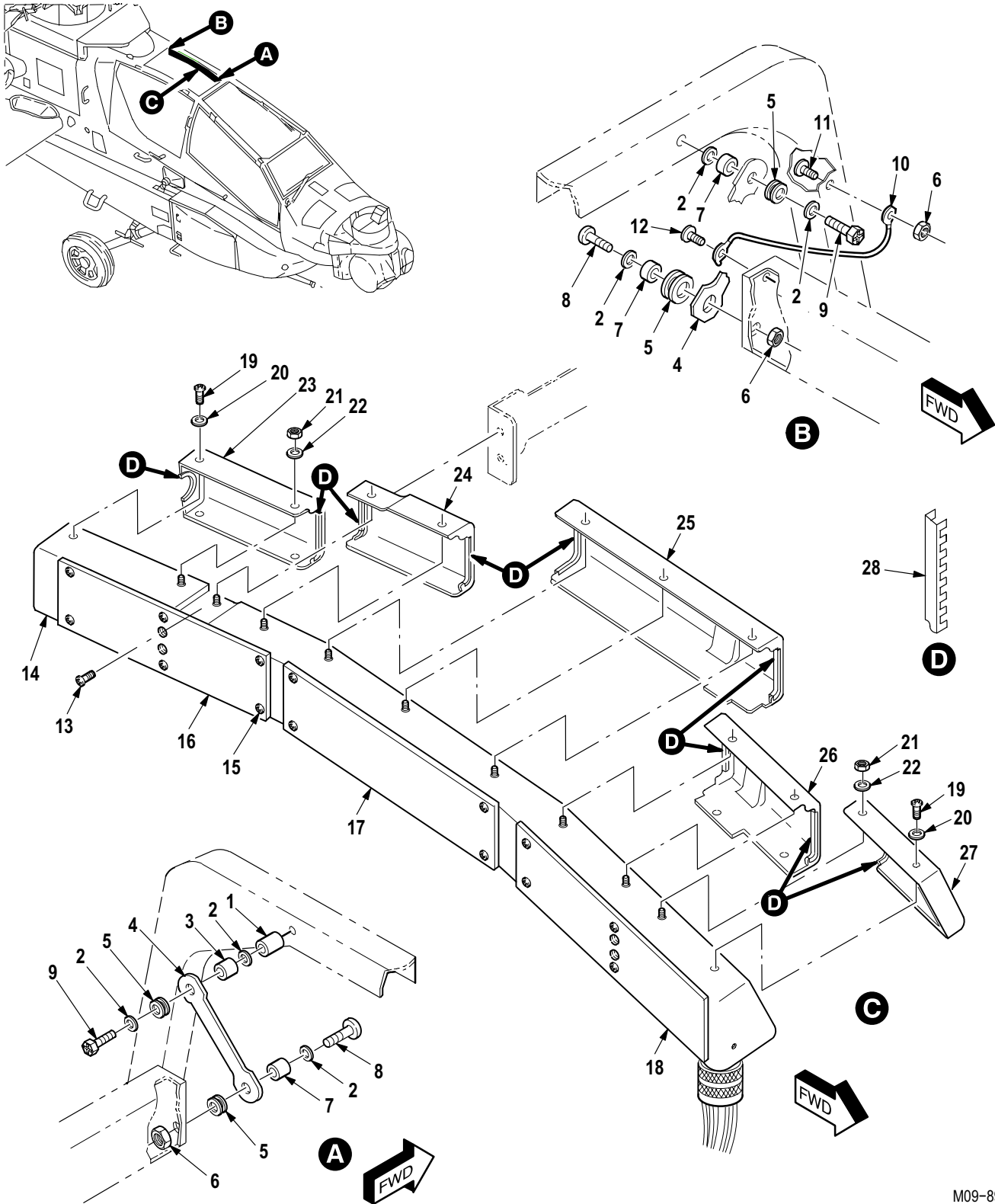
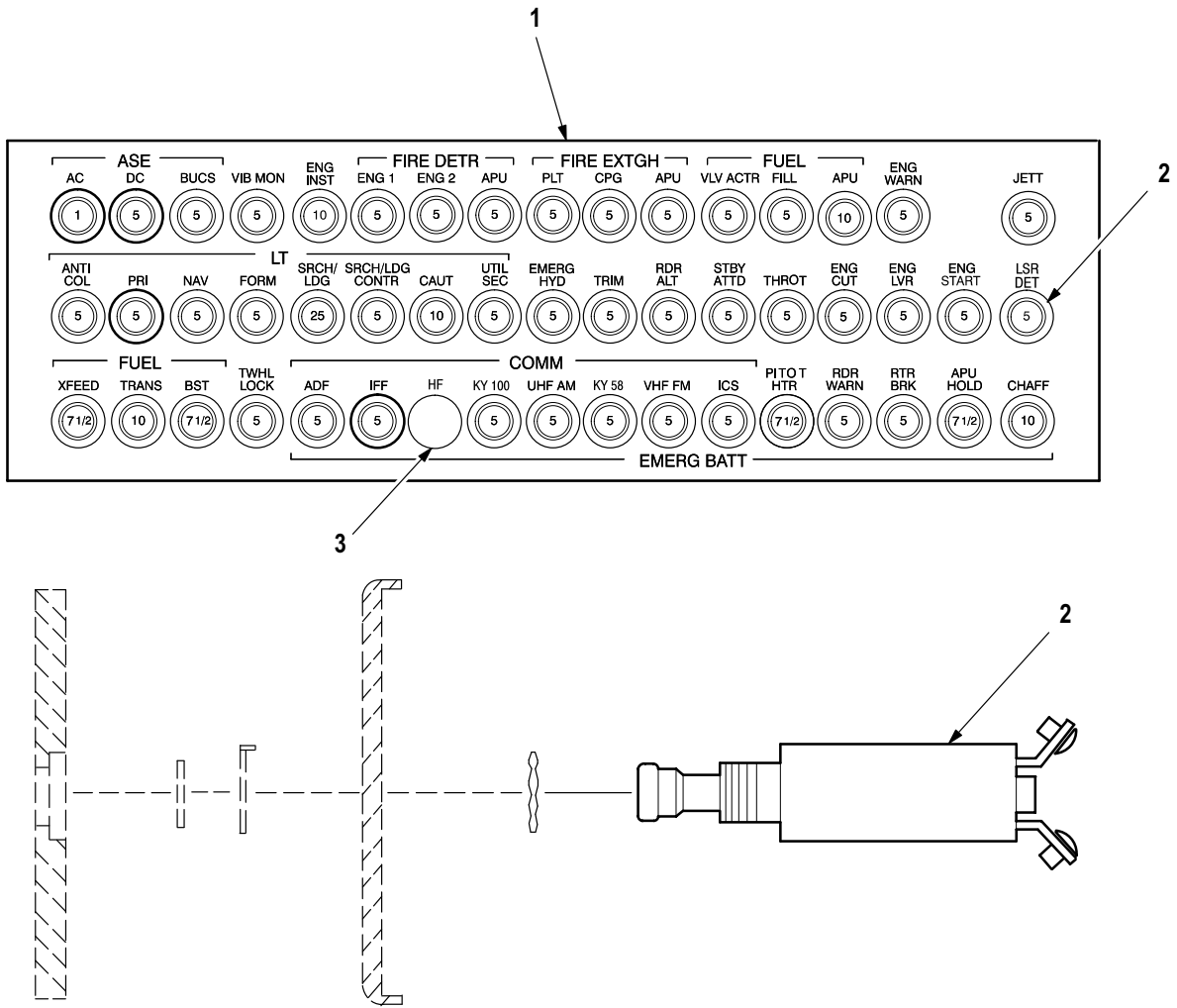


Figure 404. Group 09 Panel Installation, Circuit Breaker (Pilot)  
7-31 1B11054

(1) ITEM NO.	(2) SMR CODE	(3) CAGE	(4) PART NUMBER	(5) DESCRIPTION AND USABLE ON CODE (UOC)	(6) QTY
				Group 09 Electrical System Fig. 404 Panel Installation, Circuit Breaker (Pilot) 7-31 1B11054	
1	PAOZZ	80205	NAS43HT3-32	• Spacer, Sleeve .....	1
2	PAOZZ	88044	AN960D10	• Washer, Flat .....	6
3	PAOZZ	80205	NAS43HT3-8	• Spacer, Sleeve .....	1
4	PAOOO	02731	7-31 1B11014-5	• Strap, Hinge, Circuit .....	2
5	PAOZZ	96906	MS20230A2	• • Grommet, Metallic .....	2
6	PAOZZ	80205	MS21042L3	• Nut, Self-Locking, Ex .....	3
7	PAOZZ	80205	NAS43HT3-16	• Spacer, Sleeve .....	3
8	PAOZZ	80205	NAS603-10P	• Screw, Machine .....	2
9	PAOZZ	80205	NAS1096-3-12	• Screw, Machine .....	1
10	PAOZZ	81349	M83413/8-A10BB	• Lead, Electrical .....	1
11	PAOZZ	81349	M83454/04-AA108	• Terminal, Stud .....	1
12	PAOZZ	80205	NAS603-6P	• Screw, Machine .....	1
13	PAOZZ	80205	NAS1635-4-26P	• Screw, Machine .....	4
14	XDOOO	02731	7-31 1B11005-29	• Box Assy (See Fig. 405 for Breakdown) .....	1
14	XDOOO	02731	7-31 1B11005-33	• Box Assy (See Fig. 405 for Breakdown) A/C With MWO 1-1520-238-50-49 Incorporated .....	1
15	PAOZZ	80205	NAS601-8P	• • Screw, Machine .....	17
16	PAOZZ	02731	7-31 1B11135-3	• • Panel, Indicating, Li .....	1
17	PAOZZ	02731	7-31 1B11095	• • Panel, Indicating, Li .....	1
17	XCOOO	8B676	4790242-501	• • Instl, Ckt Breaker (See Fig. 404A for Breakdown) A/C With MWO 1-1520-238-50-50 Incorporated ...	1
18	PAOZZ	02731	7-31 1B11048	• • Panel, Indicating, Li .....	1
18	PAOZZ	02731	7-31 1B11048-3	• • Panel, Indicating, Li A/C With MWO 1-1520-238-50-49 Incorporated ...	1
19	PAOZZ	80205	NAS601-6B	• • Screw, Machine .....	11
20	PAOZZ	88044	AN960JD6L	• • Washer, Flat .....	26
21	PAOZZ	96906	MS21042L08	• • Nut, Self-Locking, Ex .....	8
22	PAOZZ	88044	AN960JD8L	• • Washer, Flat .....	8
23	XDOZZ	02731	7-31 1B11121-13	• • Cover .....	1
24	XDOZZ	02731	7-31 1B11121-21	• • Cover, Access .....	1
25	XDOZZ	02731	7-31 1B11121-19	• • Cover, Access .....	1
26	XDOZZ	02731	7-31 1B11121-23	• • Cover .....	1
27	XDOZZ	02731	7-31 1B11121-5	• • Cover, Access .....	1
28	PAOZZ	96906	MS21266-1N	• Grommet, Nonmetallic .....	V
END OF FIGURE					

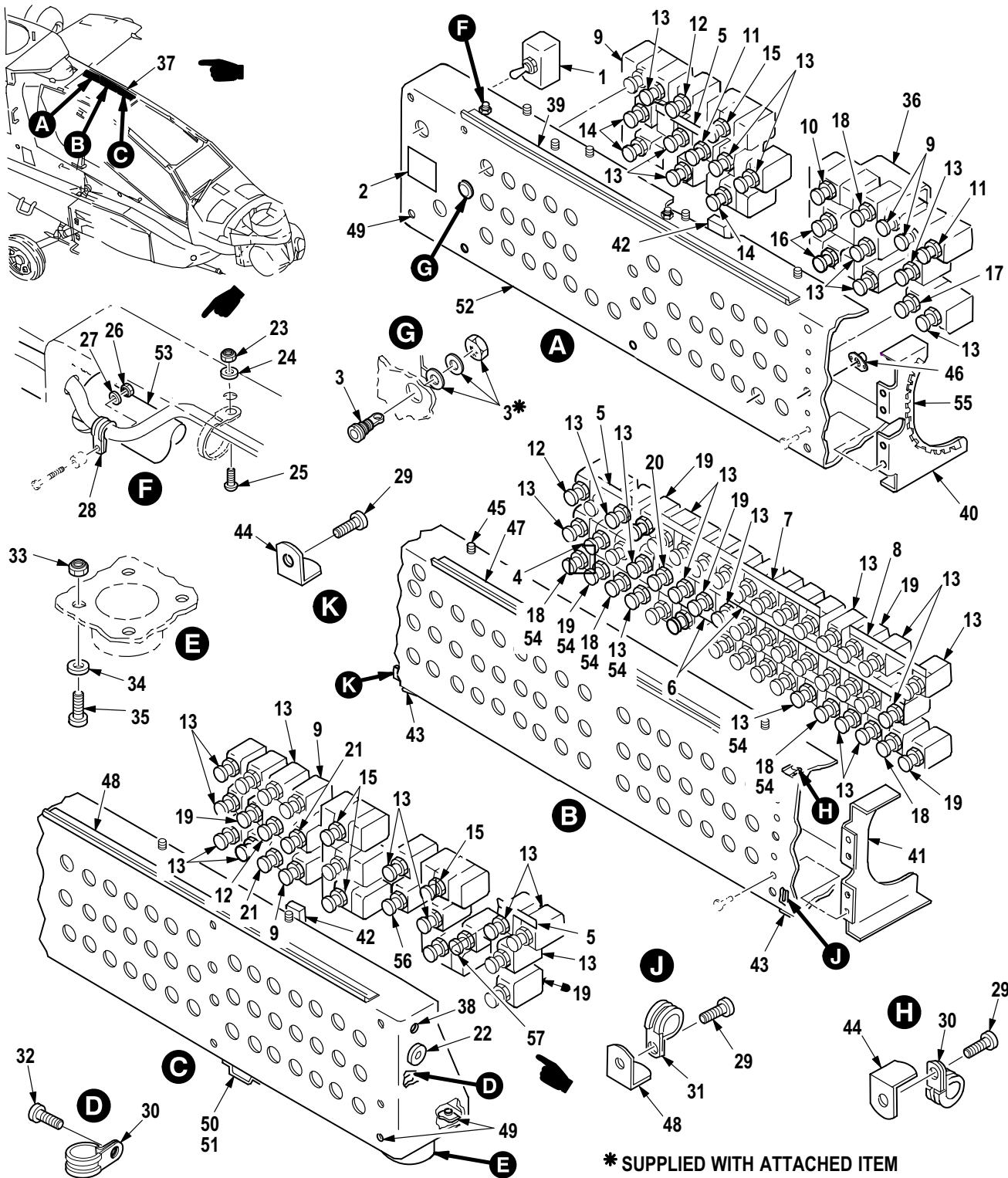


M09-1369

Figure 404A. Group 09 Circuit Breaker Installation AH-64A/AVR-2A  
4790242-501 (8B676)  
A/C With MWO 1-1520-238-50-50 Incorporated



(1) ITEM NO.	(2) SMR CODE	(3) CAGE	(4) PART NUMBER	(5) DESCRIPTION AND USABLE ON CODE (UOC)	(6) QTY
				Group 09 Electrical System Fig.404A Circuit Breaker Installation AH-64A/A VR-2A 4790242-501 (8B676) See Fig. 404 for NHA A/C With MWO 1-1520-238-50-50 Incorporated	
1	PAOZZ	8B676	4490008-1	• Panel, Edgelit A/C With MWO 1-1520-238-50-50 Incorporated . . . . .	1
2	PAOZZ	76374	4310-022-5	• Circuit Breaker A/C With MWO 1-1520-238-50-50 Incorporated . . . . .	1
3	PAOZZ	28520	2643	• Button, Plug A/C With MWO 1-1520-238-50-50 Incorporated . . . . .	1
END OF FIGURE					



M09-892J

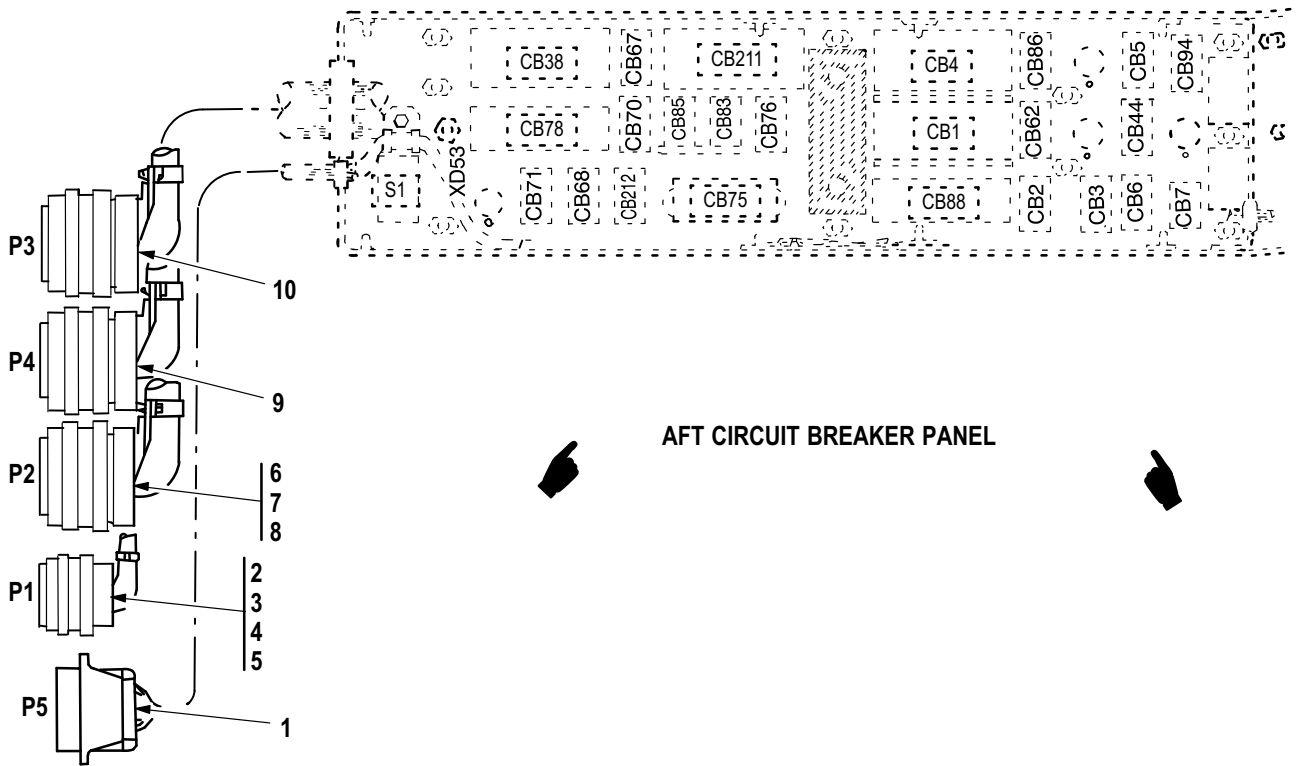
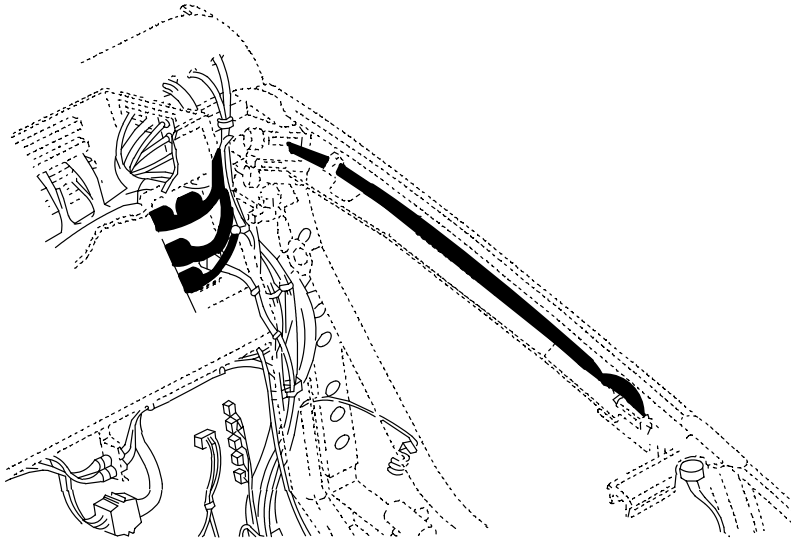
Figure 405. Group 09 Box Assembly, Circuit Breaker (Pilot)  
 7-31 1B11005-29  
 7-31 1B11005-33 A/C With MWO 1-1520-238-50-49 Incorporated

(1) ITEM NO.	(2) SMR CODE	(3) CAGE	(4) PART NUMBER	(5) DESCRIPTION AND USABLE ON CODE (UOC)	(6) QTY
				Group 09 Electrical System Fig. 405 Box Assembly, Circuit Breaker (Pilot) 7-31 1B11005-29 7-31 1B11005-33 A/C With MWO 1-1520-238-50-49 Incorporated See Fig. 404 for NHA	
1	PAOZZ	96906	MS24523-22	• Switch, Toggle .....	1
2	XDOZZ	02731	7-21 1B11026	• Decal .....	1
3	PAOZZ	96906	MS90335-2	• Connector, Receptacl .....	3
4	XDOZZ	02731	HS4836-284303	• Bus, Conductor .....	1
5	XDOZZ	02731	HS4836-284302	• Bus, Conductor .....	3
6	XDOZZ	02731	HS4836-28431 1	• Bus, Conductor .....	2
7	XDOZZ	02731	HS4836-284308	• Bus, Conductor .....	1
8	XDOZZ	02731	HS4836-284304	• Bus, Conductor .....	1
9	PAOZZ	02731	HS4844-150	• Circuit Breaker .....	5
10	PAOZZ	02731	HS4814-7P5	• Circuit Breaker .....	1
11	PAOZZ	02731	HS4844-1R0	• Circuit Breaker .....	4
12	PAOZZ	96906	MS3320-3L	• Circuit Breaker .....	1
13	PAOZZ	02731	HS4844-5R0	• Circuit Breaker .....	57
14	PAOZZ	02731	HS4816-20	• Circuit Breaker .....	3
15	PAOZZ	02731	HS4814-5P0	• Circuit Breaker .....	6
16	PAOZZ	02731	HS4816-35	• Circuit Breaker .....	2
17	PAOZZ	02731	HS4844-200	• Circuit Breaker .....	1
18	PAOZZ	02731	HS4844-7R5	• Circuit Breaker .....	5
19	PAOZZ	02731	HS4844-100	• Circuit Breaker .....	7
20	PAOZZ	02731	HS4815-25	• Circuit Breaker .....	1
21	PAOZZ	02731	HS5014-9999	• Circuit Breaker .....	2
22	PAOZZ	96906	MS35489-6	• Grommet, Nonmetallic .....	1
23	PAOZZ	80205	MS21042L04	• Nut, Self-Locking, Ex .....	1
24	PAOZZ	88044	AN960JD4L	• Washer, Flat .....	1
25	PAOZZ	80205	NAS600-7P	• Screw, Machine .....	1
26	PAOZZ	80205	MS21042L3	• Nut, Self-Locking, Ex .....	2
27	PAOZZ	88044	AN960JD10L	• Washer, Flat .....	3
28	PAOZZ	96906	MS21919WDF4	• Clamp, Loop .....	1
29	PAOZZ	80205	NAS603-8B	• Screw Machine .....	3
30	PAOZZ	96906	MS21919WDG6	• Clamp, Loop .....	2
31	PAOZZ	96906	MS21919WDG8	• Clamp, Loop .....	1
32	PAOZZ	80205	NAS603-8P	• Screw, Machine .....	1
33	PAOZZ	80205	MS21042L06	• Nut, Self-Locking, Ex .....	4
34	PAOZZ	88044	AN960JD6L	• Washer, Flat .....	26
35	PAOZZ	80205	NAS601-6B	• Screw, Machine .....	11
36	XDOZZ	02731	7-31 1B11120	• Shield, Circuit Brea .....	1
37	XDOOO	02731	7-31 1B11123-29	• Box, Circuit Breaker .....	1
37	XDOOO	02731	7-31 1B11123-31	• Box, Circuit Breaker A/C With MWO 1-1520-238-50-49 Incorporated .....	1
38	PAOZZ	96906	MS21070L3	• Nut, Self-Locking, Pl .....	1
39	XAOZZ	02731	7-31 1B11123-5	• Angle .....	1
40	XAOZZ	02731	7-31 1B11123-3	• Support .....	1
41	XAOZZ	02731	7-31 1B11123-4	• Support .....	1
42	XAOZZ	02731	7-31 1B11123-25	• Shim .....	2
43	XAOOO	02731	7-31 1B11123-1 1	• Bracket Assy .....	2
44	XAOZZ	02731	HS4592-1D6-6	• Bracket, Angle .....	3

(1) ITEM NO.	(2) SMR CODE	(3) CAGE	(4) PART NUMBER	(5) DESCRIPTION AND USABLE ON CODE (UOC)	(6) QTY
45	XAOZZ	81349	M83454-03AA106	•• Terminal, Stud .....	8
46	PAOZZ	02731	HS5302-0006	•• Nut, Self-Locking, Pl .....	35
47	XAOZZ	02731	7-31 1B11123-7	•• Angle .....	1
48	XAOZZ	02731	7-31 1B11123-9	•• Angle .....	1
49	PAOZZ	02731	HS4153-62	•• Nut, Self-Locking, Pl .....	4
50	XAOOO	02731	7-31 1B11123-17	•• Bracket Assy .....	1
51	PAOZZ	80205	MS21075L3E	••• Nut, Self-Locking, Pl .....	1
52	XAOOO	02731	7-31 1B11122	•• Box, Component .....	1
53	AOOOO	02731	7-31 1B24605-017	• Wire Harness Assy (See Figs. 406 and 407 for Breakdown) .....	1
53	AOOOO	02731	7-31 1B24605-019	• Wire Harness Assy (See Figs. 406 and 407 for Breakdown) A/C With MWO 1-1520-238-50-49 Incorporated .....	1
54	PAOZZ	02731	HS5463-1001	• Knob .....	14
55	PAOZZ	96906	MS21266-1N	• Grommet, Nonmetallic .....	V
56	PAOZZ	96906	MS3320-1	• Circuit Breaker A/C With MWO 1-1520-238-50-49 Incorporated .....	1
57	PAOZZ	96906	MS3320-2L	• Circuit Breaker A/C With MWO 1-1520-238-50-49 Incorporated .....	1
END OF FIGURE					



WIRE HARNESS W605 (PART 1)

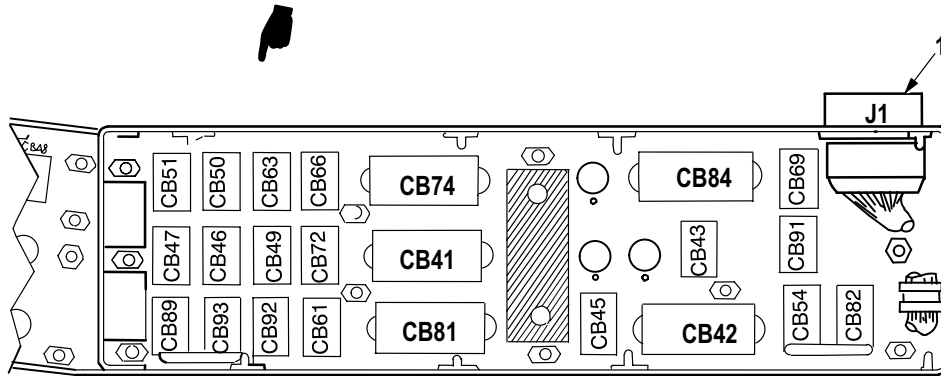


M09-893D

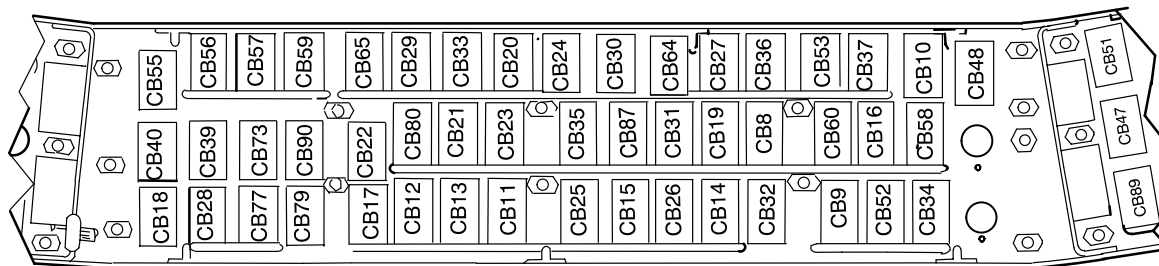
Figure 406. Group 09 Wiring Harness, W605 (Part 1)  
7-31 1B24605-017  
7-31 1B24605-019 A/C With MWO 1-1520-238-50-49 Incorporated

(1) ITEM NO.	(2) SMR CODE	(3) CAGE	(4) PART NUMBER	(5) DESCRIPTION AND USABLE ON CODE (UOC)	(6) QTY
				Group 09 Electrical System Fig. 406 Wiring Harness, W605 (Part 1) 7-31 1B24605-017 7-31 1B24605-019 A/C With MWO 1-1520-238-50-49 Incorporated See Fig. 405 for NHA	
1	PAOZZ	02731	HS5239A1510W	• Connector, Receptacl . . . . .	1
2	PAOZZ	96906	MS35275-231	• Screw, Machine . . . . .	2
3	PAOZZ	80205	NAS43HT1-12	• Spacer, Sleeve . . . . .	2
4	PAOZZ	81349	M85049/49-2-16W	• Clamp, Cable, Electri . . . . .	1
5	PAOZZ	96906	MS27467T17B35S	• Connector, Plug, Elec . . . . .	1
6	PAOZZ	96906	MS35275-247	• Screw, Machine . . . . .	2
7	PAOZZ	81349	M85049/49-2-24W	• Clamp, Cable, Electri . . . . .	1
8	PAOZZ	96906	MS27467T25B43S	• Connector, Plug, Elec . . . . .	1
9	PAOZZ	96906	MS27467T25B19PA	• Connector, Plug, Elec . . . . .	1
10	PAOZZ	96906	MS27467T25B19P	• Connector, Plug, Elec . . . . .	1
END OF FIGURE					

WIRE HARNESS W605 (PART 2)



FORWARD CIRCUIT BREAKER PANEL



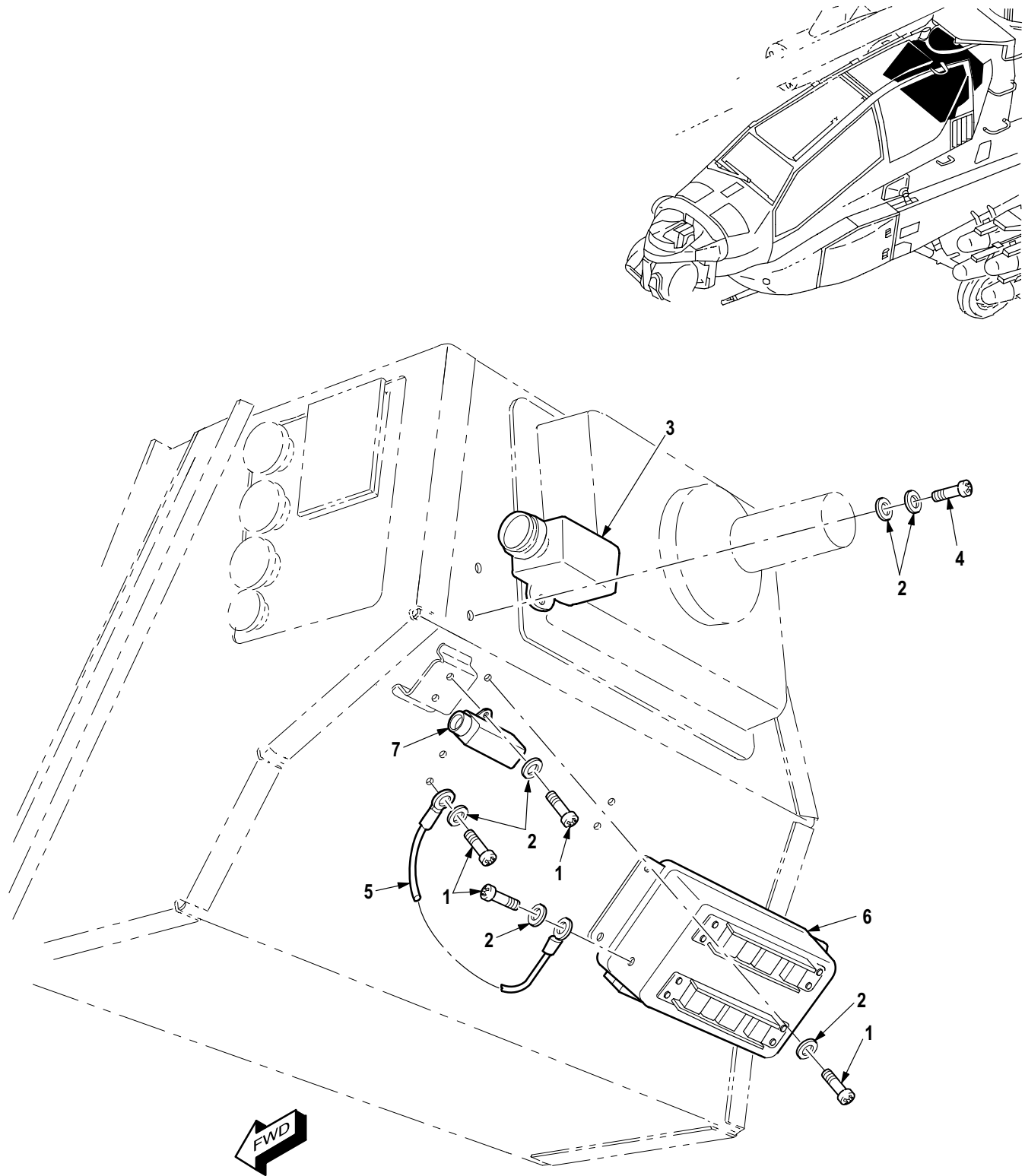
CENTER CIRCUIT BREAKER PANEL

M09-894E

Figure 407. Group 09 Wiring Harness, W605 (Part 2)  
7-31 1B24605-017  
7-31 1B24605-19 A/C With MWO 1-1520-238-50-49 Incorporated



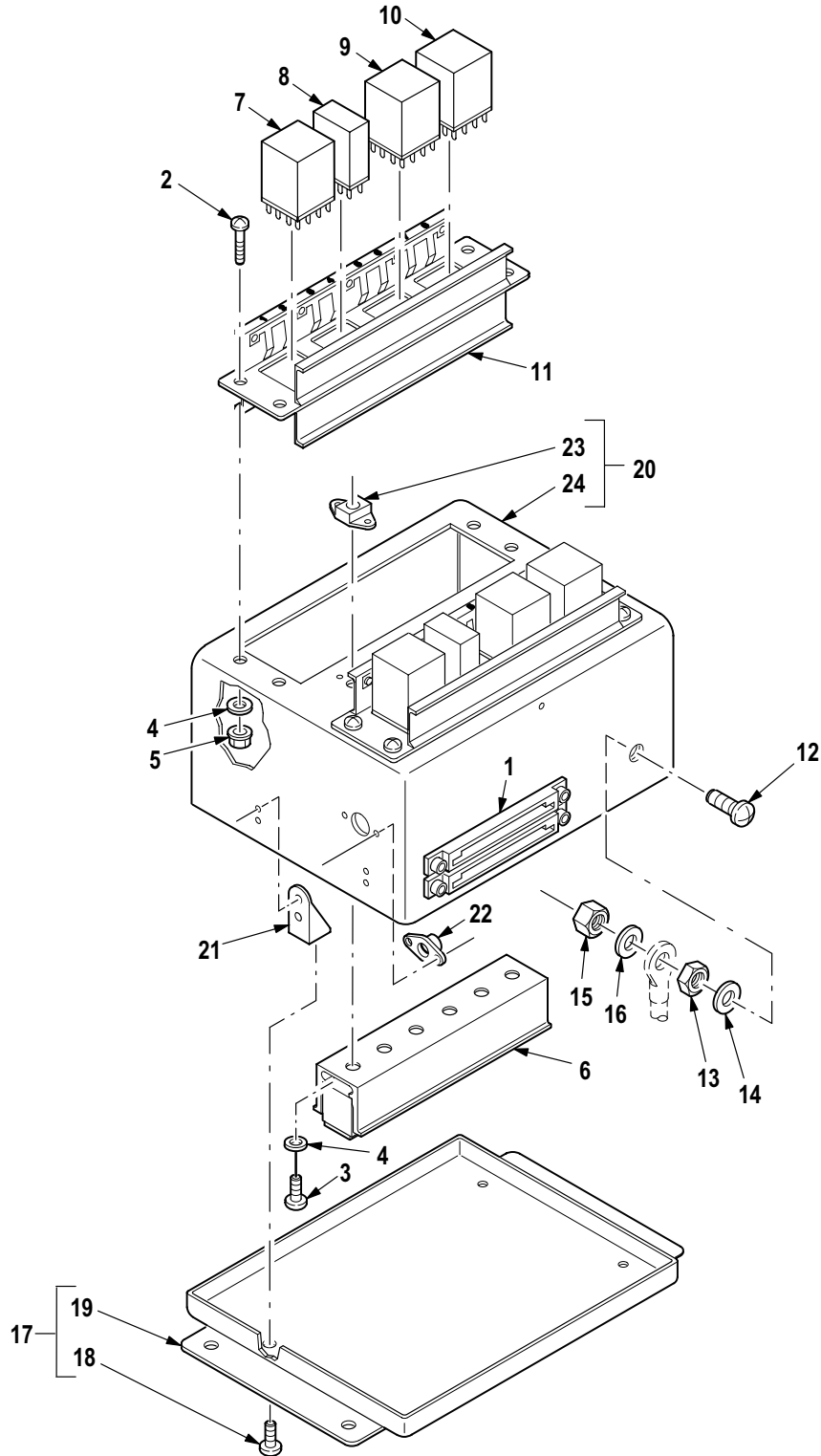
(1) ITEM NO.	(2) SMR CODE	(3) CAGE	(4) PART NUMBER	(5) DESCRIPTION AND USABLE ON CODE (UOC)	(6) QTY
1	PAOZZ	96906	MS27656T25B4S	Group 09 Electrical System Fig. 407 Wiring Harness, W605 (Part 2) 7-31 1B24605-017 7-31 1B24605-019 A/C With MWO 1-1520-238-50-49 Incorporated See Fig. 405 for NHA • Connector, Receptacl . . . . . END OF FIGURE	1



M09-1049B

Figure 408. Group 09 Relay Box Installation, Engine 1 and 2 Start  
7-31 1B25137

(1) ITEM NO.	(2) SMR CODE	(3) CAGE	(4) PART NUMBER	(5) DESCRIPTION AND USABLE ON CODE (UOC)	(6) QTY
				Group 09 Electrical System Fig. 408 Relay Box Installation, Engine 1 and 2 Start 7-31 1B25137	
1	PAOZZ	80205	NAS603-8P	• Screw, Machine .....	8
2	PAOZZ	88044	AN960JD10L	• Washer, Flat .....	12
3	PAOZZ	02731	7-31 1720002	• Switch, Flow Turbine Starter .....	1
4	PAOZZ	80205	NAS603-6P	• Screw, Machine .....	2
5	PAOZZ	81349	M83413/8-G06BB	• Lead, Electrical .....	1
6	XDOOO	02731	7-31 1B25134-601	• Relay Assembly (See Fig. 409 for Breakdown) .....	1
7	PAOZZ	8V613	7-31 1720003-1	• Switch, Centrifugal Turbine Cutout .....	1
END OF FIGURE					

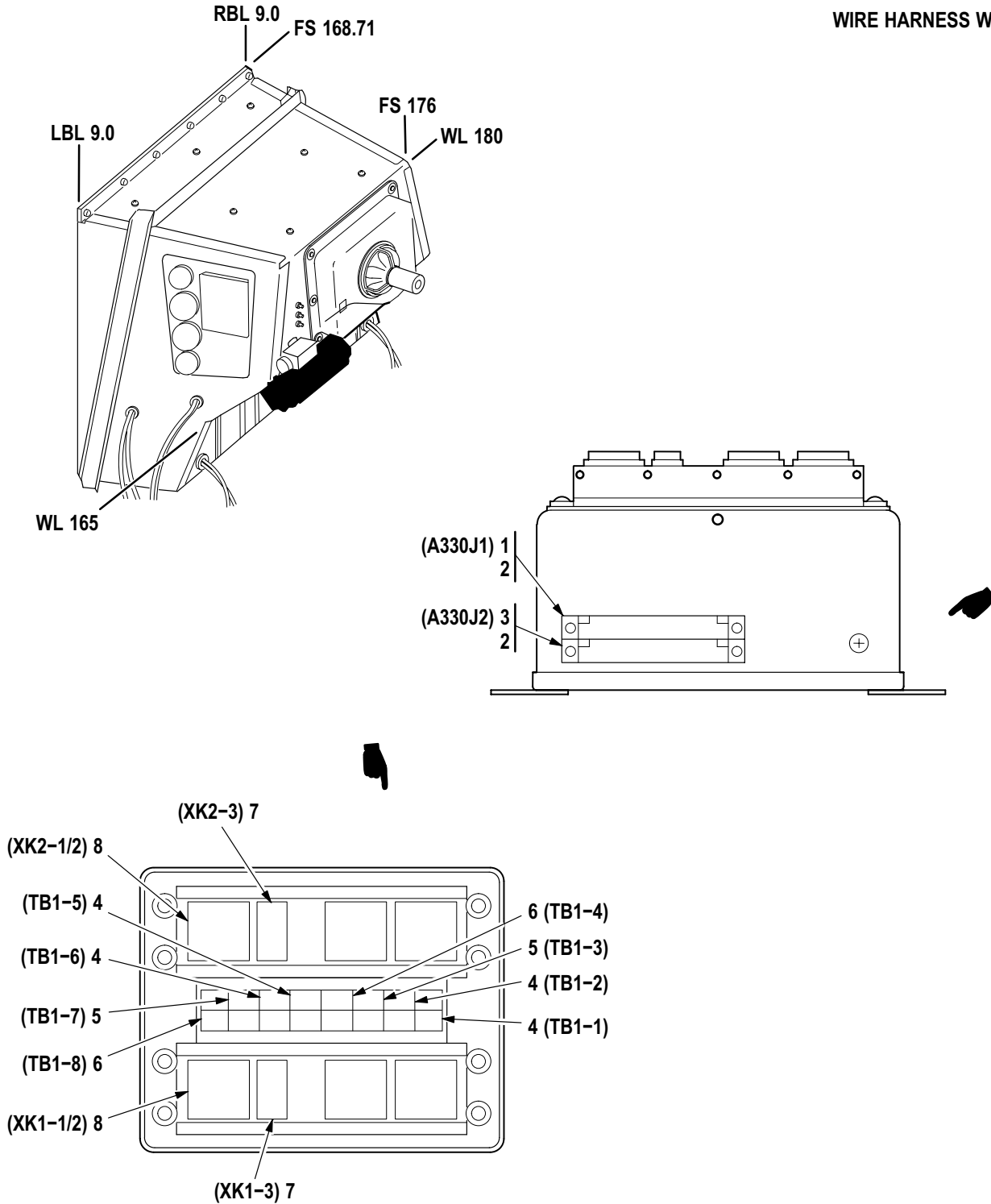


M09-1050B

Figure 409. Group 09 Relay Box Assembly, Engine 1 and 2 Start (A330)  
7-31 1B25134-601

(1) ITEM NO.	(2) SMR CODE	(3) CAGE	(4) PART NUMBER	(5) DESCRIPTION AND USABLE ON CODE (UOC)	(6) QTY
				Group 09 Electrical System Fig. 409 Relay Box Assembly, Engine 1 and 2 Start (A330) 7-31 1B25134-601 See Fig. 408 for NHA	
1	XAOOO	02731	7-31 1B24652-003	• Wiring Harness (See Fig. 410 for Breakdown) . . . . .	1
2	PAOZZ	80205	NAS603-7P	• Screw, Machine . . . . .	8
3	PAOZZ	80205	NAS603-8	• Screw, Machine . . . . .	2
4	PAOZZ	88044	AN960JD10LL	• Washer, Flat . . . . .	10
5	PAOZZ	80205	MS21042-3	• Nut, Self-Locking, Ex . . . . .	8
6	XAOZZ	02731	HS4778-308	• Track Assy . . . . .	1
7	PAOZZ	02731	HS4888-1001	• Relay, Electromagnet . . . . .	2
8	PAOZZ	02731	HS4235-1 101	• Relay, Electromagnet . . . . .	2
9	PAOZZ	02731	HS4228-1 101	• Relay, Electromagnet . . . . .	2
10	PAOZZ	02731	HS4738-5D10	• Relay, Electromagnet . . . . .	2
11	XAOZZ	02731	HS4785-308	• Track Assy . . . . .	2
12	PAOZZ	80205	NAS601-8P	• Screw, Machine . . . . .	1
13	PAOZZ	80205	NAS671C6	• Nut, Plain, Hexagon . . . . .	1
14	PAOZZ	96906	MS35338-41	• Washer, Lock . . . . .	1
15	PAOZZ	80205	MS21042L06	• Nut, Self-Locking, Ex . . . . .	1
16	PAOZZ	88044	AN960JD6L	• Washer, Flat . . . . .	2
17	XAOOO	02731	7-31 1B25129-23	• Box Assy-Relay . . . . .	1
18	PAOZZ	80205	NAS602-8P	• Screw, Machine . . . . .	4
19	XAOZZ	02731	7-31 1B25129-21	• Cover . . . . .	1
20	XAOOO	02731	7-31 1B25129-3	• Box . . . . .	1
21	PAOZZ	02731	HS4177-08	• Shield, Expansion . . . . .	4
22	PAOZZ	96906	MS21073L3	• Nut, Self-Locking, PI . . . . .	1
23	PAOZZ	80205	MS21075L3E	• Nut, Self-Locking, PI . . . . .	2
24	XAOZZ	02731	7-31 1B25129-9	• Box . . . . .	1
END OF FIGURE					

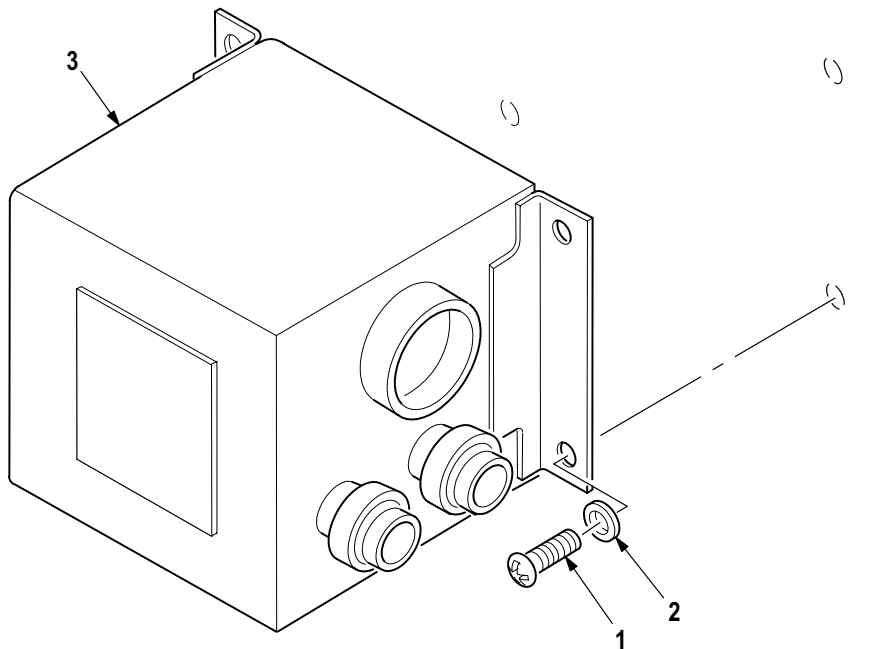
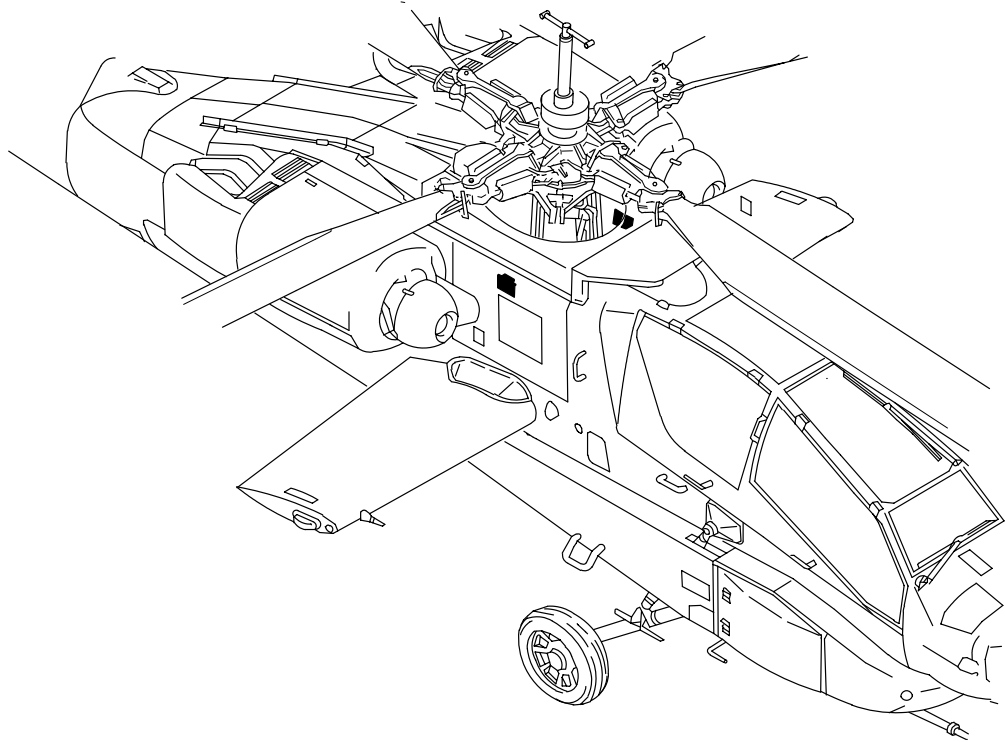
WIRE HARNESS W652



M09-1051D

Figure 410. Group 09 Wiring Harness, W652  
7-31 1B24652-003

(1) ITEM NO.	(2) SMR CODE	(3) CAGE	(4) PART NUMBER	(5) DESCRIPTION AND USABLE ON CODE (UOC)	(6) QTY
				Group 09 Electrical System Fig. 410 Wiring Harness, W652 7-31 1B24652-003 See Fig. 409 for NHA	
1	XDOZZ	02731	HS5239A2120	• Connector, Receptacl . . . . .	1
2	PAOZZ	81343	M81824/1-2	• Splice, Conductor . . . . .	2
3	XDOZZ	02731	HS5239B2120W	• Connector, Receptacl . . . . .	1
4	PAOZZ	02731	HS4737-2004	• Contact Assembly, EI Module . . . . .	4
5	PAOZZ	81755	C8713-20-1 11	• Terminal Junction B . . . . .	2
6	PAOZZ	02731	HS5304-1001	• Semiconductor Devic . . . . .	2
7	PAOZZ	02731	HS4791-1	• Terminal Junction B . . . . .	2
8	PAOZZ	02731	HS4791-9	• Terminal Junction B . . . . .	2
END OF FIGURE					

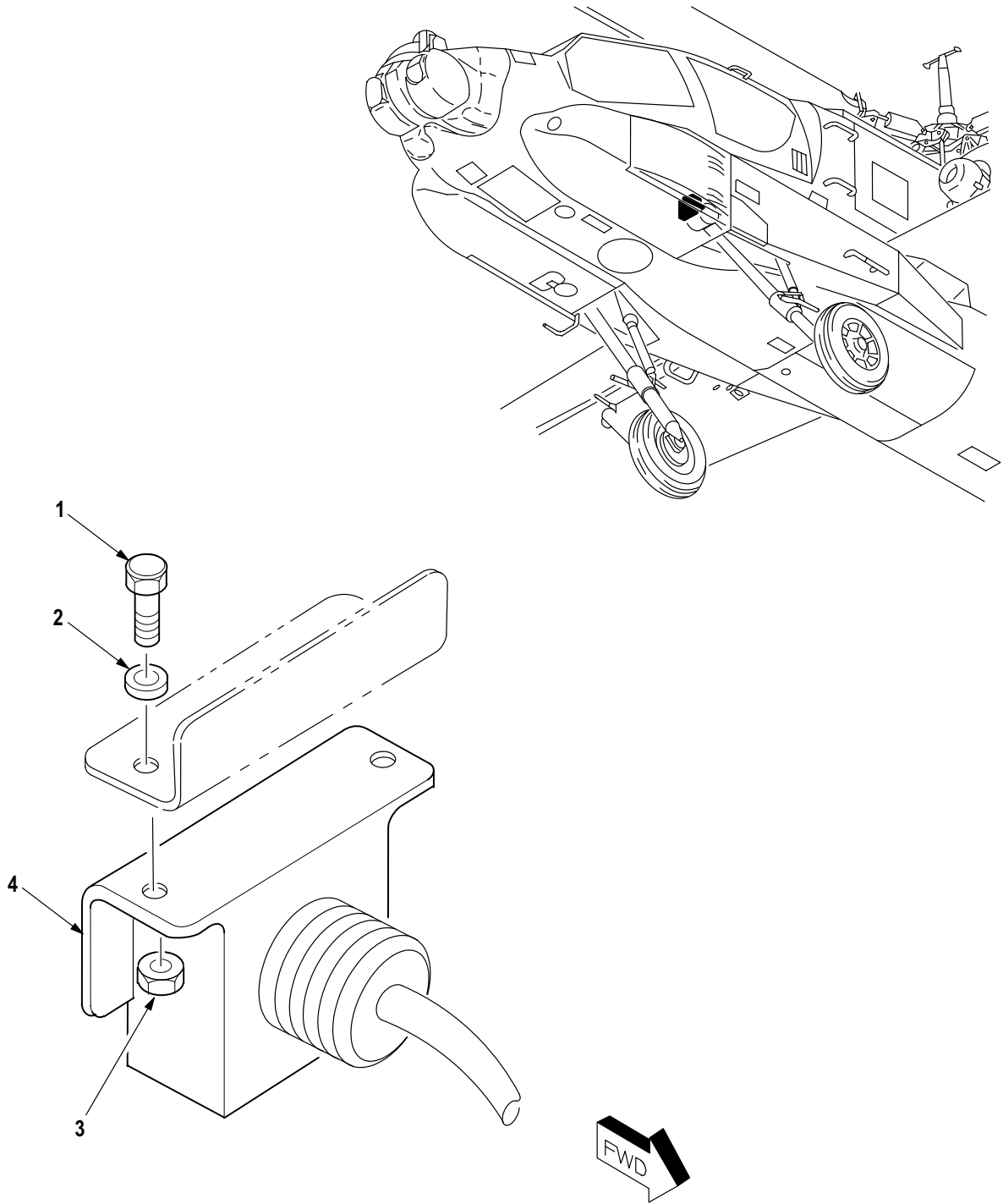


M09-482

Figure 411. Group 09 Transducer, Stabilator Airspeed



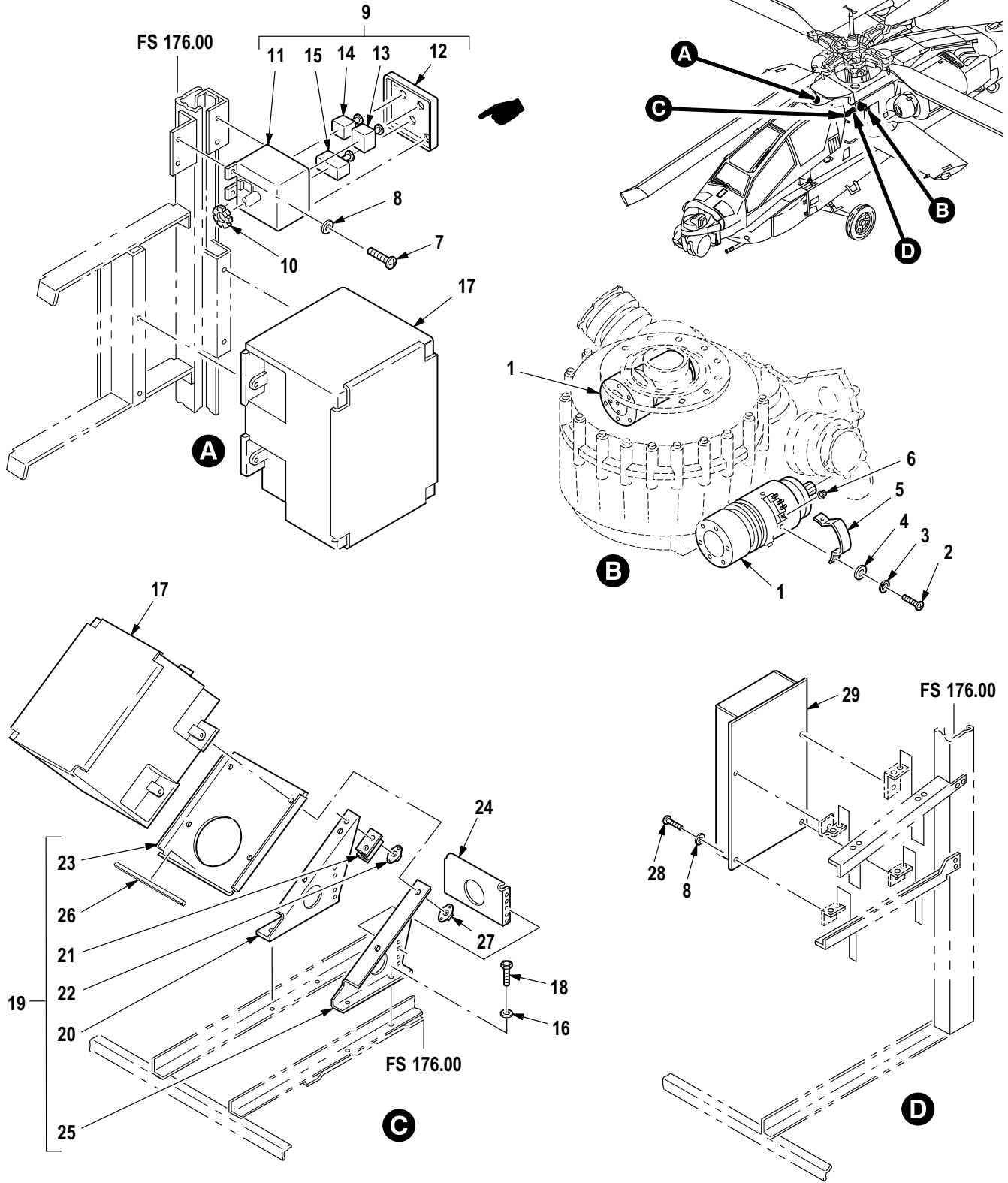
(1) ITEM NO.	(2) SMR CODE	(3) CAGE	(4) PART NUMBER	(5) DESCRIPTION AND USABLE ON CODE (UOC)	(6) QTY
1	PAOZZ	80205	NAS602-8P	Group 09 Electrical System Fig. 411 Transducer, Stabilator Airspeed	8
2	PAOZZ	88044	AN960JD6L	• Screw, Machine . . . . .	8
3	PAOZZ	02731	7-21 1D10009-3	• Washer, Flat . . . . . • Transducer, Motional . . . . .	2
END OF FIGURE					



M09-1171A

Figure 412. Group 09 Switch, Squat

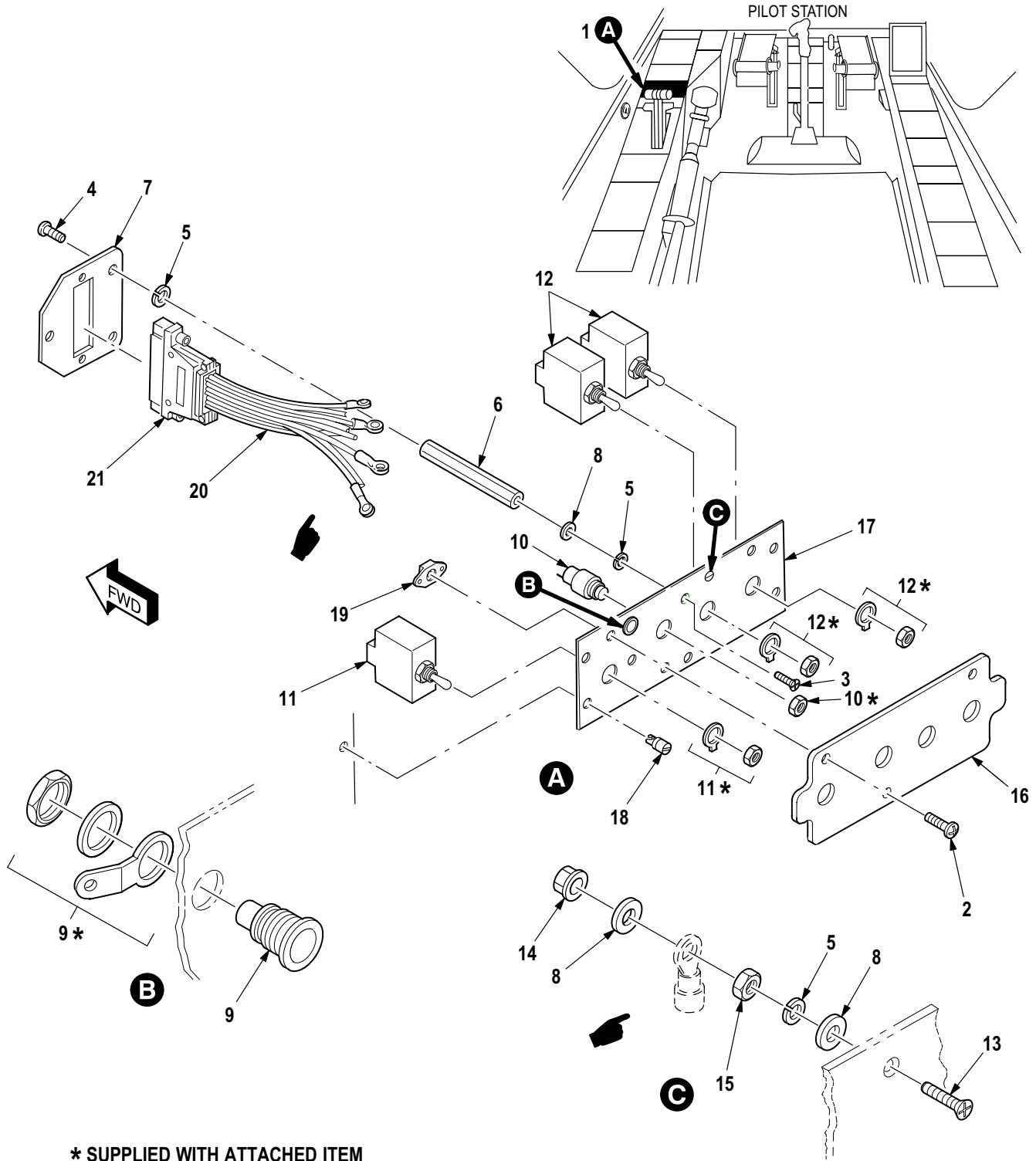
(1) ITEM NO.	(2) SMR CODE	(3) CAGE	(4) PART NUMBER	(5) DESCRIPTION AND USABLE ON CODE (UOC)	(6) QTY
				Group 09 Electrical System Fig. 412 Switch, Squat	
1	PAOZZ	80205	NAS6203-2	• Bolt, Shear .....	2
2	PAOZZ	88044	AN960JD10L	• Washer, Flat .....	5
3	PAOZZ	80205	MS21042L3	• Nut, Self-Locking, Ex .....	4
4	PAOZZ	02731	7-1 15200125	• Squat Switch .....	1
END OF FIGURE					



M09-895E

Figure 413. Group 09 Generators and Electrical Component Installation (WL 145)

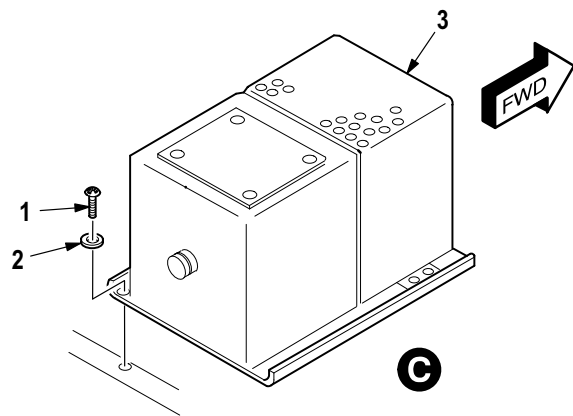
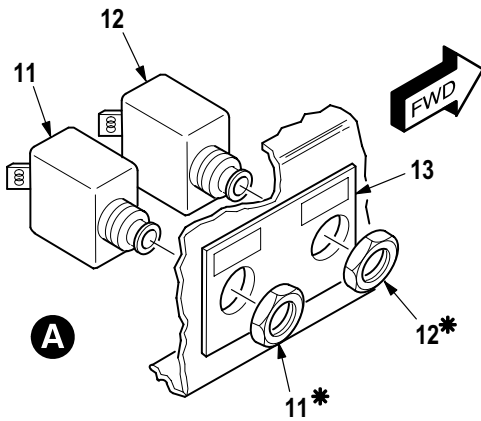
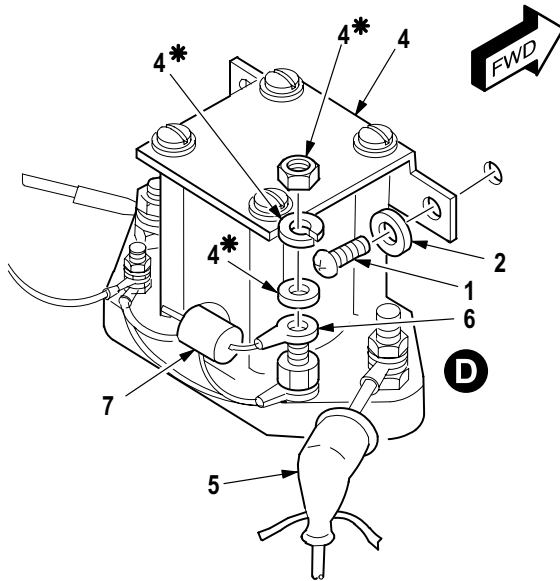
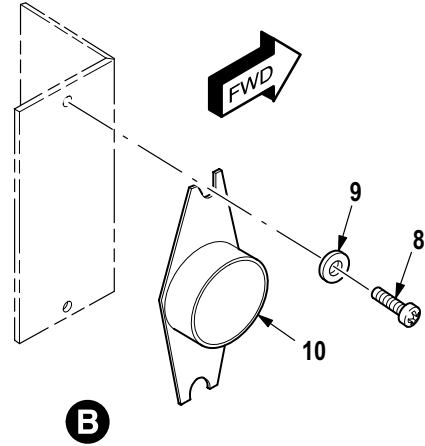
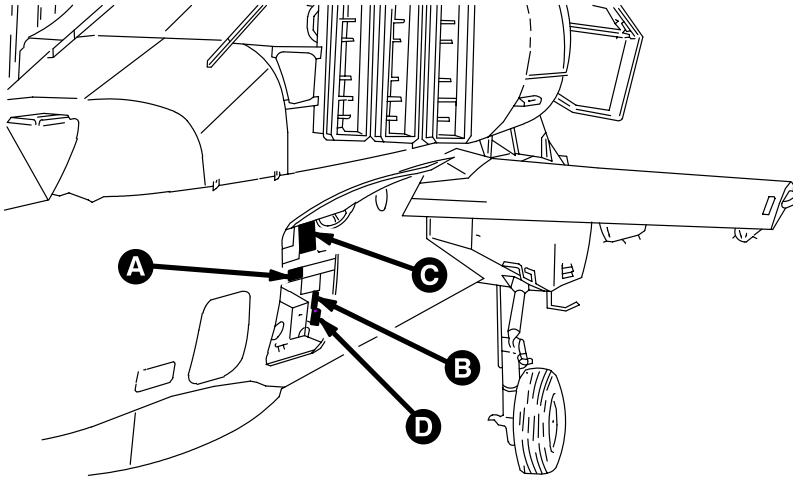
(1) ITEM NO.	(2) SMR CODE	(3) CAGE	(4) PART NUMBER	(5) DESCRIPTION AND USABLE ON CODE (UOC)	(6) QTY
				Group 09 Electrical System Fig. 413 Generators and Electrical Component Installation (WL 145)	
1	PAODD	02731	7-21 1B11025-5	• Generator, Alternati .....	1
2	PAOZZ	96906	MS35206-243	•• Screw, Machine .....	2
3	PAOZZ	96906	MS35338-137	•• Washer, Lock .....	2
4	PAOZZ	88044	AN960-8	•• Washer, Flat .....	2
5	PAOZZ	83298	1591430-1	•• Cover, Terminal Boar .....	1
6	PAOZZ	96906	MS90415-5	•• Nut, Self-Locking, As .....	4
7	PAOZZ	96906	MS51958-64	• Screw, Machine .....	4
8	PAOZZ	88044	AN960JD10L	• Washer, Flat .....	82
9	PAOOO	02731	7-31 1B11009	• Panel, Electrical Te .....	1
10	MOOZZ	96906	MS21266-1N	•• Grommet, Nonmetallic .....	1
11	PAOZZ	02731	7-21 1B11010	•• Box, Panel .....	1
12	PAOZZ	02731	7-31 1B11103	•• Cover, Electronic Co .....	1
13	PAOZZ	02731	HS4815-35	•• Circuit Breaker .....	1
14	PAOZZ	02731	HS4844-5R0	•• Circuit Breaker .....	1
15	PAOZZ	02731	HS4814-1OPO	•• Circuit Breaker .....	1
16	PAOZZ	88044	AN960PD416L	• Washer, Flat .....	4
17	PAODD	02731	7-21 1B11020-5	• Transformer, Power .....	2
18	PAOZZ	80205	NAS6204-4H	• Bolt, Shear .....	4
19	PAOOO	02731	7-31 1B11003-17	• Support, Structural .....	1
20	XAOZZ	02731	7-31 1B11003-3	•• Support .....	1
21	PAOZZ	02731	7-31 1B11003-15	•• Bracket, Angle .....	1
22	PAOZZ	80205	MS21075L3E	•• Nut, Self-Locking, Pl .....	1
23	PAOZZ	02731	7-31 1B11003-7	•• Tray, Support Assy .....	1
24	XDOZZ	02731	7-31 1B11003-9	•• Intercostal, Airfram .....	1
25	XAOZZ	02731	7-31 1B11003-5	•• Support .....	1
26	PAOZZ	02731	7-31 1B11003-13	•• Seal, Rubber Special .....	1
27	PAOZZ	96906	MS21075L04E	•• Nut, Self-Locking, Pl .....	4
28	PAOZZ	80205	NAS1096-3-9	• Screw, Machine .....	8
29	PAODD	02731	7-31 1B12022-5	• Power Supply .....	1
END OF FIGURE					



M09-864F

Figure 414. Group 09 Panel Assembly, Electrical Power (Pilot)

(1) ITEM NO.	(2) SMR CODE	(3) CAGE	(4) PART NUMBER	(5) DESCRIPTION AND USABLE ON CODE (UOC)	(6) QTY
				Group 09 Electrical System Fig. 414 Panel Assembly, Electrical Power (Pilot)	
1	XDOOO	02731	7-31 1B11002	• Panel Assy, Console .....	1
2	PAOZZ	80205	NAS601-9P	•• Screw, Machine .....	3
3	PAOZZ	02731	HS4717-632-6	•• Screw, Machine .....	3
4	PAOZZ	80205	NAS601-6P	•• Screw, Machine .....	3
5	PAOZZ	96906	MS35338-41	•• Washer, Lock .....	4
6	PAOZZ	80205	NAS1786A06-44	•• Post, Electrical-Mec .....	3
7	PAOZZ	02731	7-31 1B11127	•• Plate, Retaining, Ele .....	1
8	PAOZZ	88044	AN960JD6L	•• Washer, Flat .....	5
9	PAOZA	96906	MS90335-2	•• Connector, Receptacl .....	1
10	PAOZZ	96906	MS25089-1G	•• Switch, Push .....	1
11	PAOZA	96906	MS24524-21	•• Switch, Toggle .....	1
12	PAOZA	96906	MS24659-31F	•• Switch, Toggle .....	2
13	PAOZZ	96906	MS24693S30	•• Screw, Machine .....	1
14	PAOZZ	80205	MS21042L06	•• Nut, Self-Locking, Ex .....	1
15	PAOZZ	80205	NAS671C6	•• Nut, Plain, Hexagon .....	1
16	PAOZZ	02731	7-21 1B11001	•• Panel, Indicating, Li .....	1
17	PAOOO	02731	7-21 1B11003	•• Panel, Control, Elect .....	1
18	PAOZZ	02731	HS4148-1	••• Stud Assembly, Turnl .....	4
19	PAOZZ	80205	MS21075L06N	••• Nut, Self-Locking, Pl .....	3
20	XDOOO	02731	7-31 1B24610-003	•• Wiring Harness W 610 .....	1
21	XDOZZ	02731	HS5239B2110	••• Connector, Receptacl .....	1
END OF FIGURE					



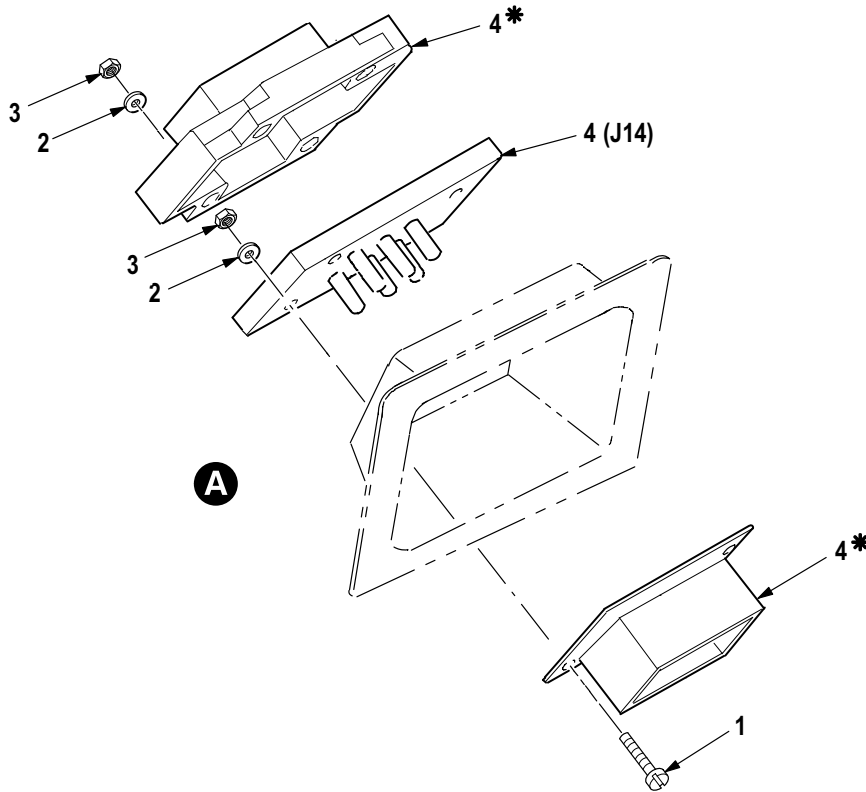
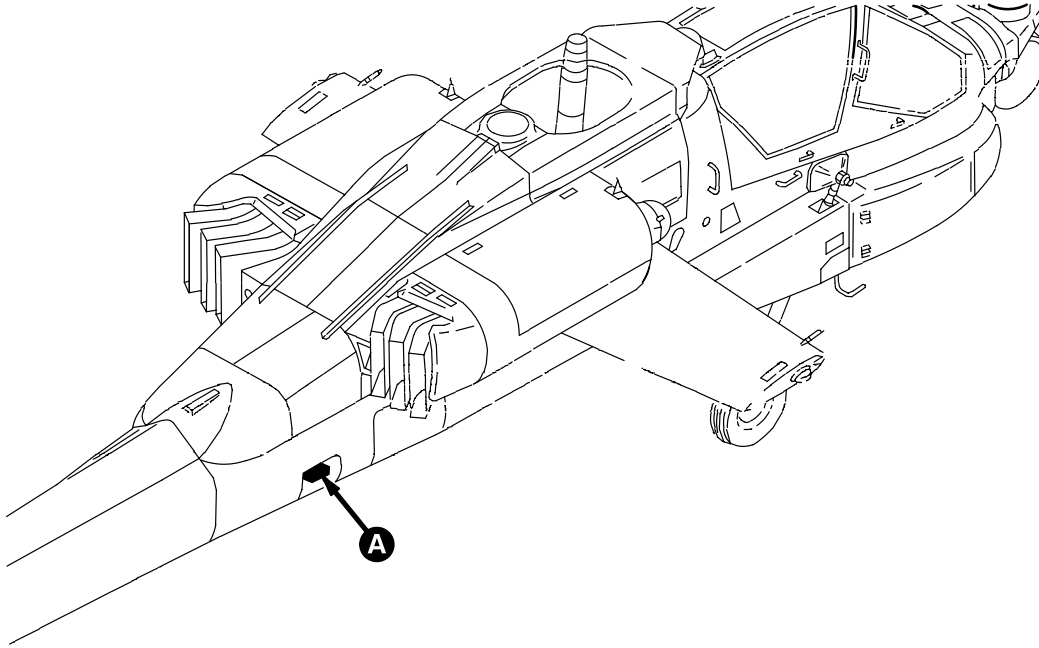
\* SUPPLIED WITH ATTACHED ITEM

M09-868C

Figure 415. Group 09 Electrical Component Installation (AFT Avionics Bay)



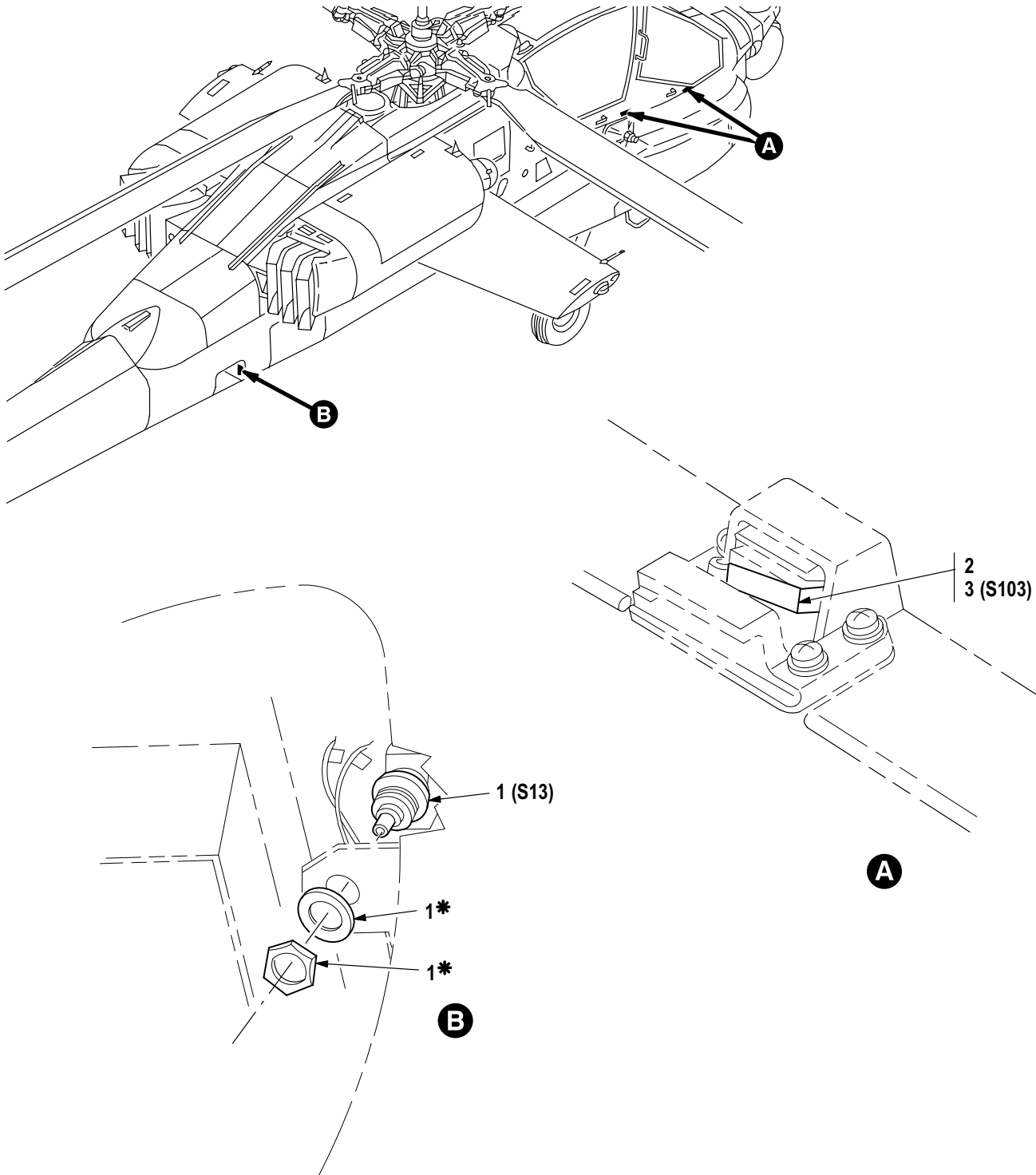
(1) ITEM NO.	(2) SMR CODE	(3) CAGE	(4) PART NUMBER	(5) DESCRIPTION AND USABLE ON CODE (UOC)	(6) QTY
				Group 09 Electrical System Fig. 415 Electrical Component Installation (AFT Avionics Bay)	
1	PAOZZ	96906	MS51958-63	▪ Screw, Machine .....	38
2	PAOZZ	88044	AN960JD10L	▪ Washer, Flat .....	38
3	PAOZZ	02731	7-1 16122089	▪ Power Monitor, Exter .....	1
4	PAOZZ	02731	HS4200	▪ Relay, Electromagnet .....	1
5	PAOZZ	81349	M23053/5-102-9	▪ Insulation Sleeving .....	V
6	PAOZZ	96906	MS25036-102	▪ Terminal, Lug .....	2
7	PAOZZ	81349	JANTX1N5617	▪ Semiconductor Devic .....	1
8	PAOZZ	96906	MS51957-15	▪ Screw, Machine .....	2
9	PAOZZ	88044	AN960JD4L	▪ Washer, Flat .....	2
10	PAOZZ	81349	M24236/1-LETDT	▪ Switch, Thermostatic .....	1
11	PAOZZ	02731	HS4844-5R0	▪ Circuit Breaker .....	1
12	PAOZZ	02731	HS4844-7R5	▪ Circuit Breaker .....	1
13	XDOZZ	02731	7-21 1B11079-3	▪ Plate, Ident .....	1
END OF FIGURE					



\* SUPPLIED WITH ATTACHED ITEM

Figure 416. Group 09 Connector, External Power Receptacle (J14)

(1) ITEM NO.	(2) SMR CODE	(3) CAGE	(4) PART NUMBER	(5) DESCRIPTION AND USABLE ON CODE (UOC)	(6) QTY
				Group 09 Electrical System Fig. 416 Connector, External Power Receptacle (J14)	
1	XDOZZ	96906	MS35276-270	• Screw, Machine .....	4
2	PAOZZ	88044	AN960JD10L	• Washer, Flat .....	8
3	PAOZZ	96906	MS21044C3	• Nut, Self-Locking, He .....	8
4	PAOZA	96906	MS90362-4	• Connector, Receptacl .....	1
END OF FIGURE					



\* SUPPLIED WITH ATTACHED ITEM

Figure 417. Group 09 Switch, External Power Access Door and Open Canopy Indicator

(1) ITEM NO.	(2) SMR CODE	(3) CAGE	(4) PART NUMBER	(5) DESCRIPTION AND USABLE ON CODE (UOC)	(6) QTY
1	PAOZZ	02731	HS4274-1Z	Group 09 Electrical System Fig. 417 Switch, External Power Access Door and Open Canopy Indicator ▪ Switch, Sensitive ..... ▪ Cap, Electrical ..... ▪ Switch, Sensitive ..... END OF FIGURE	1
2	PAOZZ	96906	MS25274-2		1
3	PAOZZ	02731	HS4925-51 1		1

Figure 418. Figure Deleted





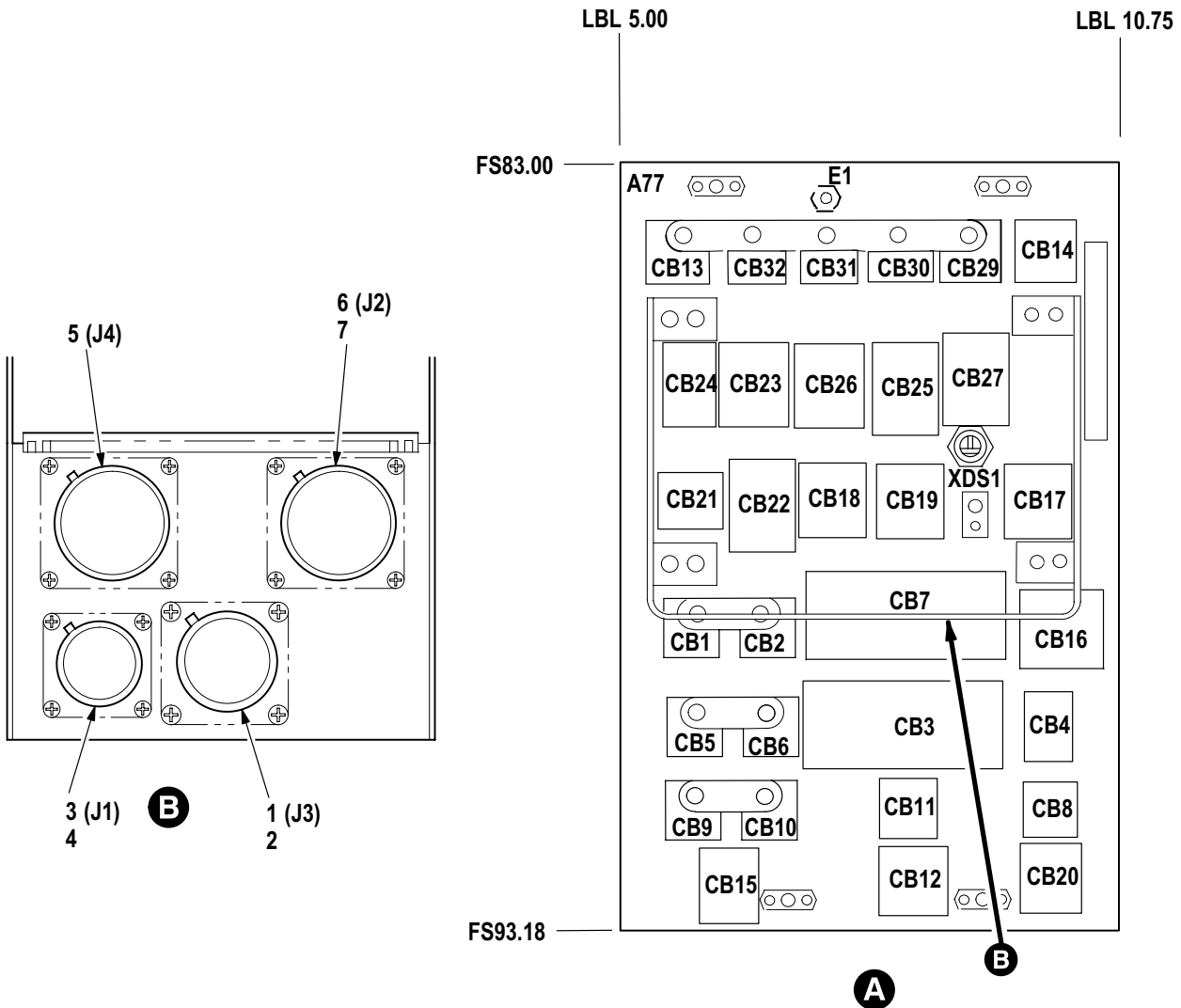
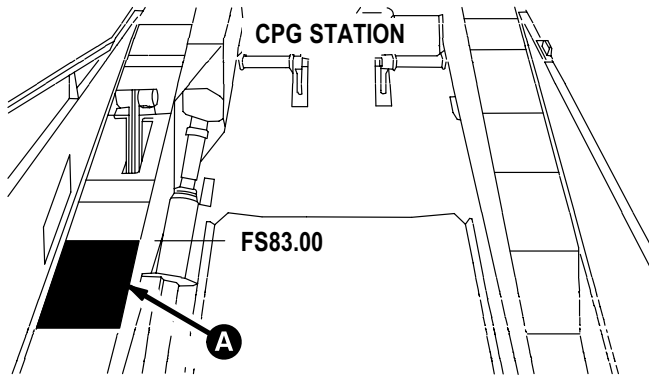


(1) ITEM NO.	(2) SMR CODE	(3) CAGE	(4) PART NUMBER	(5) DESCRIPTION AND USABLE ON CODE (UOC)	(6) QTY
				Group 09 Electrical System Fig. 419 Panel Assembly, Circuit Breaker No. 2 (Copilot/Gunner)	
1	XDOZZ	96906	MS51958-63B	Screw, Machine (Usbl Eff 82-23355 thru 86-8995) .....	6
1	PAOZZ	80205	NAS603-1 1B	Screw, Machine (Usbl Eff 86-8996 and Subs) .....	6
2	PAOZZ	96906	MS15795-808B	Washer, Flat .....	12
3	PAOZZ	02731	HS5519-3	Grommet, Nonmetallic .....	6
4	PAOZZ	80205	MS21042L3	Nut, Self-Locking, Ex .....	1
5	PAOZZ	88044	AN960JD10L	Washer, Flat .....	5
6	PAFZZ	81349	M83454/04-AA108	Terminal, Stud .....	1
7	PAOOO	02731	7-31 1B11075-13	• Panel, Power Distrib .....	1
8	PAOZZ	80205	NAS601-9P	•• Screw, Machine .....	4
9	PAOZZ	02731	HS4814-10P0	•• Circuit Breaker .....	1
10	PAOZZ	02731	HS4816-30	•• Circuit Breaker .....	1
11	PAOZZ	02731	HS4814-5P0	•• Circuit Breaker .....	1
12	PAOZZ	02731	HS4814-2P0	•• Circuit Breaker .....	1
13	PAOZZ	02731	HS4844-5R0	•• Circuit Breaker .....	2
14	PAOZZ	02731	7-31 1B11136-3	•• Panel, Indicating, Li .....	1
15	PAOZZ	96906	MS24693S30	•• Screw, Machine .....	1
16	PAOZZ	88044	AN960JD6L	•• Washer, Flat .....	2
17	PAOZZ	96906	MS35338-41	•• Washer, Lock .....	1
18	PAOZZ	80205	NAS671C6	•• Nut, Plain, Hexagon .....	1
19	PAOZZ	80205	MS21042L06	•• Nut, Self-Locking, Ex .....	1
20	PAOZA	96906	MS90335-2	•• Connector, Receptacl .....	1
21	PAOZZ	96906	MS51958-62	•• Screw, Machine .....	1
22	PAOZZ	88044	AN960XC10L	•• Washer, Flat .....	1
23	PAOZZ	96906	MS21919WDG3	•• Clamp, Loop .....	1
24	PAOZZ	80205	MS21042L3	•• Nut, Self-Locking, Ex .....	1
25	PAOZZ	80205	NAS600-6B	•• Screw, Machine .....	8
26	PAOZZ	88044	AN960JD4L	•• Washer, Flat .....	8
27	PAOZZ	80205	MS21042L04	•• Nut, Self-Locking, Ex .....	8
28	PAOZZ	02731	7-31 1B11071-35	•• Panel, Power Distrib .....	1
29	PAOZZ	02731	HS5509-08AB	•• Lead, Electrical .....	2
30	AOOOO	02731	7-31 1B24615-013	•• Wire Harness W615 .....	1
31	XDOZZ	96906	MS27467T13B98S	••• Connector, Plug, Elec .....	1
32	XDOZA	96906	MS27656T15B97S	••• Connector, Receptacl .....	1
33	XDOZA	96906	MS27656T17B6P	••• Connector, Receptacl .....	1
END OF FIGURE					



(1) ITEM NO.	(2) SMR CODE	(3) CAGE	(4) PART NUMBER	(5) DESCRIPTION AND USABLE ON CODE (UOC)	(6) QTY
				Group 09 Electrical System Fig. 420 Panel Assembly, Circuit Breaker No. 1 (Copilot/Gunner)	
1	PAOOO	02731	7-31 1B11098-7	• Panel, Fault-Functio .....	1
2	PAOZZ	80205	NAS601-9P	•• Screw, Machine .....	5
3	PAOZZ	02731	7-31 1B11097	•• Panel, Indicating, Li .....	1
4	PAOZZ	02731	HS4844-5R0	•• Circuit Breaker .....	16
5	PAOZZ	02731	HS4836-284305	•• Bus, Conductor .....	1
6	PAOZZ	02731	HS4836-284302	•• Bus, Conductor .....	3
7	PAOZZ	02731	HS4844-100	•• Circuit Breaker .....	1
8	PAOZZ	96906	MS24693S30	•• Screw, Machine .....	1
9	PAOZZ	88044	AN960JD6L	•• Washer, Flat .....	2
10	PAOZZ	96906	MS35338-41	•• Washer, Lock .....	1
11	PAOZZ	80205	NAS671C6	•• Nut, Plain, Hexagon .....	1
12	PAOZZ	80205	MS21042L06	•• Nut, Self-Locking, Ex .....	1
13	PAOZZ	02731	HS4844-7R5	•• Circuit Breaker .....	2
14	PAOZZ	02731	HS5014-9999	•• Circuit Breaker .....	5
15	PAOZA	96906	MS90335-2	•• Connector, Receptacl .....	1
16	PAOZZ	02731	HS4816-15	•• Circuit Breaker .....	1
17	PAOZZ	02731	HS4816-30	•• Circuit Breaker .....	1
18	PAOZZ	96906	MS3320-5L	•• Circuit Breaker .....	1
19	PAOZZ	02731	HS4844-2R0	•• Circuit Breaker .....	4
20	PAOZZ	80205	NAS600-6B	•• Screw, Machine .....	16
21	PAOZZ	88044	AN960JD4L	•• Washer, Flat .....	16
22	PAOZZ	80205	MS21042L04	•• Nut, Self-Locking, Ex .....	16
23	PAOOO	02731	7-31 1B24621-009	•• Wiring Harness (See Fig. 421 for Breakdown) .....	1
24	PAOOO	02731	7-31 1B11017-13	•• Panel, Power Distrib .....	1
25	PAOZZ	96906	MS21266-1N	••• Grommet, Nonmetallic .....	V
26	PAOZZ	02731	HS4148-1	••• Stud Assembly, Turnl .....	6
27	PAOZZ	80205	MS21075L06N	••• Nut, Self-Locking, Pl .....	5
				END OF FIGURE	

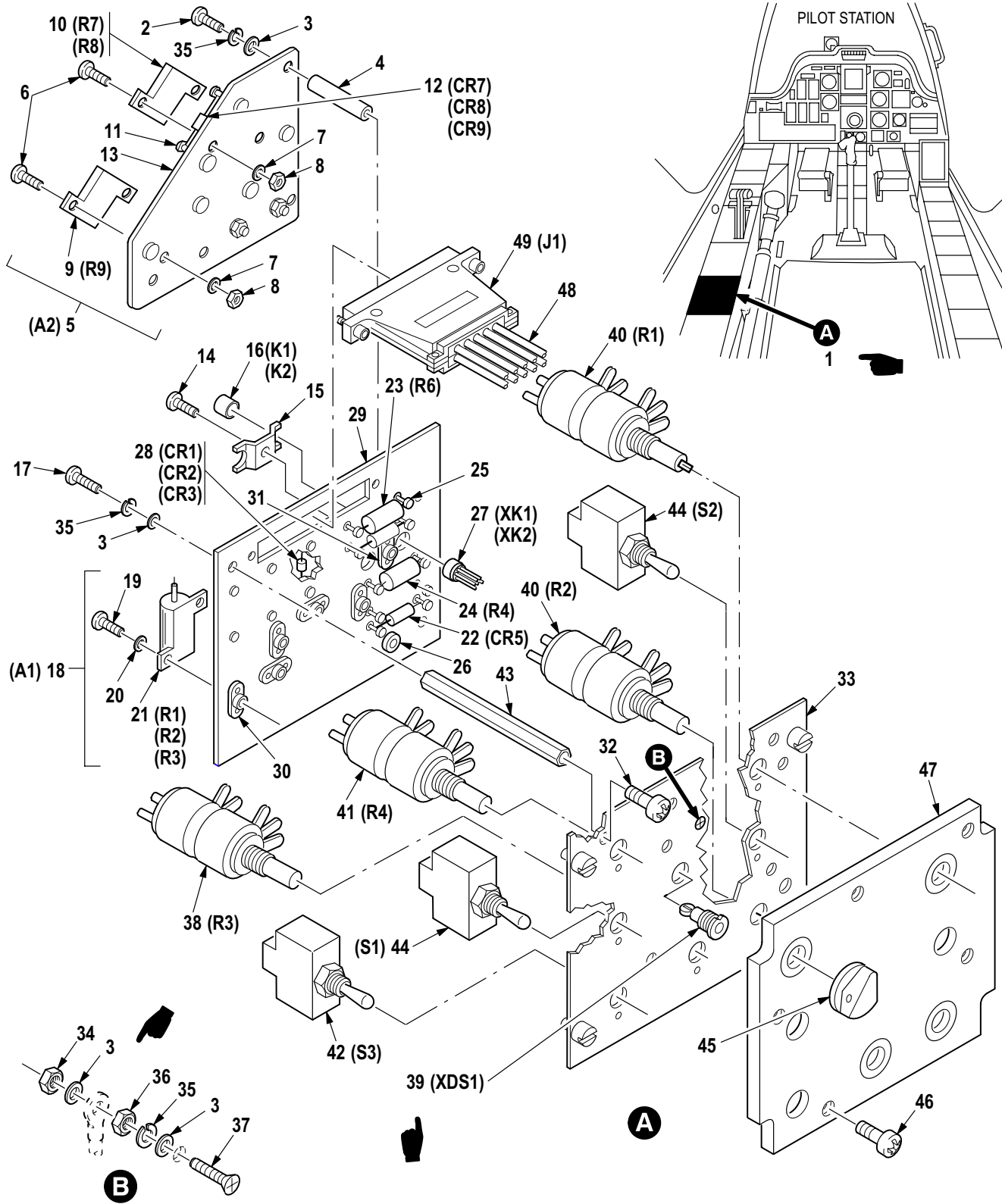
WIRE HARNESS W621



M09-897C

Figure 421. Group 09 Wiring Harness, W621  
7-31 1B24621-009

(1) ITEM NO.	(2) SMR CODE	(3) CAGE	(4) PART NUMBER	(5) DESCRIPTION AND USABLE ON CODE (UOC)	(6) QTY
				Group 09 Electrical System Fig. 421 Wiring Harness, W621 7-31 1B24621-009 See Fig. 420 for NHA	
1	PAOZA	81349	M83723/71R1808N	• Connector, Receptacl . . . . .	1
2	PAOZZ	81349	M85049/31-18A	• Adapter, Cable Clamp . . . . .	1
3	PAOZA	81349	M83723/71R1624N	• Connector, Receptacl . . . . .	1
4	PAOZZ	81349	M85049/31-16W	• Adapter, Cable Clamp . . . . .	1
5	PAOZZ	96906	MS27656T21B11P	• Connector, Receptacl . . . . .	1
6	PAOZA	81349	M83723/71R2443N	• Connector, Receptacl . . . . .	1
7	PAOZZ	81349	M85049/31-24A	• Adapter, Cable Clamp . . . . .	1
END OF FIGURE					



M09-870H

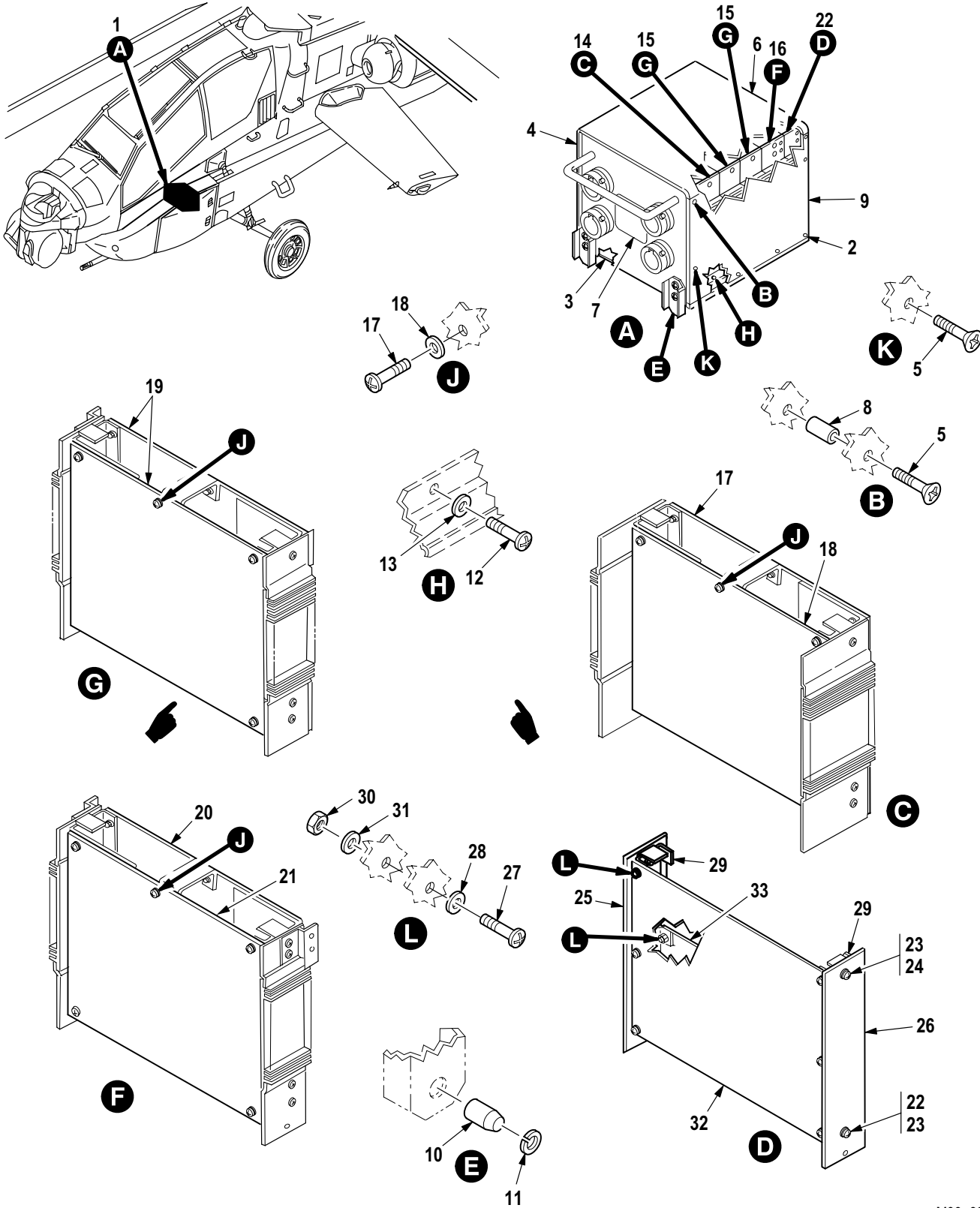
Figure 422. Group 09 Panel Assembly, Interior/Exterior Lights (Pilot)

(1) ITEM NO.	(2) SMR CODE	(3) CAGE	(4) PART NUMBER	(5) DESCRIPTION AND USABLE ON CODE (UOC)	(6) QTY
				Group 09 Electrical System Fig. 422 Panel Assembly, Interior/Exterior Lights (Pilot)	
1	PAOFF	02731	7-31 1B12002-5	• Panel, Power Distrib .....	1
2	PAFZZ	80205	NAS601-30P	•• Screw, Machine .....	3
3	PAFZZ	88044	AN960JD6L	•• Washer, Flat .....	6
4	PAFZZ	80205	NAS43DD1-80N	•• Spacer, Sleeve .....	3
5	PAFFF	02731	7-31 1B12049	•• Electronic Componen .....	1
6	PAFZZ	96906	MS51957-15	••• Screw, Machine .....	6
7	PAFZZ	80205	NAS620C4L	••• Washer, Flat .....	6
8	PAFZZ	80205	MS21044C04	••• Nut, Self-Locking, He .....	6
9	PAFZZ	81349	RER70F30R1R	••• Resistor, Fixed, Wire .....	1
10	PAFZZ	81349	RER70F45R3R	••• Resistor, Fixed, Wire .....	2
11	PAFZZ	02731	HS4093-6501	••• Terminal, Stud .....	6
12	PAFZZ	81349	JANTX1N5552	••• Semiconductor Devic .....	3
13	XAFZZ	02731	7-31 1B12048	••• Board, Component .....	1
14	PAFZZ	96906	MS51957-28	•• Screw, Machine .....	1
15	PAFZZ	02731	7-31 1B12018	•• Strip, Electrical Gr .....	1
16	PAFZZ	81349	M39016/15-039L	•• Relay, Electromagnet .....	2
17	PAFZZ	80205	NAS601-6P	•• Screw, Machine .....	1
18	XDFFF	02731	7-31 1B12047-5	•• Electronic Componen .....	1
19	PAFZZ	96906	MS51957-15	••• Screw, Machine .....	6
20	PAFZZ	80205	NAS620C4L	••• Washer, Flat .....	6
21	PAFZZ	81349	RER70F22R1R	••• Resistor, Fixed, Wire .....	3
22	PAFZZ	81349	JANTX1N4960	••• Semiconductor Devic .....	1
23	PAFZZ	81349	RWR89S5360FS	••• Resistor, Fixed, Wire .....	1
24	PAFZZ	81349	RCR42G511JS	••• Resistor, Fixed, Comp .....	2
25	PAFZZ	02731	HS4093-6501	••• Terminal, Stud .....	22
26	PAFZZ	96906	MS35489-4	••• Grommet, Nonmetallic .....	1
27	PAFZZ	02731	HS5050-0502	••• Socket, Plug-In Elec .....	2
28	PAFZZ	81349	JANTX1N5420	••• Semiconductor Devic .....	1
29	XAFZZ	02731	7-31 1B12046-1 1	••• Plate .....	1
30	PAFZZ	96906	MS21075L04E	•••• Nut, Self-Locking, Pl .....	6
31	PAFZZ	80205	MS21075L06N	•••• Nut, Self-Locking, Pl .....	1
32	PAFZZ	80205	NAS514P632-6B	•• Screw, Machine .....	4
33	PAFZZ	02731	7-31 1B12003	•• Panel, Power Distrib .....	1
34	PAFZZ	80205	MS21042L06	•• Nut, Self-Locking, Ex .....	1
35	PAFZZ	96906	MS35338-41	•• Washer, Lock .....	5
36	PAFZZ	80205	NAS671C6	•• Nut, Plain, Hexagon .....	1
37	PAFZZ	96906	MS24693S30	•• Screw, Machine .....	1
38	PAFZZ	81349	RV4NAYSD502C	•• Resistor, Variable, N .....	1
39	PAFZZ	96906	MS90335-2	•• Connector, Receptacl .....	1
40	PAFZZ	02731	HS5381-1001	•• Resistor, Variable, N .....	2
41	PAFZZ	02731	HS5226-1001	•• Resistor, Variable, W .....	1
42	PAFZZ	96906	MS24524-21	•• Switch, Toggle .....	1
43	PAFZZ	02731	HS4138-61-32	•• Tube Assembly, Metal .....	4
44	PAFZZ	96906	MS24523-21	•• Switch, Toggle .....	2
45	PAOZZ	02731	HS4160-72	•• Knob .....	4
46	PAFZZ	80205	NAS601-9P	•• Screw, Machine .....	5
47	PAOZZ	02731	7-31 1B12001	•• Panel, Indicating, Li .....	1

(1) ITEM NO.	(2) SMR CODE	(3) CAGE	(4) PART NUMBER	(5) DESCRIPTION AND USABLE ON CODE (UOC)	(6) QTY
48	AFOFF	02731	7-31 1B24625-005	•• Wire Harness W625 .....	1
49	XDOZZ	02731	HS5239B2120	••• Connector, Receptacl .....	1
END OF FIGURE					



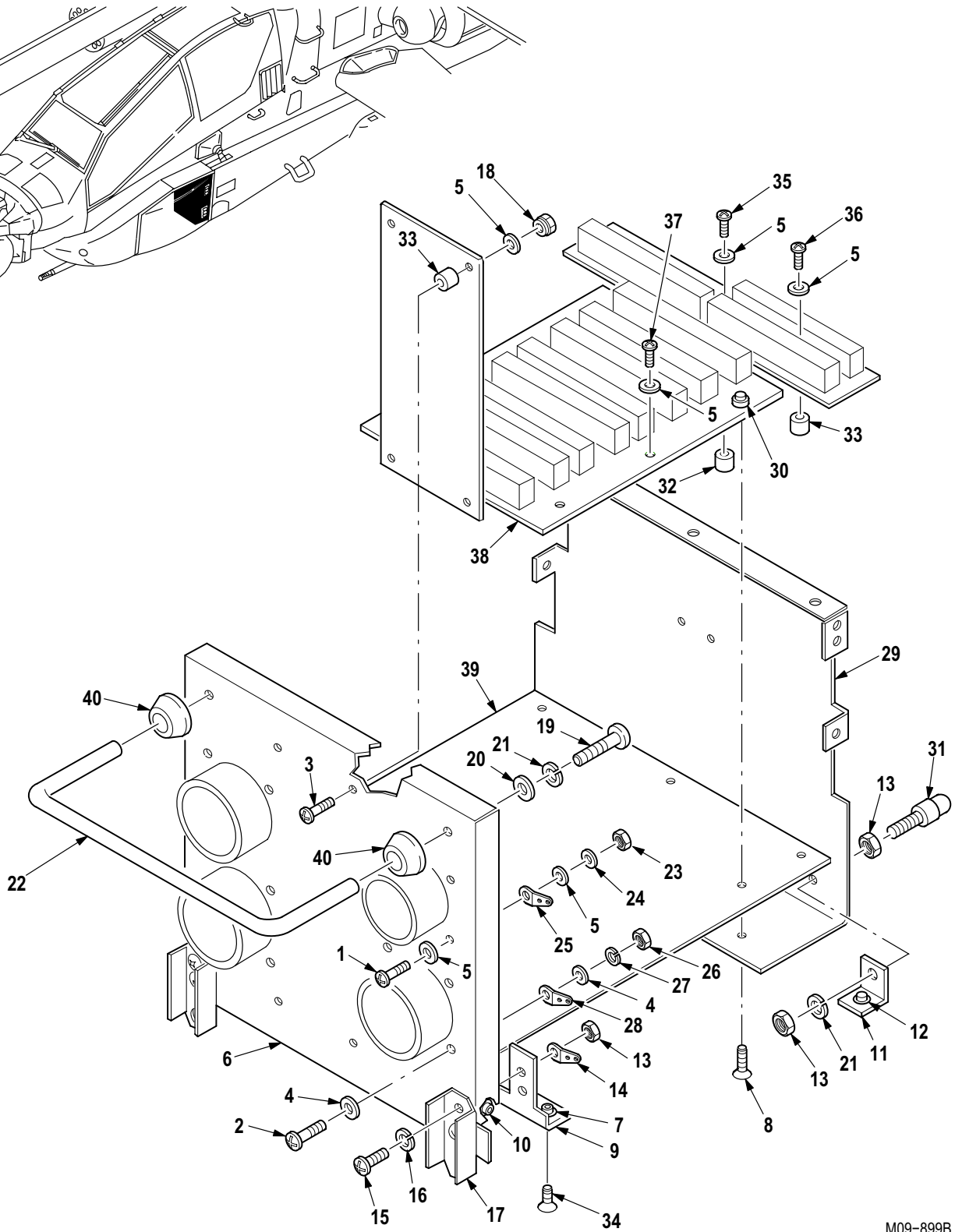




M09-898D

Figure 423. Group 09 Dimming Multi-Channel Controller Assembly (Data Products)

(1) ITEM NO.	(2) SMR CODE	(3) CAGE	(4) PART NUMBER	(5) DESCRIPTION AND USABLE ON CODE (UOC)	(6) QTY
				Group 09 Electrical System Fig. 423 Dimming Multi-Channel Controller Assembly (Data Products)	
1	PAODD	02731	7-31 1B12036-3	• Controller, Dimming (Data Products) .....	1
2	PAFZZ	96906	MS24693C2	•• Screw, Machine .....	36
3	XDFFF	96238	96190013-000	•• Chassis Assy (See Fig. 424 for Breakdown) .....	1
4	XDFZZ	96238	62040905-001	•• Cover, Heatsink, LH .....	1
5	PAFZZ	96906	MS24693C6	•• Screw, Machine .....	6
6	XDFZZ	96238	62040904-000	•• Cover .....	1
7	XDFZZ	96238	57030461-000	•• Nameplate .....	1
8	PAFZZ	96238	52141155-004	•• Spacer, Dimmer, Multi .....	4
9	XDFZZ	96238	62040905-000	•• Cover, Heatsink, RH .....	1
10	PAFZZ	96238	50900081-000	•• Stud Nut, Pan Head .....	2
11	PAFZZ	96238	53700066-000	•• Ring, Retaining .....	2
12	PAFZZ	96906	MS51957-14	•• Screw, Machine .....	12
13	PAFZZ	96906	MS15795-803	•• Washer, Flat .....	12
14	AFFFF	96238	96190011-002	•• Dimmer Assembly .....	1
15	AFFFF	96238	96190011-000	•• Module Assembly .....	2
16	AFFFF	96238	96190011-001	•• Dimmer Assembly .....	1
17	PAFZZ	96238	86190030-003	••• Circuit Card Assemb (U/O P/N 96190011-002) .....	1
18	PAFZZ	96238	86190030-002	••• Circuit Card Assemb (U/O P/N 96190011-002) .....	1
19	PAFZZ	96238	86190030-001	••• Circuit Card Assemb (U/O P/N 96190011-000) .....	2
20	PAFDD	96238	86190010-001	••• Circuit Card Assemb (U/O P/N 96190011-001) .....	1
21	PAFZZ	96238	86190010-000	••• Circuit Card Assemb (U/O P/N 96190011-001) .....	1
22	PBFFF	96238	96190012-000	•• Module Assy, Advisor .....	1
23	PAFZZ	96906	MS51957-13	••• Screw, Machine .....	4
24	PAFZZ	96906	MS15795-803	••• Washer, Flat .....	14
25	XDFZZ	96238	62070522-001	••• Plate, Mounting, Mod .....	1
26	XDFZZ	96238	62070522-000	••• Plate, Mounting, Mod .....	1
27	PAFZZ	96906	MS51957-14	••• Screw, Machine .....	10
28	PAFZZ	80205	NAS620C4L	••• Washer, Flat .....	10
29	XDFZZ	96238	62023075-000	••• Bracket, Mounting .....	2
30	PAFZZ	96906	MS35649-244	••• Nut, Plain, Hexagon .....	10
31	PAFZZ	96906	MS35338-135	••• Washer, Lock .....	10
32	PAFZZ	96238	86190050-000	••• Circuit Card Assemb .....	1
33	PAFZZ	96238	86190040-000	••• Circuit Card Assemb .....	1
END OF FIGURE					



M09-899B

Figure 424. Group 09 Chassis Assembly, Dimming Controller (Data Products)  
96190013-000 (96238)

(1) ITEM NO.	(2) SMR CODE	(3) CAGE	(4) PART NUMBER	(5) DESCRIPTION AND USABLE ON CODE (UOC)	(6) QTY
				Group 09 Electrical System Fig. 424 Chassis Assembly, Dimming Controller (Data Products) 96190013-000 (96238) See Fig. 423 for NHA	
1	PAFZZ	96906	MS51957-15	• Screw, Machine .....	4
2	PAFZZ	96906	MS51957-29	• Screw, Machine .....	12
3	PAFZZ	96238	50124401-009	• Screw, Dimmer .....	4
4	PAFZZ	96906	MS15795-805	• Washer, Flat .....	24
5	PAFZZ	96906	MS15795-803	• Washer, Flat .....	21
6	XDFFF	96238	61030034-000	• Panel, Front .....	1
7	PAFZZ	96238	53344014-000	• Nut, Clinch .....	11
8	PAFZZ	96906	MS24693C4	• Screw, Machine .....	6
9	MFFFF	96238	62023078-000	• Bracket, Front Panel .....	2
10	PAFZZ	96238	53344014-000	• Nut, Clinch .....	2
11	MFFFF	96238	62023079-000	• Bracket, Rear Panel .....	2
12	PAFZZ	96238	53344014-000	• Nut, Clinch .....	1
13	PAFZZ	96906	MS35650-304	• Nut, Plain, Hexagon .....	6
14	PAFZZ	96906	MS77068-4	• Terminal, Lug .....	4
15	PAFZZ	96906	MS51958-63	• Screw, Machine .....	4
16	PAFZZ	96238	52031071-010	• Washer, Lock .....	4
17	XDFZZ	96238	62023049-000	• Channel, Mounting .....	2
18	PAFZZ	96238	53244006-000	• Nut, Locking, Dimmer .....	4
19	PAFZZ	96906	MS51958-64	• Screw, Machine .....	2
20	PAFZZ	96238	52013101-001	• Washer, Flat .....	2
21	PAFZZ	96906	MS35338-138	• Washer, Lock .....	4
22	XDFZZ	96238	56025133-000	• Handle .....	1
23	PAFZZ	96906	MS35649-244	• Nut, Plain, Hexagon .....	4
24	PAFZZ	96906	MS35338-135	• Washer, Lock .....	4
25	PAFZZ	96906	MS77068-1	• Terminal, Lug .....	1
26	PAFZZ	96906	MS35649-264	• Nut, Plain, Hexagon .....	12
27	PAFZZ	96906	MS35338-136	• Washer, Lock .....	12
28	PAFZZ	96906	MS77068-2	• Terminal, Lug .....	3
29	XDFFF	96238	62060382-000	• Panel, Rear .....	1
30	PAFZZ	96238	53344014-000	• Nut, Clinch .....	9
31	PAFZZ	96238	55077196-000	• Pin, Alignment .....	2
32	XDFZZ	96238	52141153-008	• Spacer .....	1
33	XDFZZ	96238	52141155-004	• Spacer, Dimmer, Multi .....	6
34	PAFZZ	96906	MS24693-C3	• Screw, Machine .....	4
35	PAFZZ	96906	MS51957-20	• Screw, Machine .....	1
36	PAFZZ	96906	MS51957-18	• Screw, Machine .....	2
37	PAFZZ	96906	MS51957-14	• Screw, Machine .....	6
38	PBFDD	96238	96190014-000	• Wiring Harness .....	1
39	XAFZZ	96238	62070519-000	• Base Extrusion Assy .....	1
40	PAFZZ	96238	52065003-000	• Ferrule, Handle .....	2
END OF FIGURE					

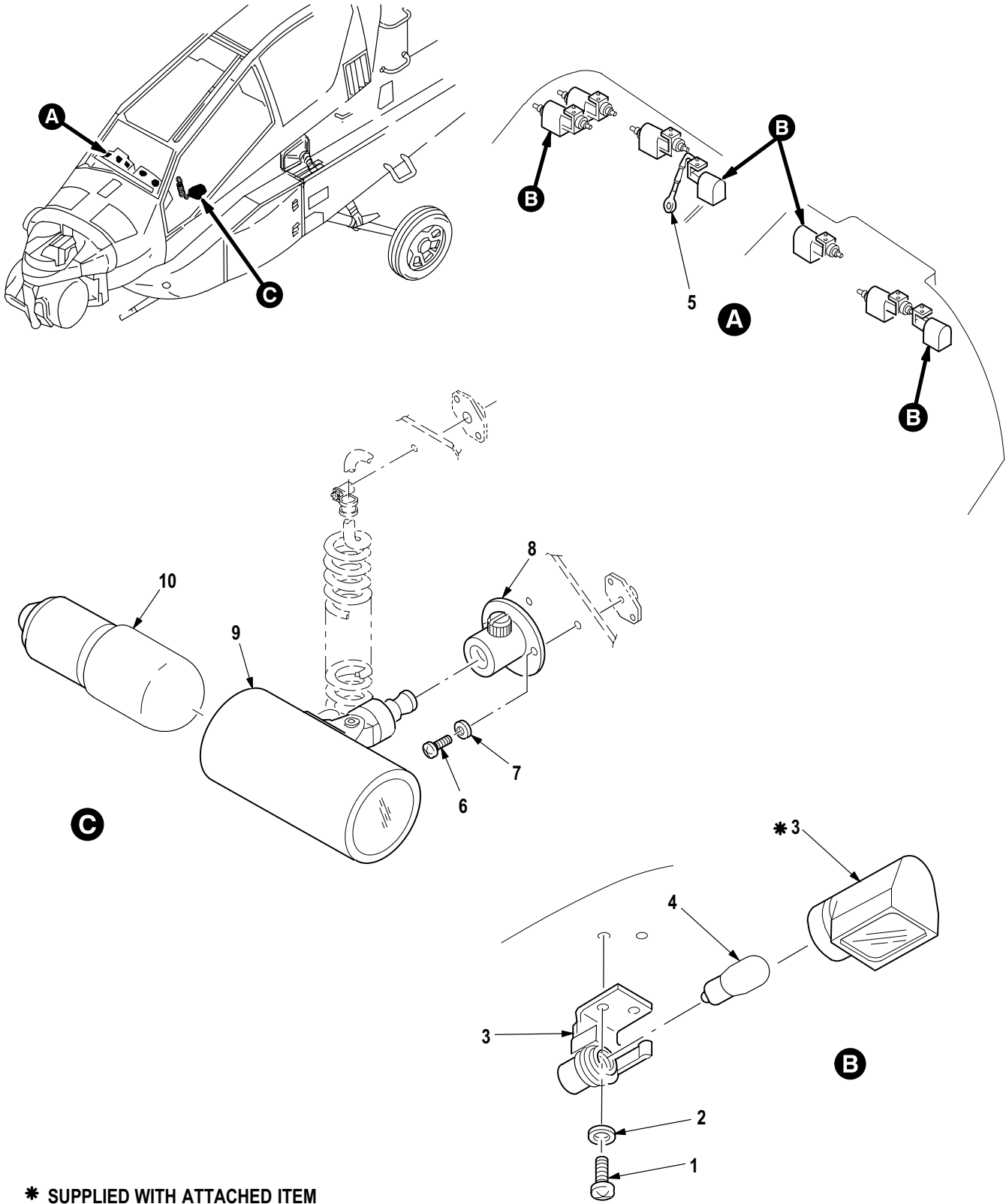
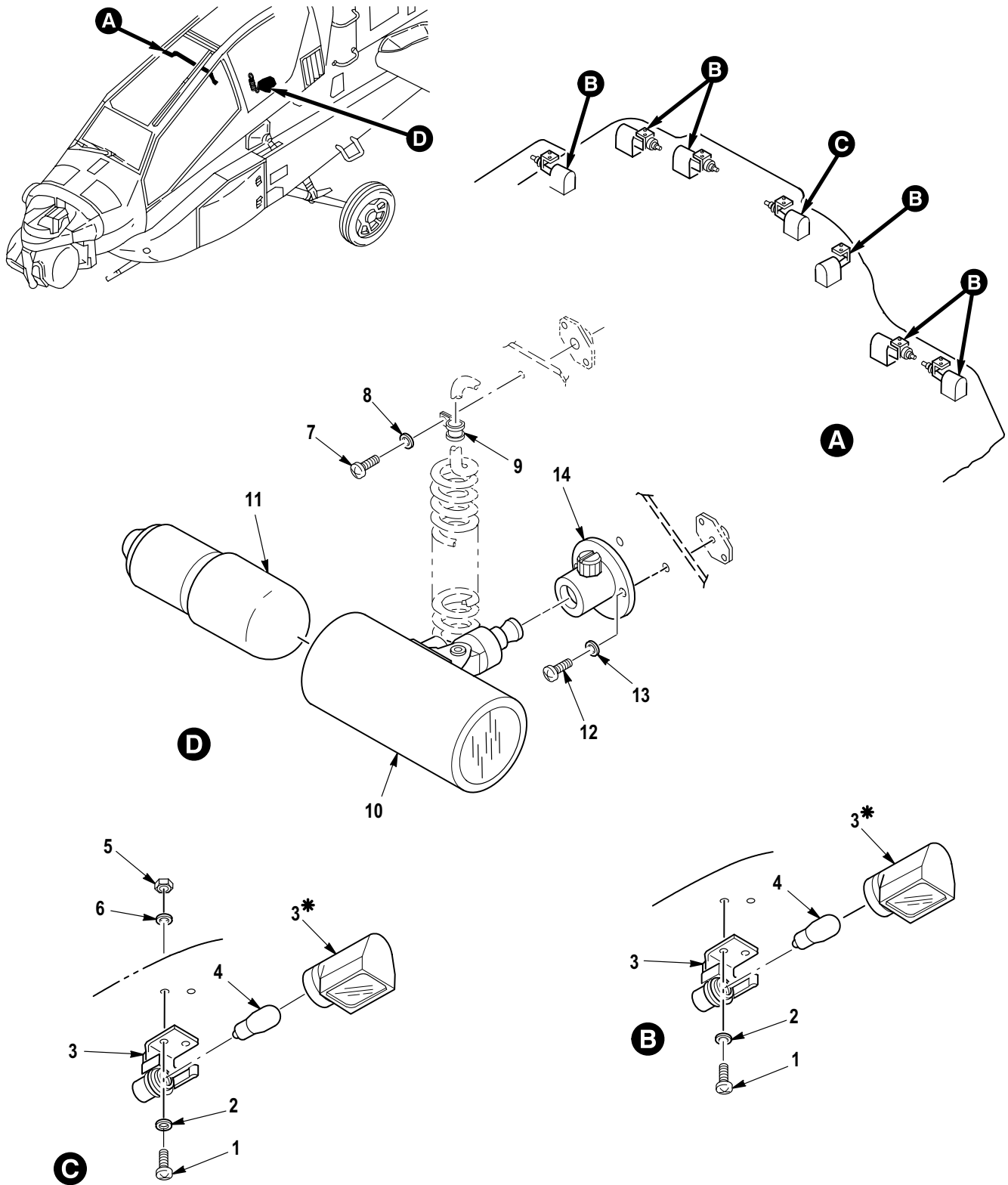


Figure 425. Group 09 Utility and Glareshield Light Assembly (Copilot/Gunner)

(1) ITEM NO.	(2) SMR CODE	(3) CAGE	(4) PART NUMBER	(5) DESCRIPTION AND USABLE ON CODE (UOC)	(6) QTY
				Group 09 Electrical System Fig. 425 Utility and Glareshield Light Assembly (Copilot/Gunner)	
1	PAOZZ	80205	NAS601-6B	▪ Screw, Machine .....	14
2	PAOZZ	88044	AN960JD6L	▪ Washer, Flat .....	14
3	PAOZZ	02731	HS5314-1001	▪ Light, Cockpit, Aircr Glareshield .....	7
4	PAOZZ	96906	MS25069-1495	▪ Lamp, Incandescen .....	7
5	XDOZZ	96906	MS25083-2AB10	▪ Lead, Electrical .....	1
6	PAOZZ	96906	MS51958-62B	▪ Screw, Machine .....	2
7	PAOZZ	88044	AN960XC10L	▪ Washer, Flat .....	2
8	PAOZZ	96906	MS17246-1	▪ Mounting Base, Cockp .....	1
9	PAOZZ	96906	MS17245-5A	▪ Light, Cockpit, Aircr Utility .....	1
10	PAOZZ	96906	MS25231-313	▪ Lamp, Incandescent .....	1
END OF FIGURE					



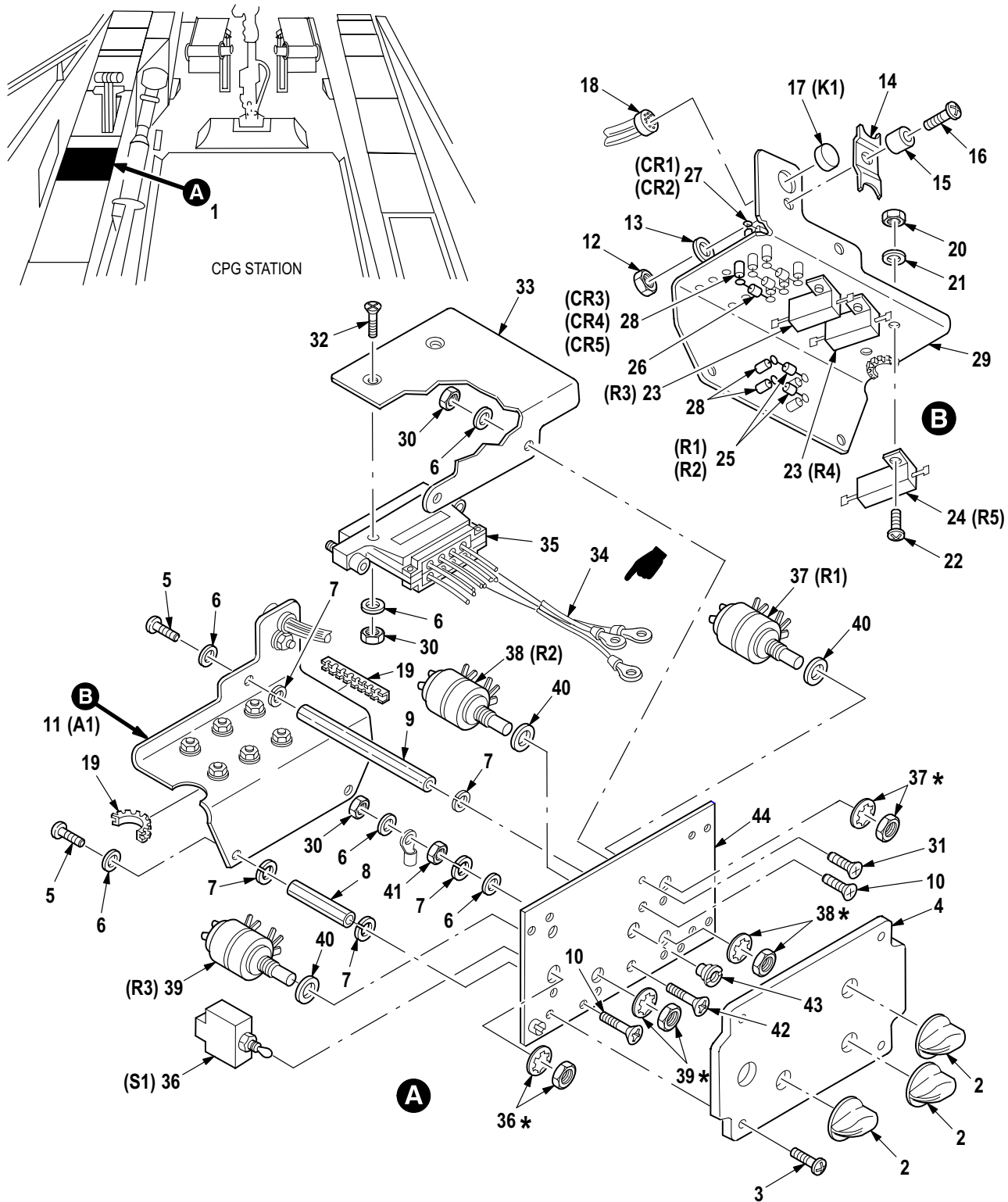
\* SUPPLIED WITH ATTACHED ITEM

M09-839D

Figure 426. Group 09 Utility and Glareshield Light Assembly (Pilot)



(1) ITEM NO.	(2) SMR CODE	(3) CAGE	(4) PART NUMBER	(5) DESCRIPTION AND USABLE ON CODE (UOC)	(6) QTY
				Group 09 Electrical System Fig. 426 Utility and Glareshield Light Assembly (Pilot)	
1	PAOZZ	80205	NAS601-6B	▪ Screw, Machine .....	14
2	PAOZZ	88044	AN960JD6L	▪ Washer, Flat .....	14
3	PAOZZ	02731	HS5314-1001	▪ Light, Cockpit, Aircr Glareshield .....	7
4	PAOZZ	96906	MS25069-1495	▪ Lamp, Incandescen .....	7
5	PAOZZ	80205	NAS1291C06M	▪ Nut, Self-Locking, Ex .....	2
6	PAOZZ	88044	AN960JD6	▪ Washer, Flat .....	2
7	XDOZZ	96906	MS51958-63B	▪ Screw, Machine .....	1
8	PAOZZ	88044	AN960JD10L	▪ Washer, Flat .....	12
9	PAOZZ	96906	MS21919WDG3	▪ Clamp, Loop .....	1
10	PAOZZ	96906	MS17245-5A	▪ Light, Cockpit, Aircr Utility .....	1
11	PAOZZ	96906	MS25231-313	▪ Lamp, Incandescent .....	V
12	PAOZZ	96906	MS51958-62	▪ Screw, Machine .....	2
13	PAOZZ	88044	AN960XC10L	▪ Washer, Flat .....	8
14	PAOZZ	78366	1028-4	▪ Mounting Base, Light .....	1
END OF FIGURE					

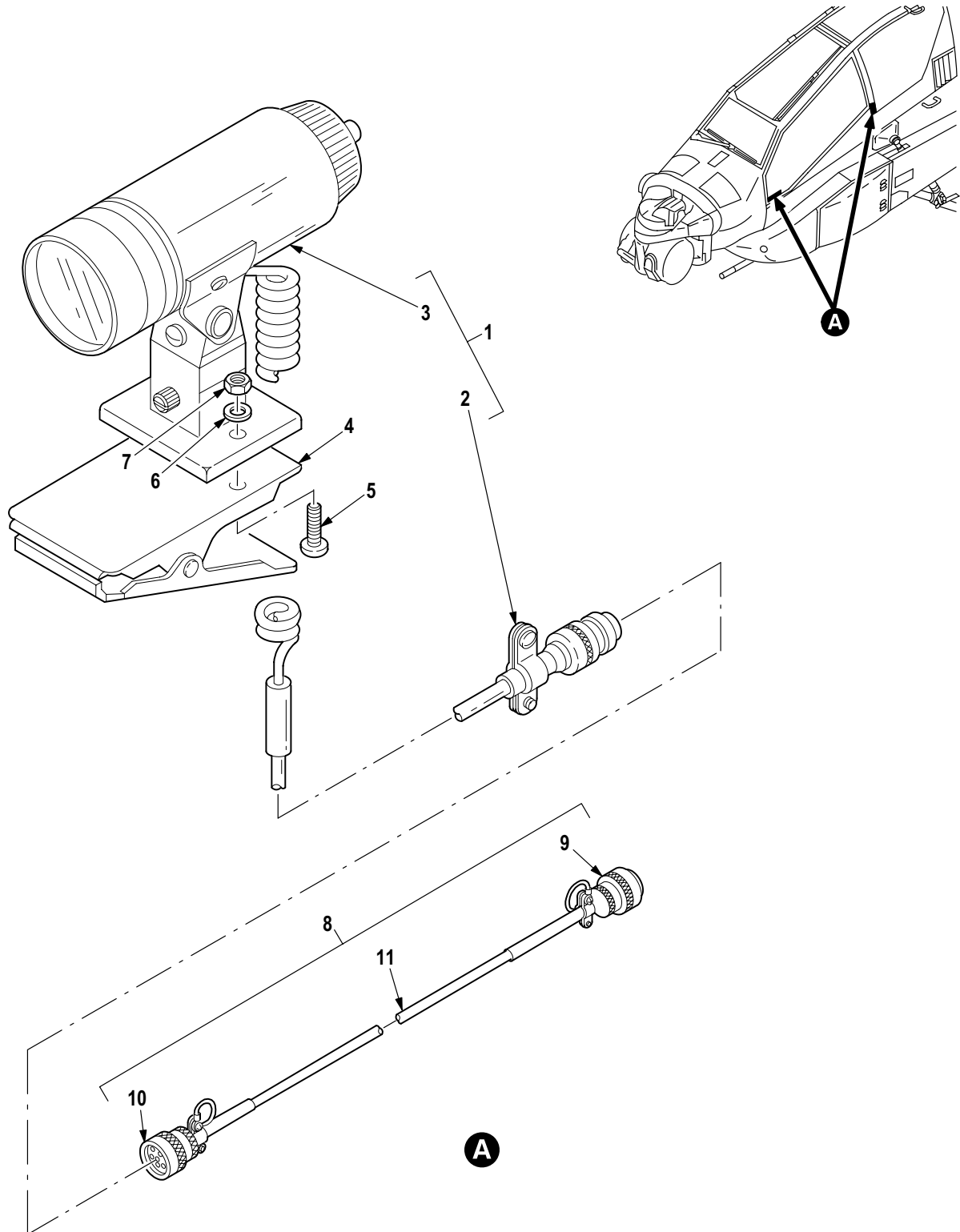


\*SUPPLIED WITH ATTACHED ITEM

M09-840H

Figure 427. Group 09 Panel Assembly, Interior Lights (Copilot/Gunner)

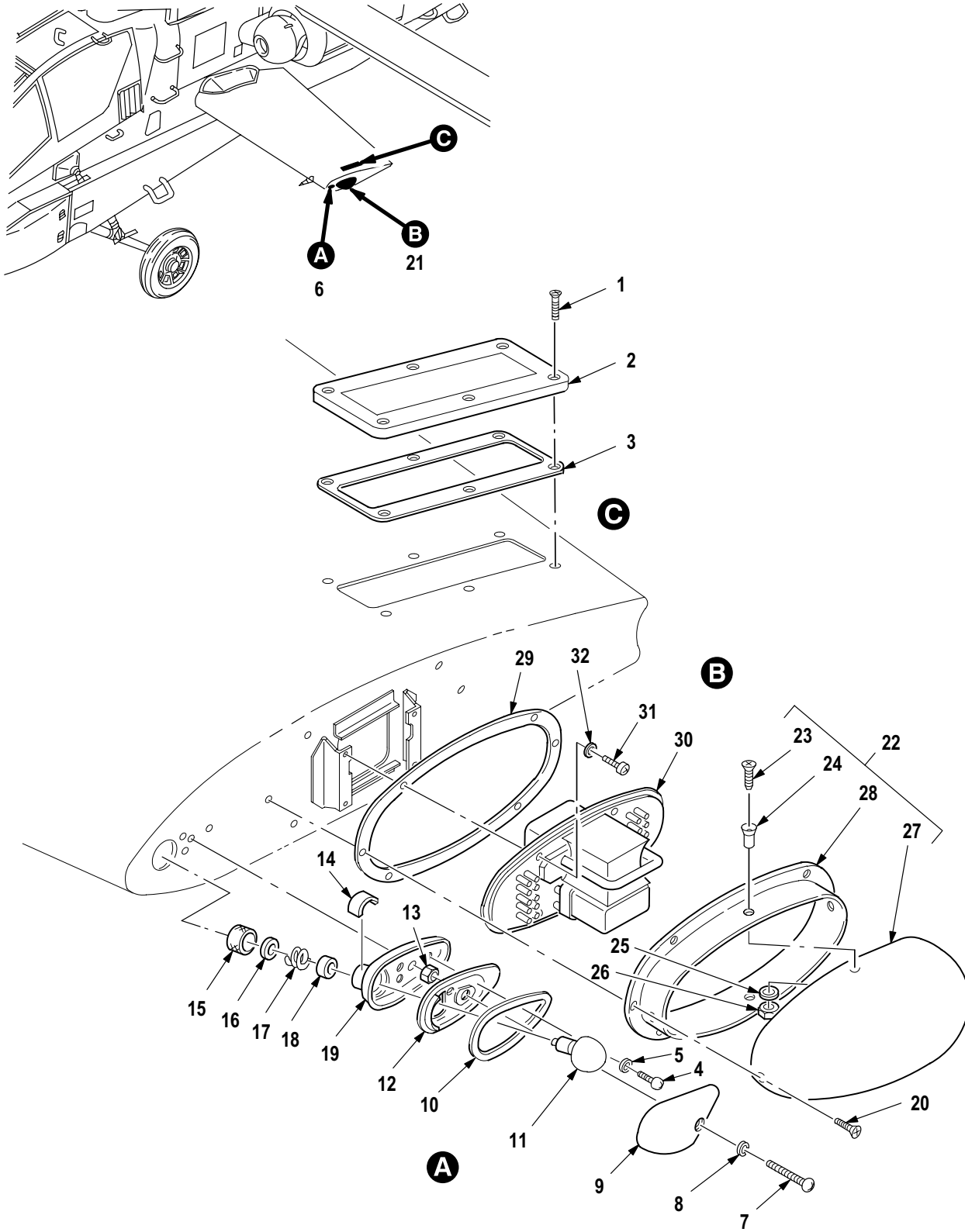
(1) ITEM NO.	(2) SMR CODE	(3) CAGE	(4) PART NUMBER	(5) DESCRIPTION AND USABLE ON CODE (UOC)	(6) QTY
				Group 09 Electrical System Fig. 427 Panel Assembly, Interior Lights (Copilot/Gunner)	
1	PAOFF	02731	7-31 1B12006-3	• Panel, Power Distrib .....	1
2	PAOZZ	02731	HS4160-72	•• Knob .....	3
3	PAOZZ	80205	NAS601-9P	•• Screw, Machine .....	4
4	PAOZZ	02731	7-31 1B12004	•• Panel, Indicating, Li .....	1
5	PAFZZ	80205	NAS601-6P	•• Screw, Machine .....	3
6	PAFZZ	88044	AN960JD6L	•• Washer, Flat .....	9
7	PAFZZ	96906	MS35338-41	•• Washer, Lock .....	6
8	PAFZZ	02731	HS4138-61-20	•• Tube Assembly, Metal .....	2
9	PAFZZ	02731	HS4138-61-40	•• Tube Assembly, Metal .....	1
10	PAFZZ	96906	MS24693-C26	•• Screw, Machine .....	3
11	PAFFF	02731	7-31 1B12020-3	•• Electronic Componen .....	1
12	PAFZZ	80205	MS21044C06	••• Nut, Self-Locking, He .....	1
13	PAFZZ	88044	AN960JD6L	••• Washer, Flat .....	1
14	PAFZZ	02731	7-31 1B12018	••• Strip, Electrical Gr .....	1
15	PAFZZ	80205	NAS43DD1-6N	••• Spacer, Sleeve .....	1
16	PAFZZ	96906	MS51957-30	••• Screw, Machine .....	1
17	PAFZZ	81349	M39016/15-039L	••• Relay, Electromagnet .....	1
18	PAFZZ	02731	HS5050-0502	••• Socket, Plug-In Elec .....	1
19	MOOZZ	96906	MS21266-1N	••• Grommet, Nonmetallic .....	2
20	PAFZZ	80205	MS21044C04	••• Nut, Self-Locking, He .....	6
21	PAFZZ	80205	NAS620C4	••• Washer, Flat .....	6
22	PAFZZ	96906	MS51957-15	••• Screw, Machine .....	6
23	PAFZZ	81349	RER70F45R3R	••• Resistor, Fixed, Wire .....	2
24	PAFZZ	81349	RER70F30R1R	••• Resistor, Fixed, Wire .....	1
25	PAFZZ	81349	RCR42G511JS	••• Resistor, Fixed, Comp .....	2
26	PAFZZ	81349	JANTX1N5552	••• Semiconductor Devic .....	3
27	PAFZZ	81349	JANTX1N3827A	••• Semiconductor Devic .....	2
28	PAFZZ	02731	HS4093-6501	••• Terminal, Stud .....	19
29	PAFZZ	02731	7-31 1B12019-3	••• Bracket, Electrical .....	1
30	PAFZZ	80205	MS21042L06	•• Nut, Self-Locking, Ex .....	5
31	PAFZZ	96906	MS24693C24	•• Screw, Machine .....	2
32	PAFZZ	96906	MS24693-S29	•• Screw, Machine .....	2
33	PAFZZ	02731	7-31 1B12055	•• Bracket, Angle .....	1
34	AFOFF	02731	7-31 1B24619-005	•• Wire Harness W619 .....	1
35	XDFZZ	02731	HS5239A2120	••• Connector, Receptacl .....	1
36	PAFZZ	96906	MS24523-21	•• Switch, Toggle .....	1
37	PAFZZ	02731	HS5381-1001	•• Resistor, Variable, N .....	1
38	XDFZZ	02731	HS5381-1002	•• Attenuator, Variable .....	1
39	PAFZZ	81349	RV4NAYSD502C	•• Resistor, Variable, N .....	1
40	PAOZZ	88044	AN960KD616	•• Washer, Flat .....	3
41	PAFZZ	80205	NAS671C6	•• Nut, Plain, Hexagon .....	1
42	PAFZZ	96906	MS24693C30	•• Screw, Machine .....	1
43	PAFZA	96906	MS90335-2	•• Connector, Receptacl .....	1
44	PAFZZ	02731	7-31 1B12005-11	•• Support Panel, CPG .....	1
END OF FIGURE					



M09-1108A

Figure 428. Group 09 Light Assembly, Utility Alligator Clamp Maintenance and Cable Assembly, Maintenance Light

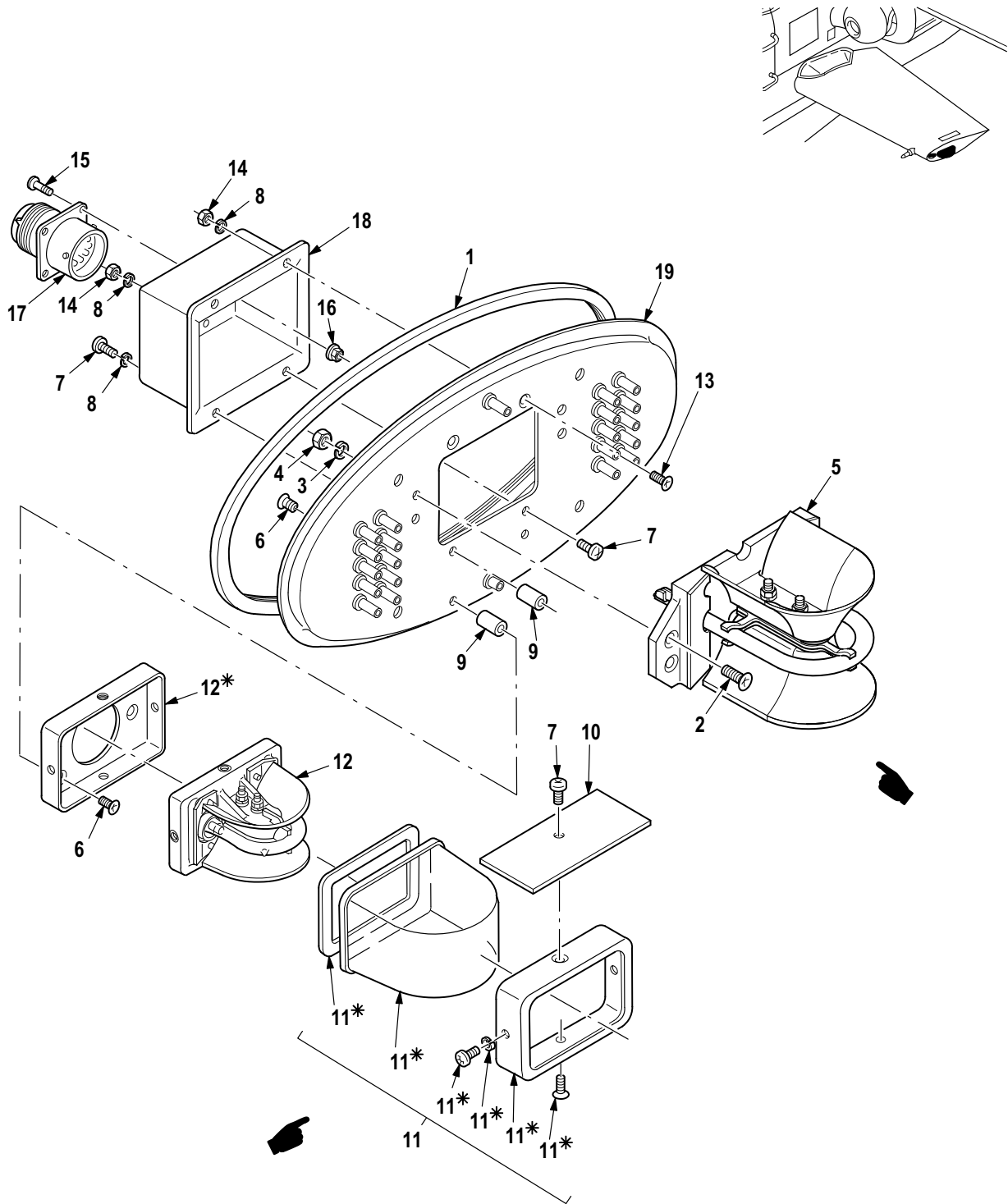
(1) ITEM NO.	(2) SMR CODE	(3) CAGE	(4) PART NUMBER	(5) DESCRIPTION AND USABLE ON CODE (UOC)	(6) QTY
				Group 09 Electrical System Fig. 428 Light Assembly, Utility Alligator Clamp Maintenance and Cable Assembly, Maintenance Light	
1	AOOOO	02731	7-1 16122072	• Light Assy, Utility .....	1
2	PAOZZ	96906	MS3116F8-2P	•• Connector, Plug, Elec .....	1
3	PAOZZ	96906	MS17245-1	•• Light, Cockpit, Aircr .....	1
4	PAOZA	96906	MS27424	•• Clip Assy .....	1
5	PAOZZ	80205	NAS603-8P	•• Screw, Machine .....	2
6	PAOZZ	88044	AN960JD10L	•• Washer, Flat .....	2
7	PAOZZ	80205	MS21042L3	•• Nut, Self-Locking, Ex .....	2
8	AOOOO	02731	7-1 16122074	• Cable Assy, Maint Lt .....	1
9	PAOZZ	96906	MS3116F8-2P	•• Connector, Plug, Elec .....	1
10	PAOZA	96906	MS3111F8-2S	•• Connector, Plug, Elec .....	1
11	XDOZZ	02731	CO-02LGF (2/20)0190	•• Cable, Power, Electri .....	1
END OF FIGURE					



M09-367D

Figure 429. Group 09 Exterior Light Installation, Wing

(1) ITEM NO.	(2) SMR CODE	(3) CAGE	(4) PART NUMBER	(5) DESCRIPTION AND USABLE ON CODE (UOC)	(6) QTY
				Group 09 Electrical System Fig. 429 Exterior Light Installation, Wing	
1	PAOZZ	96906	MS24693C273	• Screw, Machine .....	6
2	PAOZZ	02731	7-1 16122050	• Light, Navigational .....	1
3	PAOZZ	02731	7-21 1B12040-3	• Gasket .....	1
4	PAOZZ	96906	MS51957-29	• Screw, Machine .....	3
5	PAOZZ	88044	AN960JD6L	• Washer, Flat .....	3
6	PAOZZ	02731	7-1 16122062-1	• Light, Navigational, LH .....	1
6	PAOOO	02731	7-1 16122062-2	• Light, Navigational, RH .....	1
7	PAOZZ	72914	SC-448	•• Screw, Light, Navigat .....	1
8	PAOZZ	72914	A5982-1	•• Washer, Flat .....	1
9	PAOZZ	72914	B6182-2	•• Lens, Light LH .....	1
9	PAOZZ	72914	B6182-3	•• Lens, Light RH .....	1
10	PAOZZ	72914	A6181	•• Gasket .....	1
11	PAOZZ	81349	M6363/3-1	•• Lamp, Incandescent .....	1
12	PAOOO	72914	A6348	•• Plate Assy, Wing Li .....	1
13	PAOZZ	72962	68NC3-82	••• Nut, Self-Locking, Cl .....	1
14	XAOZZ	72914	15853-1	•• Plate, Ident .....	1
15	XDOZZ	72914	A1111	•• Nut .....	1
16	PAOZZ	72914	A4149	•• Washer, Flat .....	1
17	PAOZZ	72914	A1783	•• Spring, Helical, Comp .....	1
18	PAOZZ	72914	A-4490-3	•• Terminal Assembly .....	1
19	PAOZZ	72914	A6346	•• Base and Lampholder .....	1
20	PAOZZ	96906	MS24693C50	• Screw, Machine .....	6
21	PAOOO	02731	7-21 1B12034-1	• Light, Recognition, A .....	1
21	PAOOO	02731	7-21 1B12034-2	• Light, Navigational, RH .....	1
22	AOOOO	72914	31-4648-1	•• Lens Assy LH .....	1
22	AOOOO	72914	31-4648-2	•• Lens Assy RH .....	1
23	PAOZZ	72914	SC-087	••• Screw, Lens .....	4
24	PAOZZ	72914	TU-292	••• Insert, Panel Fasten .....	4
25	PAOZZ	96906	MS27183-2	••• Washer, Flat .....	4
26	PAOZZ	80205	MS21042-02	••• Nut, Self-Locking, Ex .....	4
27	PAOZZ	72914	25-1009-1	••• Lens, Light .....	1
28	PAOZZ	72914	31-4652-1	••• Housing, Flash Tube LH .....	1
28	PAOZZ	72914	31-4652-2	••• Housing, Flash Tube RH .....	1
29	PAOZZ	72914	31-3607-1	•• Gasket .....	1
30	PAOOO	72914	31-4646-1	•• Light Indicator (See Fig. 430 for Breakdown) .....	1
31	PAOZZ	96906	MS51957-47	• Screw, Machine .....	4
32	PAOZZ	88044	AN960JD8L	• Washer, Flat .....	4
				END OF FIGURE	



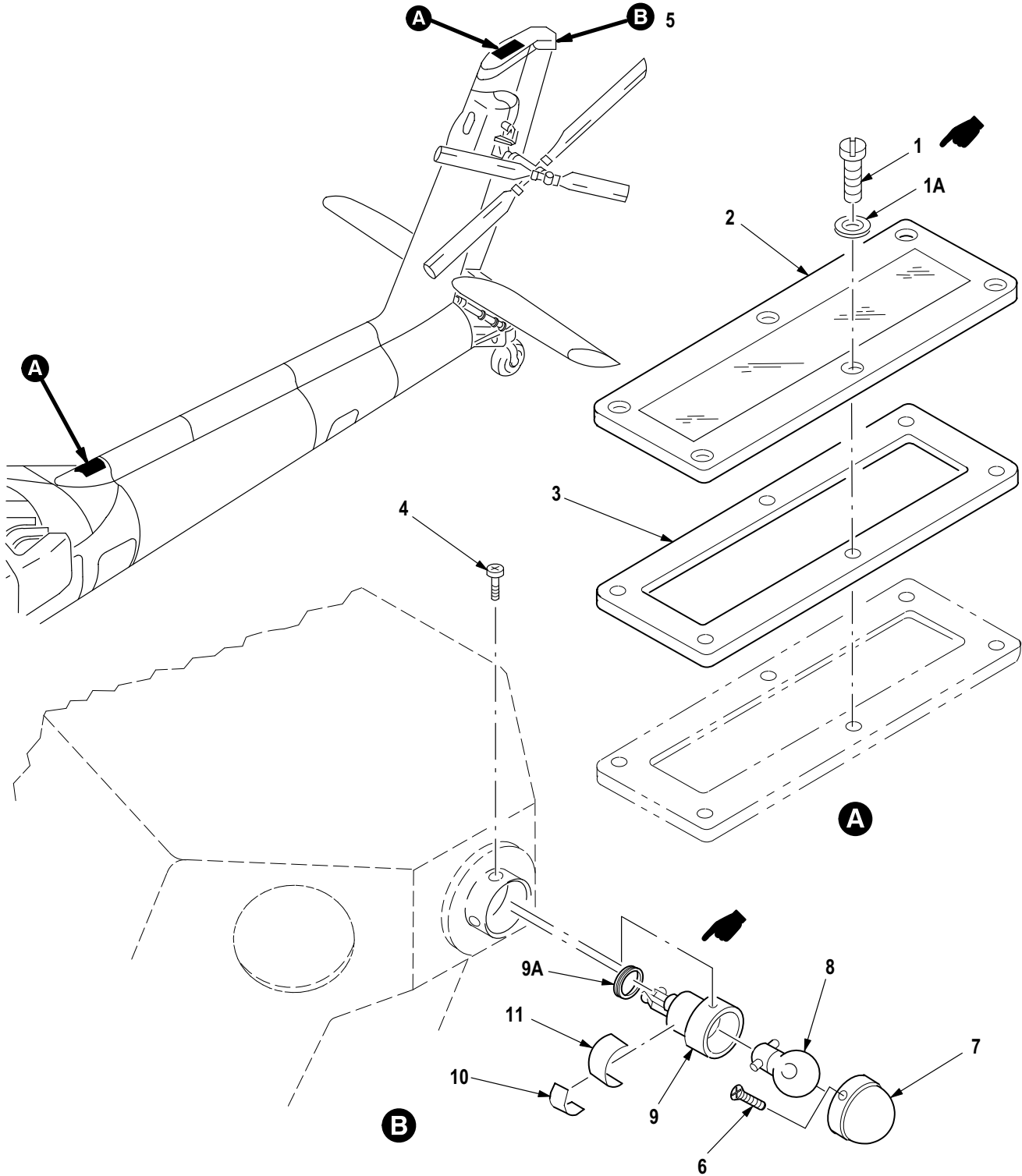
\* SUPPLIED WITH ATTACHED ITEM

M09-1176D

Figure 430. Group 09 Light Subassembly, Anti-Collision  
31-4646-1 (72914)



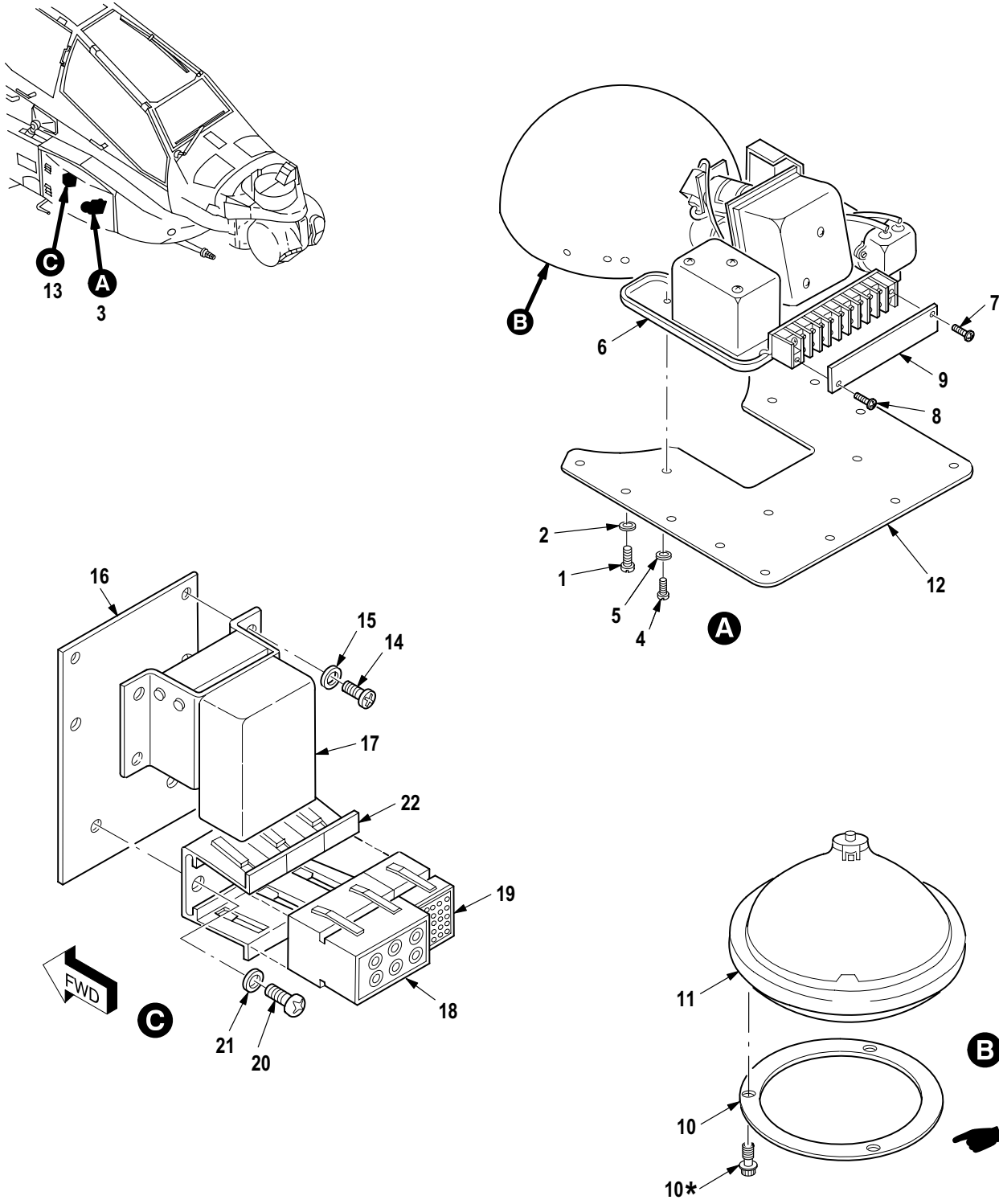
(1) ITEM NO.	(2) SMR CODE	(3) CAGE	(4) PART NUMBER	(5) DESCRIPTION AND USABLE ON CODE (UOC)	(6) QTY
				Group 09 Electrical System Fig. 430 Light Subassembly, Anti-Collision 31-4646-1 (72914) See Fig. 429 for NHA	
1	XDOZZ	72914	MISC142	• Channel, U .....	1
2	PAOZZ	96906	MS24693C51	• Screw, Machine .....	4
3	PAOZZ	96906	MS35338-137	• Washer, Lock .....	4
4	PAOZZ	96906	MS35649-284	• Nut, Plain, Hexagon .....	4
5	PAOZZ	72914	31-4647-1	• Light Sub Assembly L .....	1
6	PAOZZ	96906	MS24693C24	• Screw, Machine .....	5
7	PAOZZ	96906	MS51957-26	• Screw, Machine .....	3
8	PAOZZ	96906	MS35338-136	• Washer, Lock .....	4
9	XAOZZ	72914	11268	• Standoff, Support .....	3
10	PAOZZ	72914	31-4716-1	• Insulator, Plate .....	1
11	PAOZZ	72914	30-0876-5	• Light, Navigational, .....	1
12	XDOZZ	72914	31-3172-7	• Lamp, Flashtube .....	10
13	PAOZZ	96906	MS24693C25	• Screw, Machine .....	2
14	PAOZZ	96906	MS35649-264	• Nut, Plain, Hexagon .....	4
15	PAOZZ	96906	MS51957-14	• Screw, Machine .....	4
16	XAOZZ	96906	MS21043-04	• Nut, Self-Locking, Ex .....	4
17	PAOZZ	72914	C0125	• Connector, Electrica .....	1
18	XAOZZ	72914	31-4650-1	• Support, Connector .....	1
19	XAOZZ	72914	31-4651-1	• Plate, Mounting .....	1
END OF FIGURE					



M09-363F

Figure 431. Group 09 Exterior Light Installation, AFT Fuselage

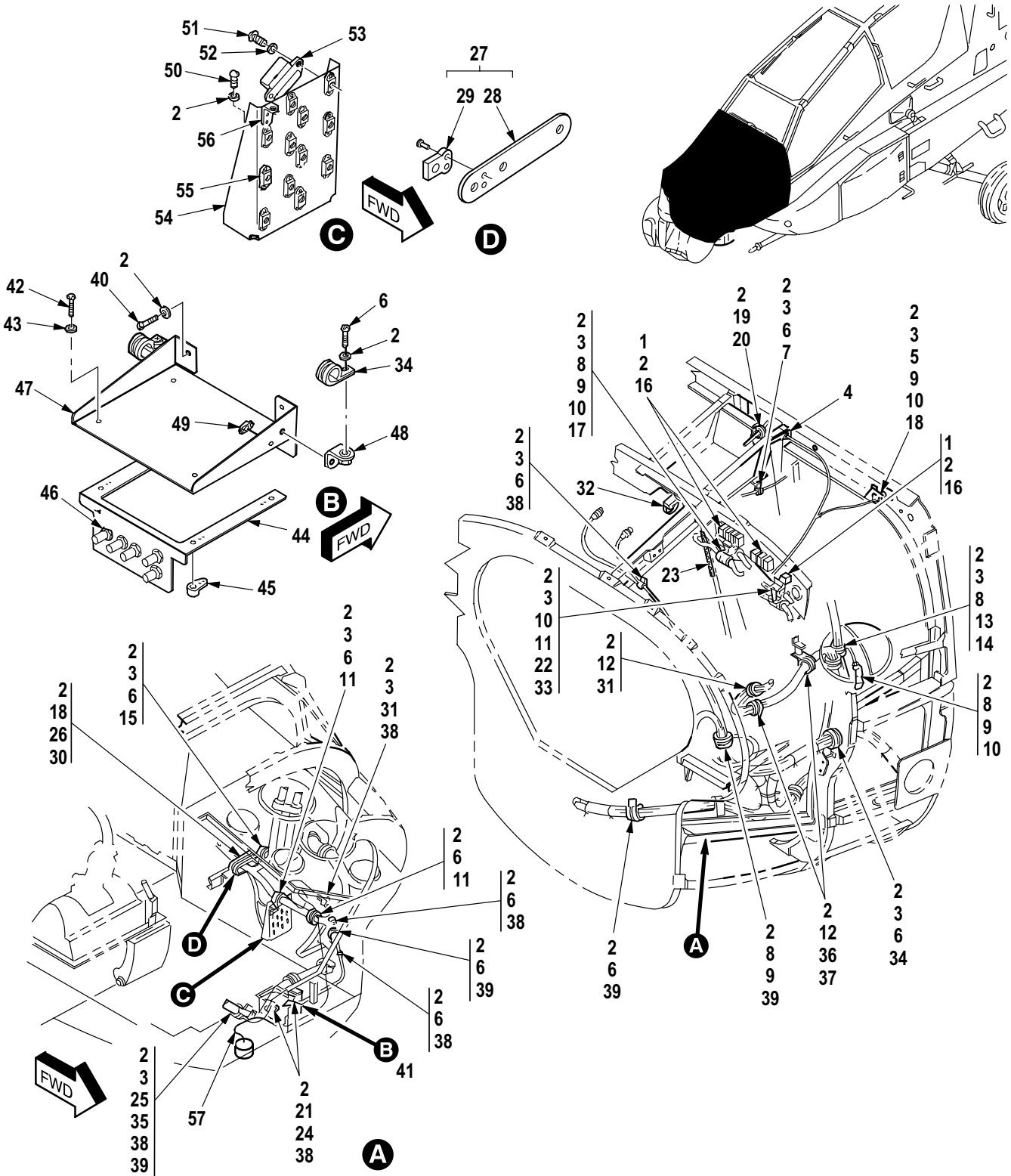
(1) ITEM NO.	(2) SMR CODE	(3) CAGE	(4) PART NUMBER	(5) DESCRIPTION AND USABLE ON CODE (UOC)	(6) QTY
				Group 09 Electrical System Fig. 431 Exterior Light Installation, AFT Fuselage	
1	PAOZZ	96906	MS51958-63	• Screw, Machine .....	6
1A	PAOZZ	88044	AN960JD10L	• Washer, Flat .....	6
2	PAOZZ	02731	7-1 16122050	• Light, Navigational, .....	1
3	PAOZZ	02731	7-21 1B12040-3	• Gasket .....	1
4	PAOZZ	96906	MS51957-27	• Screw, Machine .....	3
5	PAOOO	72914	30-0158-3	• Light, Navigational, .....	1
6	PAOZZ	96906	MS24693-C26	• • Screw, Machine .....	3
7	PAOZZ	72914	12738-123	• • Lens, Light .....	1
8	PAOZZ	58536	A52463-2-10	• • Lamp, Incandescent .....	1
9	XDOZZ	72914	31-0773-1	• • Light Subassy, Navig .....	1
9A	PAOZZ	88044	AN931-12-17	• • Grommet, Nonmetallic .....	1
10	XDOZZ	72914	15853-2	• • Plate, Identificatio .....	1
11	XDOZZ	72914	31-1 102-1	• • Plate, Identificatio .....	1
END OF FIGURE					



M09-369H

Figure 432. Group 09 Electrical Component Installation, Forward Avionics Bay RH

(1) ITEM NO.	(2) SMR CODE	(3) CAGE	(4) PART NUMBER	(5) DESCRIPTION AND USABLE ON CODE (UOC)	(6) QTY
				Group 09 Electrical System Fig. 432 Electrical Component Installation, Forward Avionics Bay RH	
1	PAOZZ	96906	MS51958-62	• Screw, Machine .....	14
2	PAOZZ	88044	AN960JD10L	• Washer, Flat .....	16
3	XCODD	02731	7-31 1B12038	• Light Unit Search .....	1
4	PAOZZ	96906	MS51957-44	•• Screw, Machine .....	4
5	PAOZZ	88044	AN960PD8L	•• Washer, Flat .....	4
6	PAODD	72914	45-0202-1	•• Searchlight .....	1
7	PAOZZ	96906	MS35206-230	••• Screw, Machine .....	1
8	PAOZZ	96906	MS35206-232	••• Screw, Machine .....	2
9	PBOZZ	72914	A6881	••• Cover, Terminal Boar .....	1
10	PAOZZ	72914	46-0972-1	••• Ring Retainer Asse .....	1
11	PAOZZ	96906	MS25241-Q4681	••• Lamp, Incandescent .....	1
12	PAOZZ	02731	7-31 1B12037	•• Plate, Mounting, Sear .....	1
13	AOOOO	02731	7-31 1B12056	• Relay Unit Assy .....	1
14	PAOZZ	96906	MS51957-28	•• Screw, Machine .....	4
15	PAOZZ	80205	NAS620-6L	•• Washer, Flat .....	4
16	PAOZZ	02731	7-31 1B12065	•• Plate, Mounting .....	1
17	PAOZZ	02731	7-21 1B12033	•• Relay, Electromagnet .....	1
18	PAOZZ	02731	HS4737-1202	•• Terminal Junction B .....	1
19	PAOZZ	11139	CTJ122E02D513	•• Terminal Junction B .....	1
20	PAOZZ	80205	NAS603-8	•• Screw, Machine .....	2
21	PAOZZ	88044	AN960JD10L	•• Washer, Flat .....	2
22	PAOZZ	02731	HS4778-103	•• Rack, Electronic Jun .....	1
END OF FIGURE					



M09-1026E

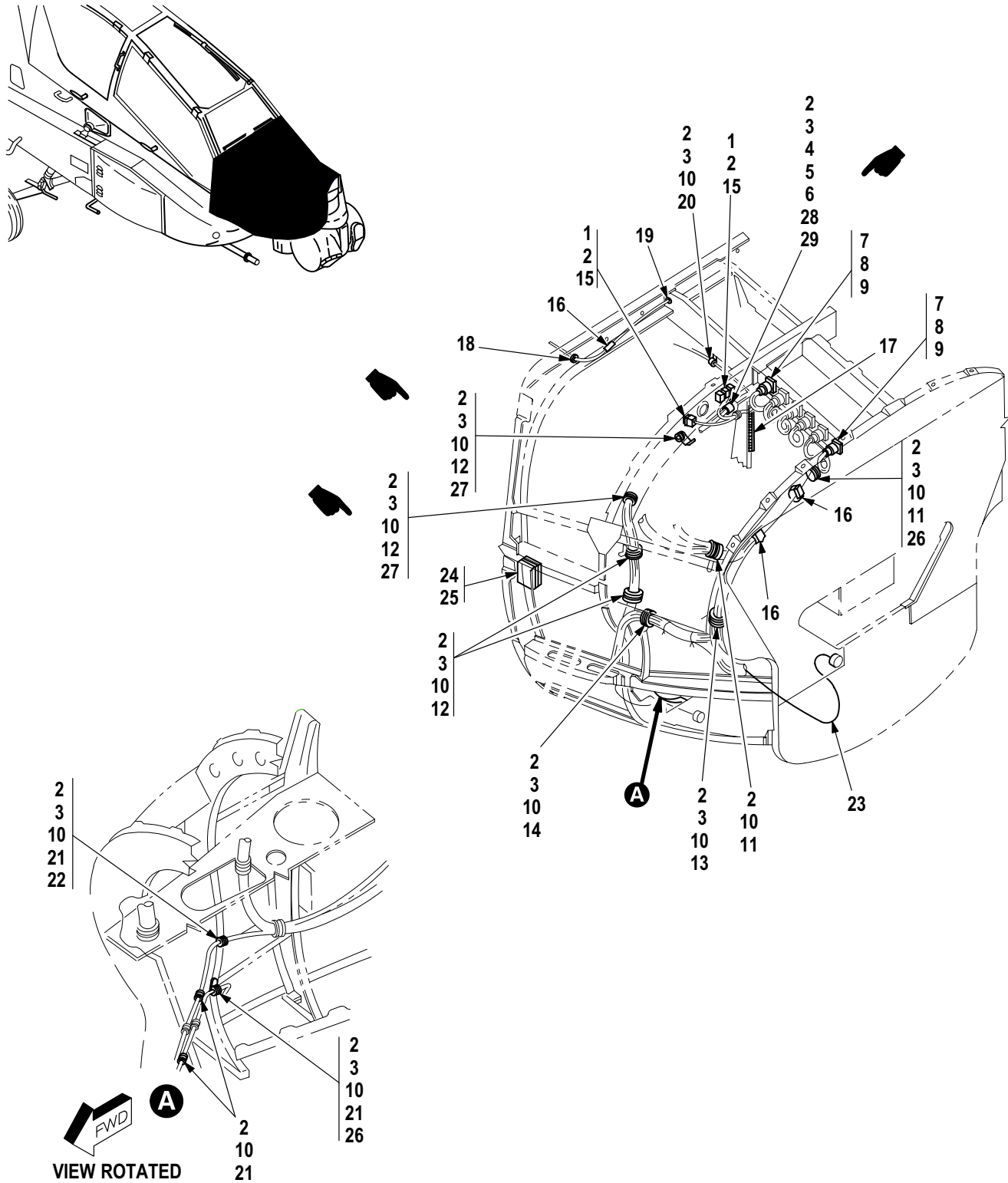
Figure 433. Group 09 Wiring Installation, Nose (FS 35 to FS 57) LH  
7-31 1B26010

(1) ITEM NO.	(2) SMR CODE	(3) CAGE	(4) PART NUMBER	(5) DESCRIPTION AND USABLE ON CODE (UOC)	(6) QTY
				Group 09 Electrical System Fig. 433 Wiring Installation, Nose (FS 35 to FS 57) LH 7-31 1B26010	
1	XDOZZ	02731	HS4789-120	• Terminal Junction B .....	8
2	PAOZZ	88044	AN960JD10L	• Washer, Flat .....	43
3	PAOZZ	80205	MS21042L3	• Nut, Self-Locking, Ex .....	11
4	PAOZZ	96906	MS35489-4	• Grommet, Nonmetallic .....	1
5	PAOZZ	96906	MS35489-5S	• Grommet, Nonmetallic .....	1
6	PAOZZ	80205	NAS1096-3-6	• Screw, Machine .....	25
7	PAOZZ	02731	HS5346-0006	• Clamp, Loop .....	1
8	PAOZZ	80205	NAS1096-3-13	• Screw, Machine .....	3
9	PAOZZ	80205	NAS43DD3-16	• Spacer, Sleeve .....	3
10	PAOZZ	02731	HS5346-0004	• Clamp, Loop .....	3
11	PAOZZ	81349	M85052/1-14	• Clamp, Loop .....	3
12	PAOZZ	02731	HS5346-0012	• Clamp, Loop .....	3
13	XDOZZ	02731	HS5346-0014	• Clamp, Loop .....	1
14	PAOZZ	02731	HS5346-0015	• Clamp, Loop .....	1
15	PAOZZ	02731	HS5346-0003	• Clamp, Loop .....	1
16	PAOZZ	96906	MS21083N3	• Nut, Self-Locking, He .....	8
17	PAOZZ	81349	M85052/1-12	• Clamp, Loop .....	1
18	PAOZZ	80205	NAS1096-3-10	• Screw, Machine .....	3
19	PAOZZ	02731	HS5346-0002	• Clamp, Loop .....	1
20	PAOZZ	80205	NAS1096-3-7	• Screw, Machine .....	1
21	PAOZZ	80205	NAS43DD3-24N	• Spacer, Sleeve .....	2
22	PAOZZ	80205	NAS43DD3-60N	• Spacer, Sleeve .....	1
23	PAOZZ	96906	MS21266-1N	• Grommet, Nonmetallic .....	V
24	PAOZZ	80205	NAS1096-3-14	• Screw, Machine .....	2
25	PAOZZ	80205	NAS1096-3-16	• Screw, Machine .....	1
26	XDOZZ	02731	HS5345-06-04-12	• Clamp, Loop .....	1
27	XDOFF	02731	7-31 1B25125-21	• Clamp, Loop .....	1
28	MFFZZ	02731	7-31 1B25125-23	• Support .....	1
29	PAFZZ	02731	HS4153-02	• Nut, Self-Locking, Pl .....	1
30	PAOZZ	02731	HS4727-3-1	• Screw, Close Toleran .....	1
31	PAOZZ	80205	NAS1096-3-8	• Screw, Machine .....	1
32	MOOZZ	02731	HS5215C118	• Rubber Strip .....	V
33	PAOZZ	80205	NAS1096-3-24	• Screw, Machine .....	1
34	PAOZZ	81349	M85052/1-23	• Clamp, Loop .....	1
35	PAOZZ	80205	NAS43DD3-32N	• Spacer, Sleeve .....	1
36	PAOZZ	80205	NAS43DD3-40	• Spacer, Sleeve .....	2
37	PAOZZ	80205	NAS1096-3-18	• Screw, Machine .....	2
38	PAOZZ	81349	M85052/1-4	• Clamp, Loop .....	7
39	PAOZZ	81349	M85052/1-20	• Clamp, Loop .....	5
40	PAOZZ	80205	NAS603-8P	• Screw, Machine .....	5
41	AOOOO	02731	7-31 1B25198	• Bracket Assembly, Re .....	1
42	PAOZZ	80205	NAS603-7P	• Screw, Machine .....	4
43	PAOZZ	88044	AN960JD10L	• Washer, Flat .....	4
44	PAOOO	02731	7-31 1B25197-5	• Bracket, Mounting .....	1
45	PAOZZ	96906	MS21071L3	• Nut, Self-Locking, Pl .....	4
46	PAOZA	81349	M39012/61-4001	• Connector, Receptacl .....	5
47	PAOOO	02731	7-31 1B25197-3	• Bracket, Mounting .....	1
48	PAOZZ	02731	HS4592-1D6-6	• Bracket, Angle .....	2

(1) ITEM NO.	(2) SMR CODE	(3) CAGE	(4) PART NUMBER	(5) DESCRIPTION AND USABLE ON CODE (UOC)	(6) QTY
49	PAOZZ	96906	MS21075-L3	••• Nut, Self-Locking, Pl .....	1
50	PAOZZ	80205	NAS603-10P	• Screw, Machine .....	4
51	PAOZZ	80205	NAS600-7P	• Screw, Machine .....	12
52	PAOZZ	80205	NAS620C4L	• Washer, Flat .....	12
53	PAOZZ	02731	7-31 1F00004	• Data Link, Multiplex .....	6
54	PAOOO	02731	7-21 1B25073-11	• Bracket Assy, Data L .....	1
55	PAOZZ	96906	MS21075L04E	•• Nut, Self-Locking, Pl .....	12
56	PAOZZ	88044	AN743-13	•• Bracket, Angle .....	1
57	MOOOO	81996	5595-CAB39-001-1	Cable Assembly, Radi .....	1
END OF FIGURE					





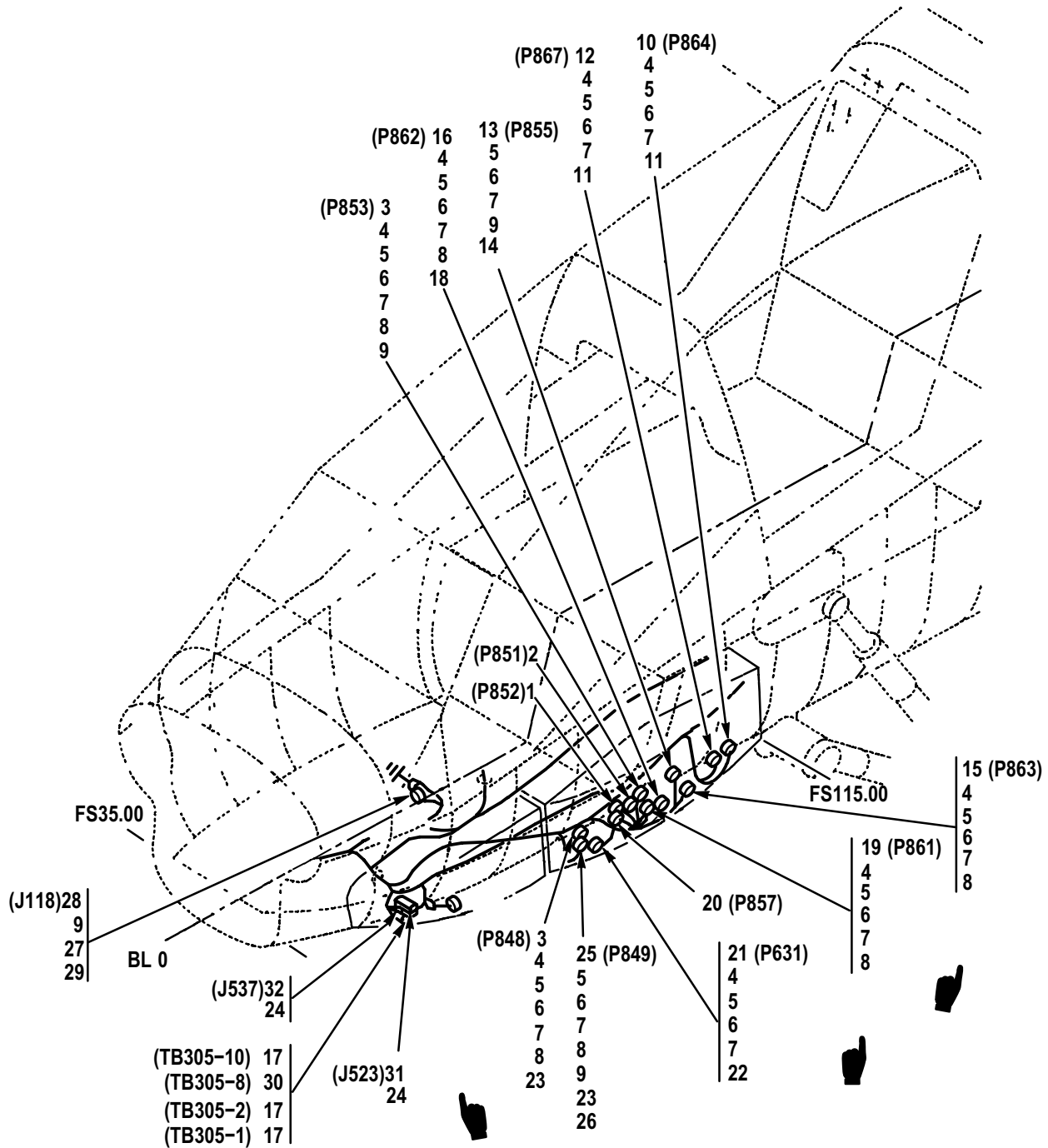


M09-1027G

Figure 434. Group 09 Wiring Installation, Nose (FS 35 to FS 57) RH  
7-31 1B26010

(1) ITEM NO.	(2) SMR CODE	(3) CAGE	(4) PART NUMBER	(5) DESCRIPTION AND USABLE ON CODE (UOC)	(6) QTY
				Group 09 Electrical System Fig. 434 Wiring Installation, Nose (FS 35 to FS 57) RH 7-31 1B26010	
1	XDOZZ	02731	HS4789-120	• Terminal Junction B .....	4
2	PAOZZ	88044	AN960JD10L	• Washer, Flat .....	19
3	PAOZZ	80205	MS21042L3	• Nut, Self-Locking, Ex .....	10
4	PAOZZ	80205	NAS1096-3-8	• Screw, Machine .....	1
5	PAOZZ	02731	HS5346-0008	• Clamp, Loop .....	1
6	PAOZZ	81349	M85052/1-13	• Clamp, Loop .....	1
7	PAOZZ	80205	NAS600-7P	• Screw, Machine .....	12
8	PAOZZ	80205	NAS620C4L	• Washer, Flat .....	12
9	PAOZZ	02731	7-31 1F00004	• Data Link, Multiplex .....	6
10	PAOZZ	80205	NAS1096-3-6	• Screw, Machine .....	4
11	PAOZZ	02731	HS5346-0012	• Clamp, Loop .....	3
12	PAOZZ	81349	M85052/1-12	• Clamp, Loop .....	3
13	PAOZZ	81349	M85052/1-20	• Clamp, Loop .....	2
14	PAOZZ	81349	M85052/1-16	• Clamp, Loop .....	1
15	PAOZZ	96906	MS21083N3	• Nut, Self-Locking, He .....	4
16	MOOZZ	02731	HS5215C118	• Rubber Strip .....	V
17	PAOZZ	96906	MS21266-1N	• Grommet, Nonmetallic .....	V
18	PAOZZ	96906	MS35489-5S	• Grommet, Nonmetallic .....	1
19	PAOZZ	96906	MS35489-4	• Grommet, Nonmetallic .....	1
20	PAOZZ	02731	HS5346-0005	• Clamp, Loop .....	1
21	PAOZZ	81349	M85052/1-4	• Clamp, Loop .....	6
22	PAOZZ	81349	M85052/1-6	• Clamp, Loop .....	1
23	MOOOO	81996	5595-CAB39-001-2	• Cable Assembly, Radi .....	1
24	PAOZZ	80205	NAS1096-3-16	• Screw, Machine .....	32
25	PAOZZ	88044	AN960JD6L	• Washer, Flat .....	2
26	PAOZZ	80205	NAS620A10L	• Washer, Flat .....	2
27	PAOZZ	02731	HS5773DC13NB	• Clamp, Loop A/C With MWO 1-1520-238-50-49 Incorporated .....	2
28	XDOZZ	8V613	HS5773DC14NB	• Clamp, Loop A/C With MWO 1-1520-238-50-49 Incorporated .....	1
29	PAOZZ	02731	HS5773DC10NB	• Clamp, Loop A/C With MWO 1-1520-238-50-49 Incorporated .....	1
END OF FIGURE					

WIRE HARNESS W255 (PART 1)

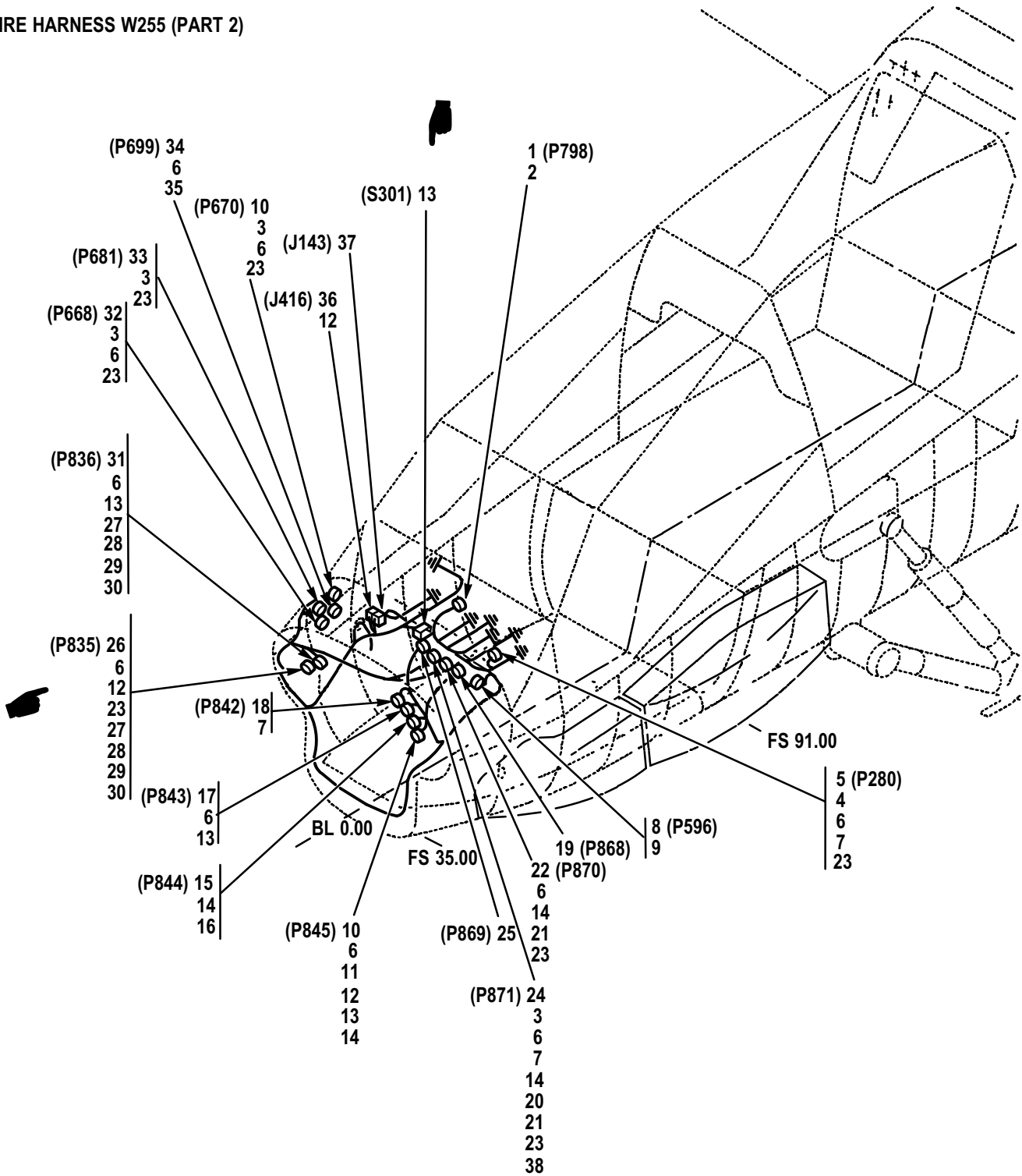


M09-997E

Figure 435. Group 09 Wiring Harness, W255 (Part 1)  
7-31 1B24255-021

(1) ITEM NO.	(2) SMR CODE	(3) CAGE	(4) PART NUMBER	(5) DESCRIPTION AND USABLE ON CODE (UOC)	(6) QTY
				Group 09 Electrical System Fig. 435 Wiring Harness, W255 (Part 1) 7-31 1B24255-021	
1	PAOZZ	02731	HS4895-402	• Connector, Plug, Elec .....	1
2	PAOZZ	02731	HS4895-401	• Connector, Plug, Elec .....	1
3	PAOZZ	96906	MS27467T25B35S	• Connector, Plug, Elec .....	2
4	PAOZZ	81349	M83519/2-8	• Splice, Conductor .....	18
5	PAOZZ	96906	MS51957-17	• Screw, Machine .....	10
6	PAOZZ	80205	NAS620C4	• Washer, Flat .....	20
7	PAOZZ	96906	MS21045C04	• Nut, Self-Locking, He .....	10
8	PAOZZ	02731	HS5319-2240	• Clamp, Cable, Electri .....	6
9	PAOZZ	81343	M81824/1-2	• Splice, Conductor .....	36
10	PAOZZ	96906	MS3476W20-41P	• Connector, Plug, Elec .....	1
11	PAOZZ	02731	HS5319-1200	• Clamp, Cable, Electri .....	2
12	PAOZZ	81349	M83723/77W20418	• Connector, Plug, Elec .....	1
13	XDOZZ	96906	MS27467T17B8S	• Connector, Plug, Elec .....	1
14	PAOZZ	02731	HS5319-2160	• Clamp, Cable, Electri .....	2
15	XDOZZ	96906	MS27467T25B35SC	• Connector, Plug, Elec .....	1
16	XDOZZ	96906	MS27467T25B35SB	• Connector, Plug, Elec .....	1
17	PAOZZ	02731	HS4737-2004	• Contact Assembly, EI Module .....	3
18	PAOZZ	81349	M83519/1-3	• Splice, Conductor .....	36
19	XDOZZ	96906	MS27467T25B35SA	• Connector, Plug, Elec .....	1
20	PAOZZ	02731	HS4895-403	• Connector, Plug, Elec .....	2
21	PAOZZ	02731	HS5037-1300	• Connector Body, Plug .....	1
22	PAOZZ	02731	HS5319-1 140	• Clamp, Cable, Electri .....	1
23	PAOZZ	81349	M81824/1-1	• Splice, Conductor .....	2
24	PAOZZ	81349	M83519/2-13	• Splice, Conductor .....	2
25	PAOZZ	96906	MS27467T25B43S	• Connector, Plug, Elec .....	1
26	PAOZZ	81349	M81824/1-3	• Splice, Conductor .....	1
27	PAOZZ	81349	M85049/31-18W	• Adapter, Cable Clamp .....	1
28	PAOZZ	81349	M83723/71W1831N	• Connector, Receptacl .....	1
29	PAOZZ	81349	M83519/2-10	• Splice, Conductor .....	2
30	PAOZZ	81755	C8713-20-1 11	• Terminal Junction B .....	1
31	XDOZZ	02731	HS5239A2120W	• Connector, Receptacl .....	3
32	XDOZZ	02731	HS5239B2120W	• Connector, Receptacl .....	1
END OF FIGURE					

WIRE HARNESS W255 (PART 2)

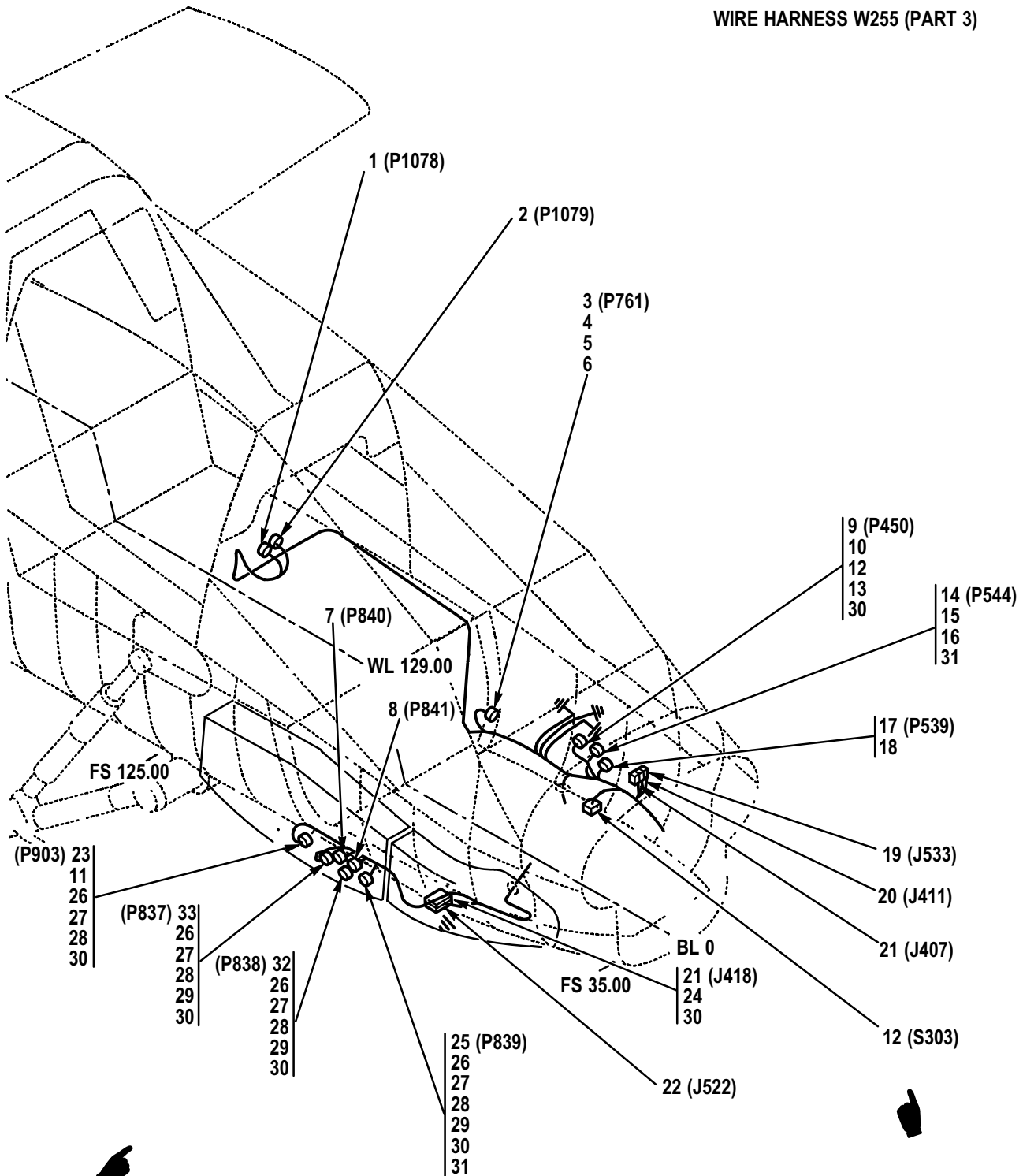


M09-998E

Figure 436. Group 09 Wiring Harness, W255 (Part 2)  
7-31 1B24255-021

(1) ITEM NO.	(2) SMR CODE	(3) CAGE	(4) PART NUMBER	(5) DESCRIPTION AND USABLE ON CODE (UOC)	(6) QTY
				Group 09 Electrical System Fig. 436 Wiring Harness, W255 (Part 2) 7-31 1B24255-021	
1	XDOZZ	96906	MS3476W10-6S	• Connector, Plug, Elec .....	1
2	XDOZZ	81349	M85049/31-10A	• Adapter, Cable Clamp .....	1
3	PAOZZ	81349	M81824/1-1	• Splice, Conductor .....	15
4	PAOZZ	81349	M85049/31-22A	• Clamp, Cable, Electri .....	1
5	PAOZZ	81349	M83723/75W22556	• Connector, Plug, Elec .....	1
6	PAOZZ	81349	M83519/2-8	• Splice, Conductor .....	36
7	PAOZZ	81349	M81824/1-3	• Splice, Conductor .....	11
8	PAOZZ	81349	M83723/75W1212N	• Connector, Plug, Elec .....	1
9	PAOZZ	81349	M85049/31-12A	• Adapter, Cable Clamp .....	1
10	PAOZZ	96906	MS27467T25B35S	• Connector, Plug, Elec .....	2
11	PAOZZ	81349	M85049/49-2-24W	• Clamp, Cable, Electri .....	1
12	PAOZZ	81349	M83519/2-13	• Splice, Conductor .....	2
13	PAOZZ	81349	M83519/1-3	• Splice, Conductor .....	4
14	PAOZZ	96906	MS35275-245	• Screw, Machine .....	8
15	XDOZZ	96906	MS27467T23B35S	• Connector, Plug, Elec .....	1
16	PAOZZ	81349	M85049/49-2-22W	• Clamp, Cable, Electri .....	1
17	XDOZZ	96906	MS27467T23B35SA	• Connector, Plug, Elec .....	1
18	XDOZZ	96906	MS27467T25B4S	• Connector, Plug, Elec .....	1
19	PAOZZ	02731	HS4895-201	• Contact, Electrical .....	1
20	PAOZZ	02731	HS5077-4003	• Cap, Electrical .....	1
21	PAOZZ	81349	M85049/49-2-20W	• Clamp, Cable, Electri .....	2
22	XDOZZ	96906	MS27467T21B35SA	• Connector, Plug, Elec .....	1
23	PAOZZ	81343	M81824/1-2	• Splice, Conductor .....	21
24	XDOZZ	96906	MS27467T21B35S	• Connector, Plug, Elec .....	1
25	PAOZZ	02731	HS4895-202	• Connector, Plug, Elec .....	1
26	XDOZZ	96906	MS27467T23B53S	• Connector, Plug, Elec .....	1
27	PAOZZ	96906	MS51957-17	• Screw, Machine .....	2
28	PAOZZ	80205	NAS620C4	• Washer, Flat .....	4
29	PAOZZ	96906	MS21045C04	• Nut, Self-Locking, He .....	2
30	PAOZZ	02731	HS5319-2220	• Clamp, Cable, Electri .....	2
31	XDOZZ	96906	MS27467T23B53SA	• Connector, Plug, Elec .....	1
32	XDOZZ	96906	MS27467T25B35SC	• Connector, Plug, Elec .....	1
33	XDOZZ	96906	MS27467T25B35SA	• Connector, Plug, Elec .....	1
34	XDOZZ	96906	MS27467T25B35SB	• Connector, Plug, Elec .....	1
35	PAOZZ	02731	HS4946-59	• Splice, Conductor .....	1
36	XDOZZ	02731	HS5239A2110W	• Connector, Receptacl .....	1
37	XDOZZ	02731	HS5239A2421W	• Connector, Receptacl .....	1
38	PAOZZ	80205	NAS43HT3-8	• Spacer, Sleeve .....	1
END OF FIGURE					

WIRE HARNESS W255 (PART 3)



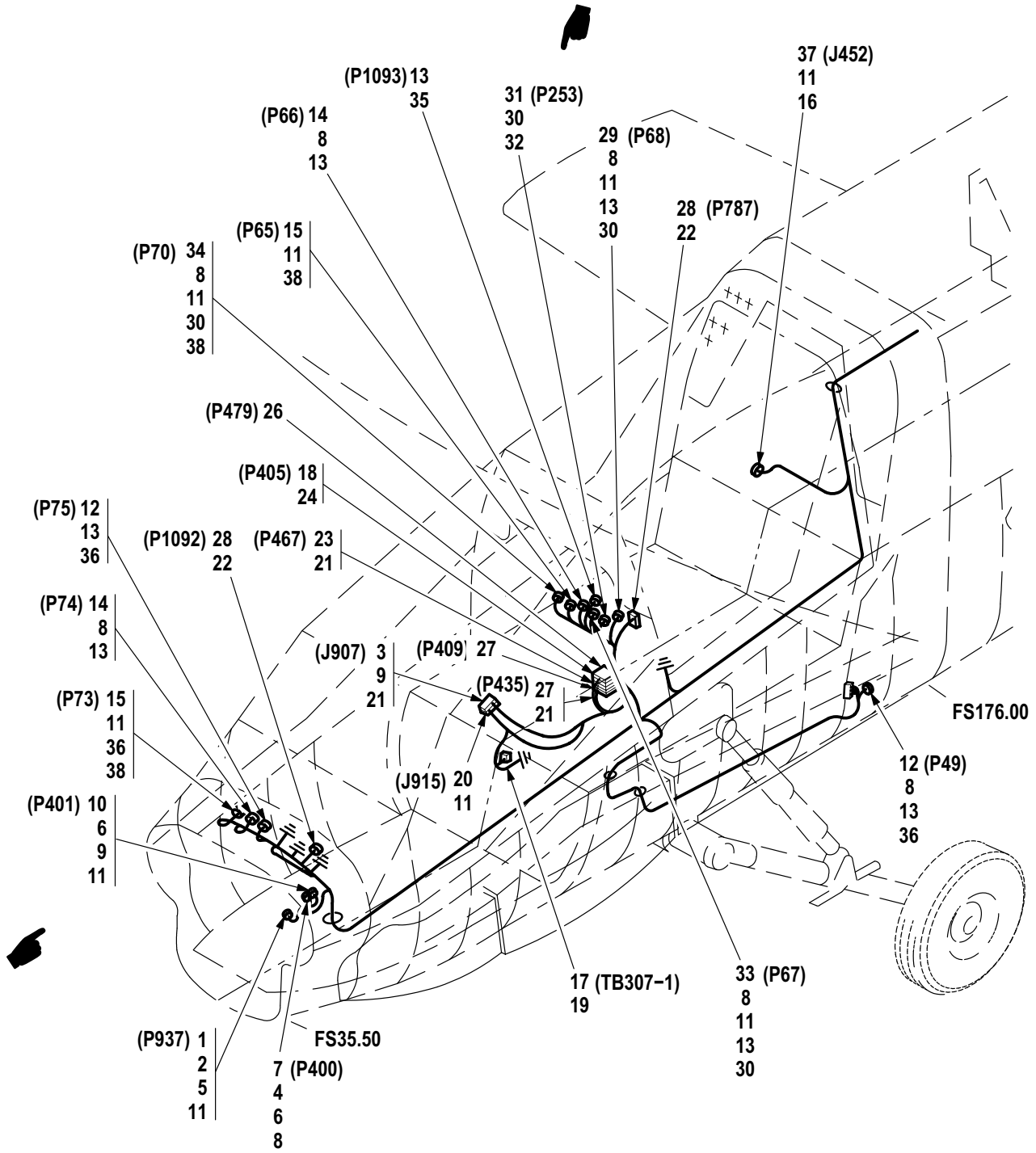
M09-999D

Figure 437. Group 09 Wiring Harness, W255 (Part 3)  
7-31 1B24255-021



(1) ITEM NO.	(2) SMR CODE	(3) CAGE	(4) PART NUMBER	(5) DESCRIPTION AND USABLE ON CODE (UOC)	(6) QTY
				Group 09 Electrical System Fig. 437 Wiring Harness, W255 (Part 3) 7-31 1B24255-021	
1	PAOZZ	02731	HS4895-202	• Connector, Plug, Elec . . . . .	1
2	PAOZZ	02731	HS4895-201	• Contact, Electrical . . . . .	1
3	XDOZZ	96906	MS27467T15B97P	• Connector, Plug, Elec . . . . .	2
4	PAOZZ	02731	HS4946-26	• Splice, Conductor . . . . .	2
5	PAOZZ	81349	M81824/1-3	• Splice, Conductor . . . . .	2
6	PAOZZ	02731	HS5077-4003	• Cap, Electrical . . . . .	4
7	PAOZZ	02731	HS4895-402	• Connector, Plug, Elec . . . . .	1
8	PAOZZ	02731	HS4895-401	• Connector, Plug, Elec . . . . .	1
9	PAOZZ	81349	M24308/2-2	• Connector, Receptacl . . . . .	1
10	XDOZZ	81349	M85049/48-1-2F	• Shield, Electrical C . . . . .	1
11	XDOZZ	02731	HS5319-2160	• Clamp, Cable, Electri . . . . .	1
12	PAOZZ	81349	M83519/1-3	• Splice, Conductor . . . . .	1
13	PAOZZ	02731	HS4948-1550	• Stud . . . . .	2
14	PAOZZ	81349	M83723/75W1624N	• Connector, Plug, Elec . . . . .	1
15	PAOZZ	81349	M85049/31-16W	• Adapter, Cable Clamp . . . . .	1
16	PAOZZ	81349	M81824/1-1	• Splice, Conductor . . . . .	1
17	XDOZZ	81349	M83723/75W1831N	• Connector, Plug, Elec . . . . .	1
18	PAOZZ	81349	M85049/31-18W	• Adapter, Cable Clamp . . . . .	1
19	XDOZZ	02731	HS5239D2122W	• Connector, Receptacl . . . . .	1
20	XDOZZ	02731	HS5239C2120W	• Connector, Receptacl . . . . .	1
21	XDOZZ	02731	HS5239A2120W	• Connector, Receptacl . . . . .	2
22	XDOZZ	96906	MS27656T15B97P	• Connector, Receptacl . . . . .	1
23	XDOZZ	96906	MS27467T17B6P	• Connector, Plug, Elec . . . . .	1
24	PAOZZ	81349	M83519/2-13	• Splice, Conductor . . . . .	5
25	XDOZZ	96906	MS27467T25B4S	• Connector, Plug, Elec . . . . .	1
26	PAOZZ	96906	MS51957-17	• Screw, Machine . . . . .	4
27	PAOZZ	80205	NAS620C4	• Washer, Flat . . . . .	8
28	PAOZZ	96906	MS21045C04	• Nut, Self-Locking, He . . . . .	4
29	PAOZZ	02731	HS5319-2240	• Clamp, Cable, Electri . . . . .	3
30	PAOZZ	81349	M83519/2-8	• Splice, Conductor . . . . .	18
31	PAOZZ	81343	M81824/1-2	• Splice, Conductor . . . . .	3
32	XDOZZ	96906	MS27467T25B35SA	• Connector, Plug, Elec . . . . .	1
33	PAOZZ	96906	MS27467T25B35S	• Connector, Plug, Elec . . . . .	1
END OF FIGURE					

WIRE HARNESS W261 (PART 1)

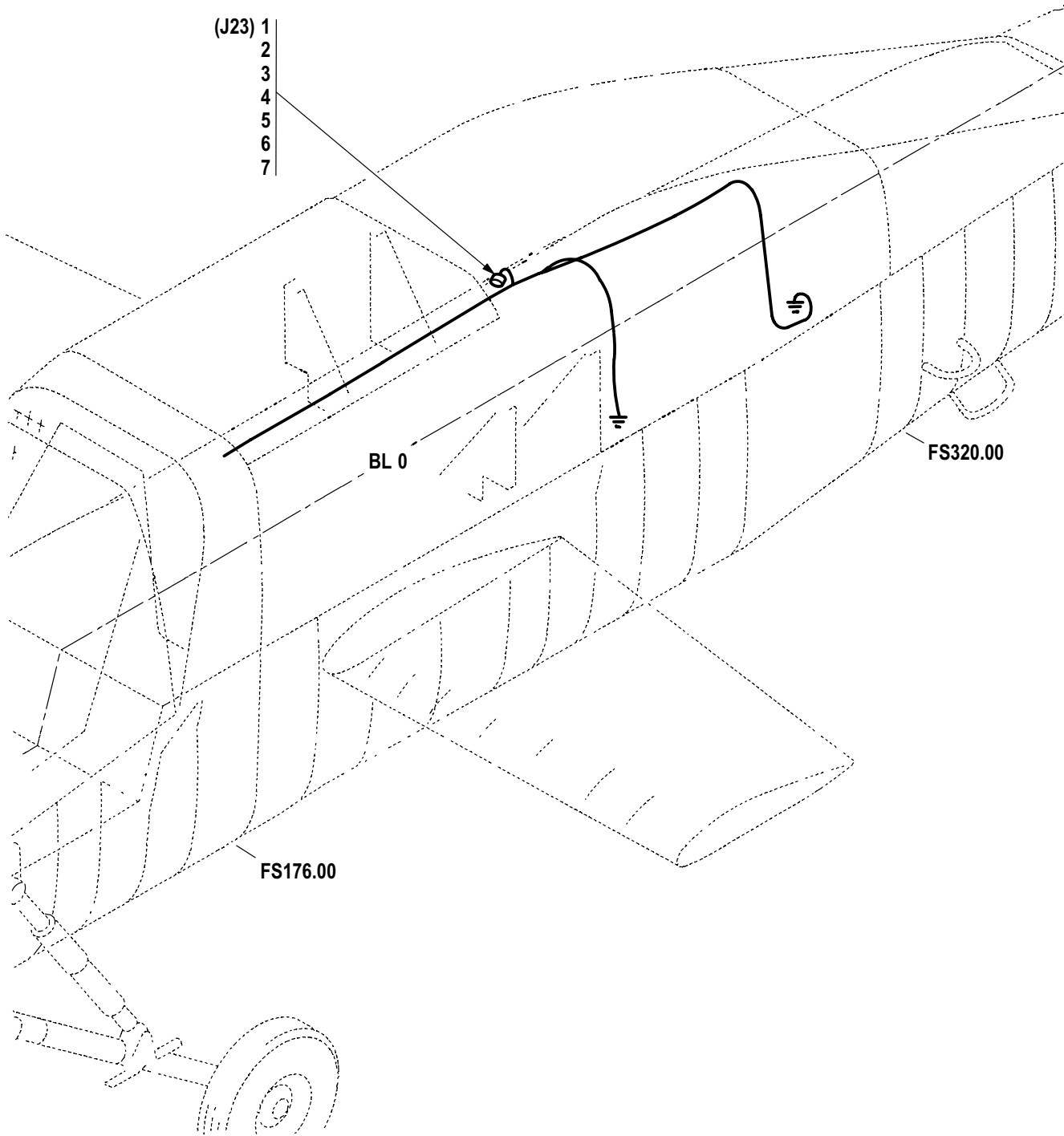


M09-989F

Figure 438. Group 09 Wiring Harness, W261 (Part 1)  
7-31 1B24261-023

(1) ITEM NO.	(2) SMR CODE	(3) CAGE	(4) PART NUMBER	(5) DESCRIPTION AND USABLE ON CODE (UOC)	(6) QTY
				Group 09 Electrical System Fig. 438 Wiring Harness, W261 (Part 1) 7-31 1B24261-023	
1	PAOZZ	96906	MS3476W14-19S	• Connector, Plug, Elec .....	1
2	PAOZZ	81349	M85049/31-14W	• Adapter, Cable Clamp .....	1
3	PAOZZ	02731	HS5239H2122W	• Connector, Receptacl .....	2
4	PAOZZ	02731	HS4800-120	• Terminal Junction B .....	2
5	PAOZZ	02731	HS4946-59	• Splice, Conductor .....	1
6	PAOZZ	31461	10554R24G55	• Clamp, Cable, Electri .....	2
7	PAOZZ	81349	M83723/75W2461N	• Connector, Plug, Elec .....	1
8	PAOZZ	81349	M83519/1-3	• Splice, Conductor .....	2
9	XDOZZ	02731	HS4800-220	• Terminal Junction B .....	2
10	PAOZZ	81349	M83723/75W24616	• Connector, Plug, Elec .....	1
11	PAOZZ	81349	M83519/2-8	• Splice, Conductor .....	15
12	XDOZZ	81349	M83723/75W1831N	• Connector, Plug, Elec .....	3
13	PAOZZ	81349	M85049/31-18W	• Adapter, Cable Clamp .....	6
14	PAOZZ	81349	M83723/75W18316	• Connector, Plug, Elec .....	2
15	PAOZZ	81349	M83723/75W1624N	• Connector, Plug, Elec .....	2
16	PAOZZ	81349	M83519/2-10	• Splice, Conductor .....	2
17	PAOZZ	09205	149004-2	• Terminal Junction B .....	1
18	XDOZZ	02731	HS5239H1220W	• Connector, Receptacl .....	2
19	PAOZZ	02731	HS4786-217	• Ferrule, Metallic Sh .....	2
20	XDOZZ	02731	HS5239D2120W	• Connector, Receptacl .....	1
21	PAOZZ	02731	HS5239-9220	• Connector, Receptacl .....	3
22	PAOZZ	81349	M24308/25-9	• Retainer, Electrical .....	4
23	XDOZZ	02731	HS5239K1220W	• Connector, Plug, Elec .....	1
24	PAOZZ	02731	HS5239-9221	• Connector, Receptacl .....	1
25	XDOZZ	02731	HS5239P1220W	• Connector, Receptacl .....	1
26	MOOZZ	02731	HS5239J1220W	• Connector, Plug, Elec .....	1
27	XDOZZ	02731	HS5239B1222W	• Connector, Plug, Elec .....	1
28	PAOZZ	81349	M24308/2-2	• Connector, Receptacl .....	2
29	PAOZZ	81349	M83723/75W18319	• Connector, Plug, Elec .....	1
30	PAOZZ	81349	M83519/2-7	• Splice, Conductor .....	9
31	PAOZZ	81349	M83723/75W16247	• Connector, Plug, Elec .....	1
32	PAOZZ	81349	M85049/52-1-16W	• Clamp, Cable, Electri .....	1
33	PAOZZ	81349	M83723/75W1831Y	• Connector, Plug, Elec .....	1
34	PAOZZ	81349	M83723/75W16246	• Connector, Plug, Elec .....	1
35	PAOZZ	02731	HS5319-1 180	• Clamp, Cable, Electri .....	1
36	PAOZZ	81343	M81824/1-2	• Splice, Conductor .....	3
37	XDOZZ	96906	MS27656T13B8P	• Connector, Receptacl .....	1
38	PAOZZ	81349	M85049/31-16W	• Adapter, Cable Clamp .....	3
END OF FIGURE					

WIRE HARNESS W261 (PART 2)



M09-990D

Figure 439. Group 09 Wiring Harness, W261 (Part 2)  
7-31 1B24261-023

(1) ITEM NO.	(2) SMR CODE	(3) CAGE	(4) PART NUMBER	(5) DESCRIPTION AND USABLE ON CODE (UOC)	(6) QTY
				Group 09 Electrical System Fig. 439 Wiring Harness, W261 (Part 2) 7-31 1B24261-023	
1	PAOZZ	81349	M83723/82W24616	• Connector, Receptacl .....	1
2	PAOZZ	81349	M85049/31-24W	• Adapter, Cable Clamp .....	1
3	PAOZZ	81349	M81824/1-1	• Splice, Conductor .....	2
4	PAOZZ	81343	M81824/1-2	• Splice, Conductor .....	2
5	PAOZZ	81349	M83519/1-3	• Splice, Conductor .....	2
6	PAOZZ	81349	M83519/2-10	• Splice, Conductor .....	2
7	PAOZZ	81349	M83519/2-8	• Splice, Conductor .....	20
END OF FIGURE					



(1) ITEM NO.	(2) SMR CODE	(3) CAGE	(4) PART NUMBER	(5) DESCRIPTION AND USABLE ON CODE (UOC)	(6) QTY
				Group 09 Electrical System Fig. 440 Wiring Harness 7-31 1B26041	
1	MOOZZ	02731	HS5215C118	• Rubber Strip . . . . .	V
2	XCOOO	02731	7-31 1B24643-009	Wire Harness . . . . .	1
3	XDOZZ	02731	HS5414A1120	• Connector, Receptacl . . . . .	1
4	PAOZZ	96906	MS24523-27	• Switch, Toggle . . . . .	1
5	PAOOO	02731	HS4167-5	• Switch, Push-Pull . . . . .	1
6	PAOOO	02731	HS4167-6	• Switch, Push-Pull . . . . .	1
7	PAOZZ	02731	HS4167-1	•• Handle, Switch (U/O P/N HS4167-5) . . . . .	1
7	PAOZZ	02731	HS4167-2	•• Handle, Switch (U/O P/N HS4167-6) . . . . .	1
8	PAOZZ	02731	HS4167-4	•• Switch, Push-Pull . . . . .	8
9	PAOZZ	96906	MS25237-327	•• Lamp, Incandescent . . . . .	4
10	XCOOO	02731	7-31 1B24640-007	Wire Harness . . . . .	1
11	PAOZZ	02731	HS5414A1112	• Connector, Receptacl . . . . .	1
12	XCOOO	02731	7-31 1B24641-007	Wire Harness . . . . .	1
13	PAOZZ	02731	HS5414B1112	• Connector, Receptacl . . . . .	1
END OF FIGURE					

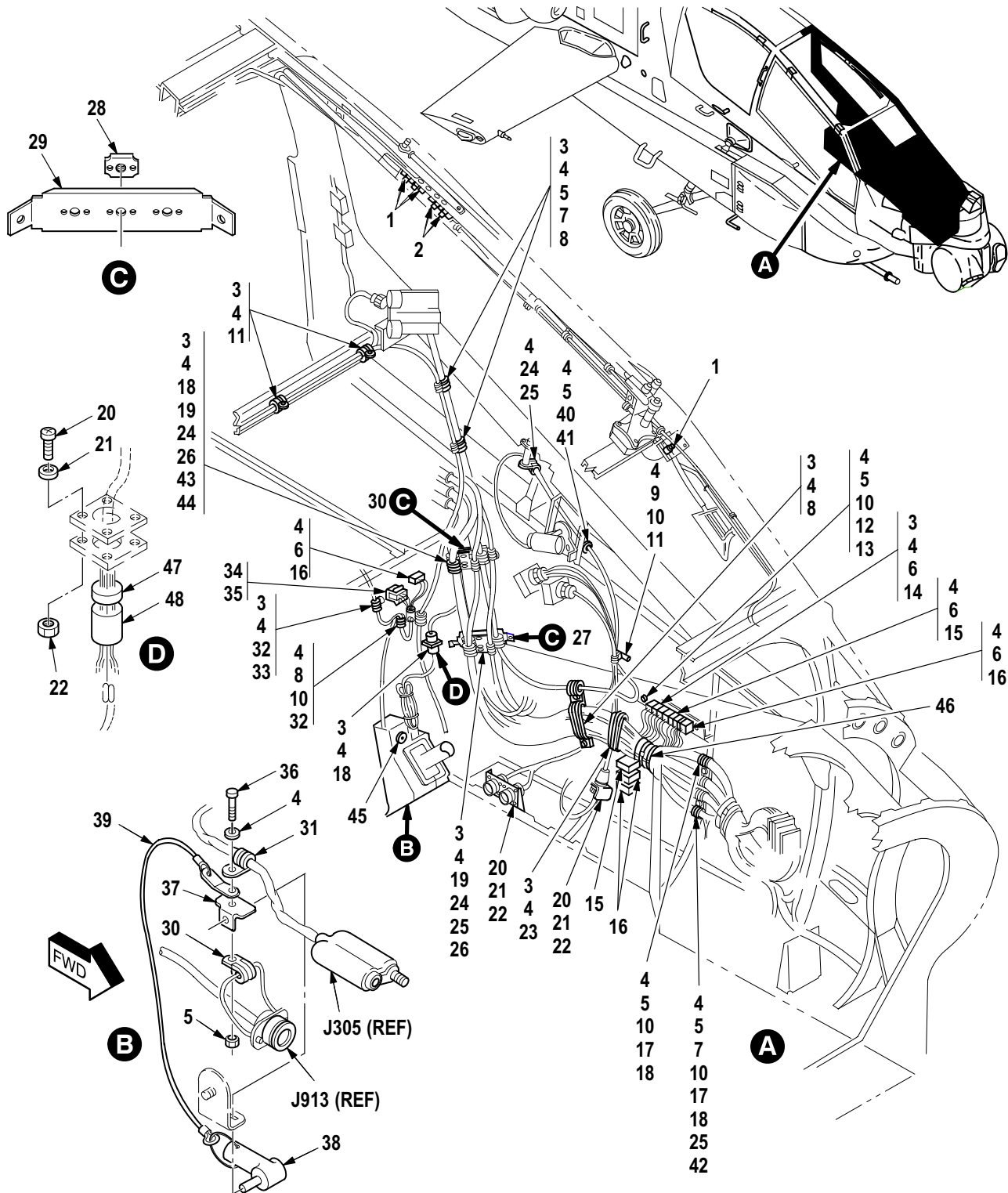


Figure 441. Group 09 Wiring Installation, Copilot/Gunner Console LH  
 7-31 1B26011 (Usbl Eff 82-23355 thru 88-0199)  
 7-31 1B26011-601 (Usbl Eff 88-0200 and Subs)

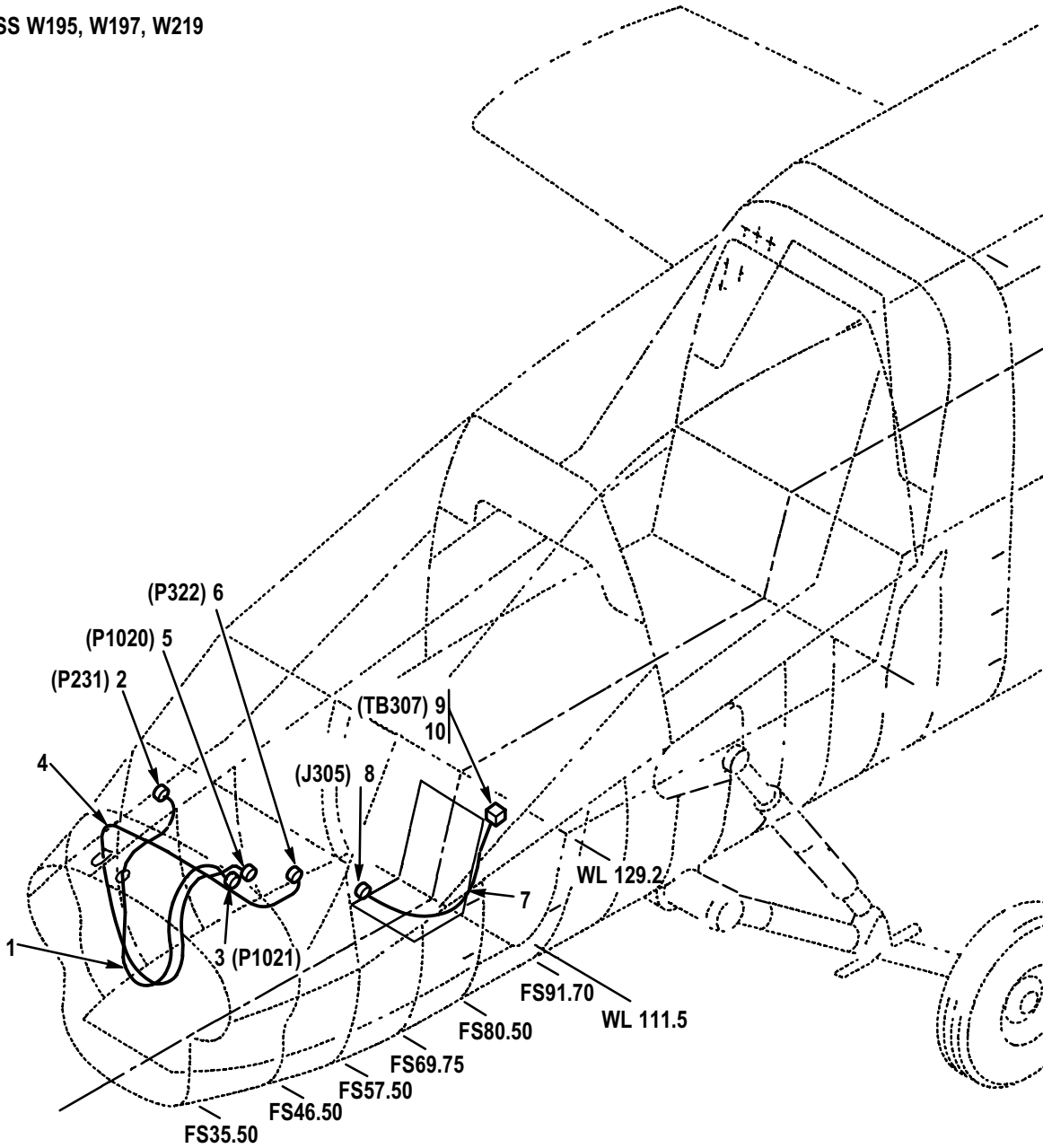


(1) ITEM NO.	(2) SMR CODE	(3) CAGE	(4) PART NUMBER	(5) DESCRIPTION AND USABLE ON CODE (UOC)	(6) QTY
				Group 09 Electrical System Fig. 441 Wiring Installation, Copilot/Gunner Console LH 7-31 1B26011 (Usbl Eff 82-23355 thru 88-0199) 7-31 1B26011-601 (Usbl Eff 88-0200 and Subs)	
1	XDOZZ	02731	HS4869-1601	• Terminal, Stud .....	3
2	PAOZZ	11139	65022-002	• Terminal, Stud .....	2
3	PAOZZ	80205	NAS1096-3-8	• Screw, Machine .....	14
4	PAOZZ	88044	AN960JD10L	• Washer, Flat .....	38
5	PAOZZ	80205	MS21042L3	• Nut, Self-Locking, Ex .....	4
6	PAOZZ	96906	MS21083N3	• Nut, Self-Locking, He .....	13
7	PAOZZ	81349	M85052/1-10	• Clamp, Loop .....	3
8	PAOZZ	02731	HS5346-0006	• Clamp, Loop .....	4
9	PAOZZ	80205	NAS43DD3-48	• Spacer, Sleeve .....	1
10	PAOZZ	80205	NAS1096-3-16	• Screw, Machine .....	5
11	PAOZZ	02731	HS5346-0008	• Clamp, Loop .....	2
12	PAOZZ	96906	MS35338-43	• Washer, Lock .....	1
13	PAOZZ	96906	MS25082-3	• Nut, Plain, Hexagon .....	1
14	PAOZZ	02731	HS4789-212	• Terminal Junction B .....	1
15	PAOZZ	11139	CTJ716E01D-6144	• Terminal Junction B .....	3
16	PAOZZ	02731	HS4789-120	• Terminal Junction B .....	8
17	PAOZZ	80205	NAS43DD3-16	• Spacer, Sleeve .....	2
18	PAOZZ	02731	HS5346-0010	• Clamp, Loop .....	2
19	XDOZZ	02731	HS5346-0016	• Clamp, Loop .....	2
20	PAOZZ	96906	MS51957-17	• Screw, Machine (Qty 12 Usbl Eff 82-23355 thru 88-0199) .....	16
21	PAOZZ	88044	AN960JD4L	• Washer, Flat (Qty 12 Usbl Eff 82-23355 thru 88-0199) .....	16
22	PAOZZ	80205	MS21042L04	• Nut, Self-Locking, Ex (Qty 12 Usbl Eff 82-23355 thru 88-0199) .....	16
23	XDOZZ	02731	HS5334-08-10-48	• Strap, Retaining (Usbl Eff 83-23827 and Subs) .....	1
24	PAOZZ	02731	HS5346-0013	• Clamp, Loop .....	3
25	PAOZZ	02731	HS5346-0012	• Clamp, Loop .....	1
26	PAOZZ	81349	M85052/1-18	• Clamp, Loop .....	2
27	PAOOO	02731	7-21 1B25080-5	• Support, Wiring Harn .....	2
28	PAOZZ	96906	MS21070L3	• Nut, Self-Locking, PI .....	2
29	XAOZZ	02731	7-21 1B25080-7	• Support .....	1
30	PAOZZ	96906	MS21919WDG5	• Clamp, Loop .....	1
31	PAOZZ	96906	MS21919WDG4	• Clamp, Loop .....	1
32	PAOZZ	80205	NAS43DD3-32N	• Spacer, Sleeve .....	2
33	PAOZZ	02731	HS5346-0004	• Clamp, Loop .....	1
34	PAOZZ	80205	NAS603-6P	• Screw, Machine .....	2
35	PAOZZ	02731	HS4778-102	• Rack, Electronic Jun .....	1
36	PAOZZ	80205	NAS1096-3-10	• Screw, Machine .....	1
37	PAOZZ	02731	7-21 1B25096	• Bracket, Angle .....	1
38	PAOZZ	96906	MS17986C404	• Pin, Quick Release .....	1
39	PAOZZ	02731	HS4494-4-400	• Wire Rope Assembly, .....	1
40	PAOZZ	80205	NAS1096-3-12	• Screw, Machine .....	1
41	PAOZZ	80205	NAS43DD3-24N	• Spacer, Sleeve .....	1
42	PAOZZ	02731	HS5346-0014	• Clamp, Loop .....	2
43	PAOZZ	80205	NAS603-9P	• Screw, Machine .....	1
44	PAOZZ	02731	HS4271-3S10	• Mounting Base, Tiedo .....	2

(1) ITEM NO.	(2) SMR CODE	(3) CAGE	(4) PART NUMBER	(5) DESCRIPTION AND USABLE ON CODE (UOC)	(6) QTY
45	XDOZZ	96906	MS35489-3S	<ul style="list-style-type: none"> <li>• Grommet, Nonmetallic (Usbl Eff 82-23355 thru 88-0199) . . . . .</li> </ul>	1
45	PAOZZ	96906	MS35489-8S	<ul style="list-style-type: none"> <li>• Grommet, Nonmetallic (Usbl Eff 88-0200 and Subs) . . . . .</li> </ul>	1
46	MOOZZ	02731	HS5215C118	<ul style="list-style-type: none"> <li>• Rubber Strip . . . . .</li> </ul>	V
47	PAOZA	81349	D38999/26WA35PN	<ul style="list-style-type: none"> <li>• Connector, Plug, Elec (Usbl Eff 88-0200 and Subs) . . . . .</li> </ul>	1
48	XDOZZ	02731	HS5003-0204	<ul style="list-style-type: none"> <li>• Adapter, Connector (Usbl Eff 88-0200 and Subs) . . . . .</li> </ul>	1
END OF FIGURE					



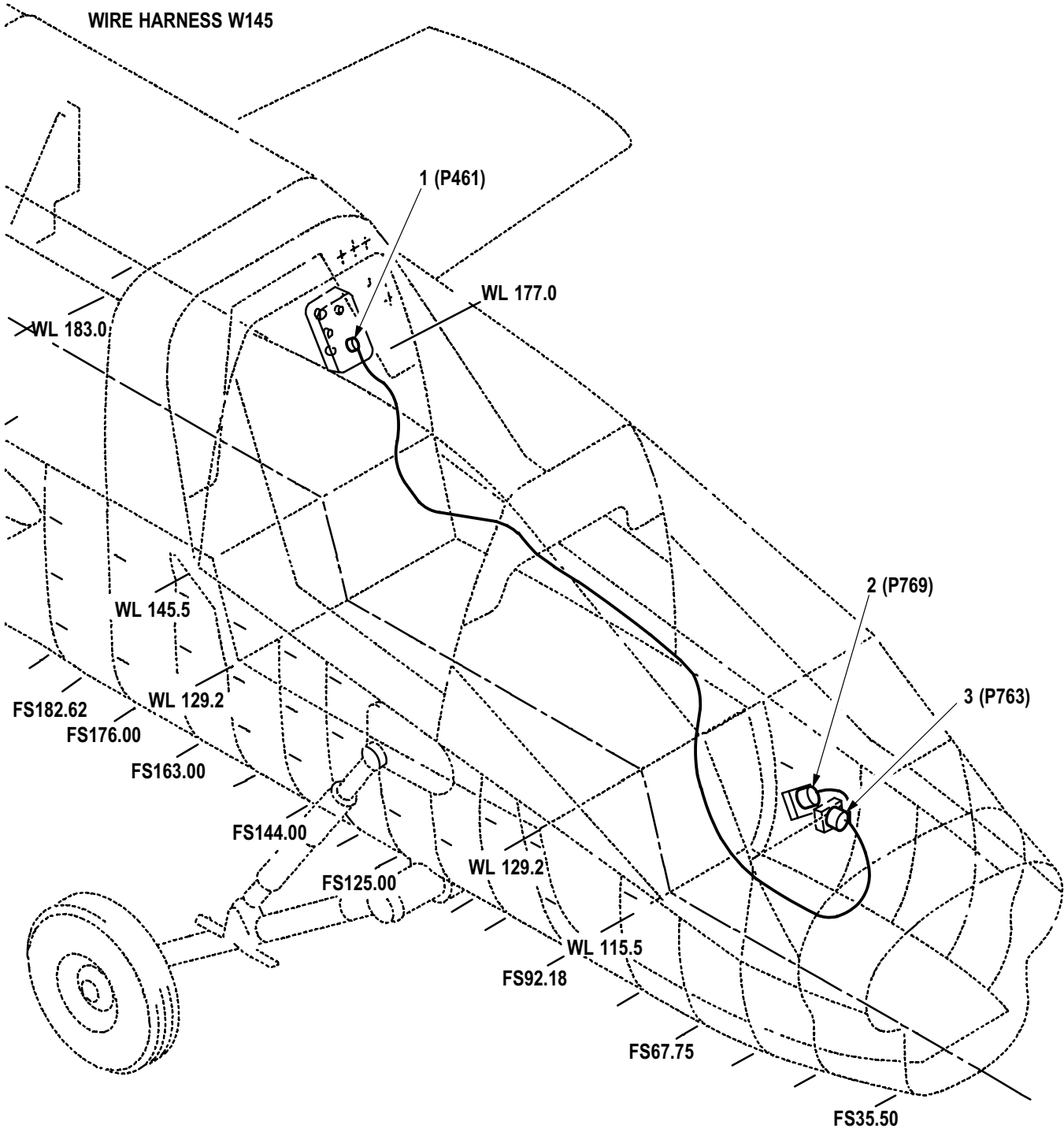
WIRE HARNESS W195, W197, W219



M09-902A

Figure 442. Group 09 Wiring Harness  
W195 W197 W219

(1) ITEM NO.	(2) SMR CODE	(3) CAGE	(4) PART NUMBER	(5) DESCRIPTION AND USABLE ON CODE (UOC)	(6) QTY
				Group 09 Electrical System Fig. 442 Wiring Harness, W195 W197 W219	
1	XDOOO	02731	7-31 1B24195-003	Wire Harness, Electr W195 .....	1
2	PAOZZ	81349	M39012/16-0013	• Connector, Plug, Elec .....	1
3	PAOZZ	02731	HS4834-107	• Connector, Plug, Elec .....	1
4	XDOOO	02731	7-31 1B24197-003	Wiring Harness W197 .....	1
5	PAOZZ	02731	HS4834-107	• Connector, Plug, Elec .....	1
6	PAOZZ	81349	M39012/16-0013	• Connector, Plug, Elec .....	1
7	PAOOO	02731	7-31 1B24219-007	Wiring Harness W219 .....	1
8	PAOZZ	02731	HS5398-1001	• Connector Assembly, .....	1
9	PAOZZ	09205	149004-2	• Terminal Junction B .....	1
10	PAOZZ	81349	M83519/2-8	• Splice, Conductor .....	2
END OF FIGURE					



M09-858B

Figure 443. Group 09 Wiring Harness, W145  
7-31 1B24145-009

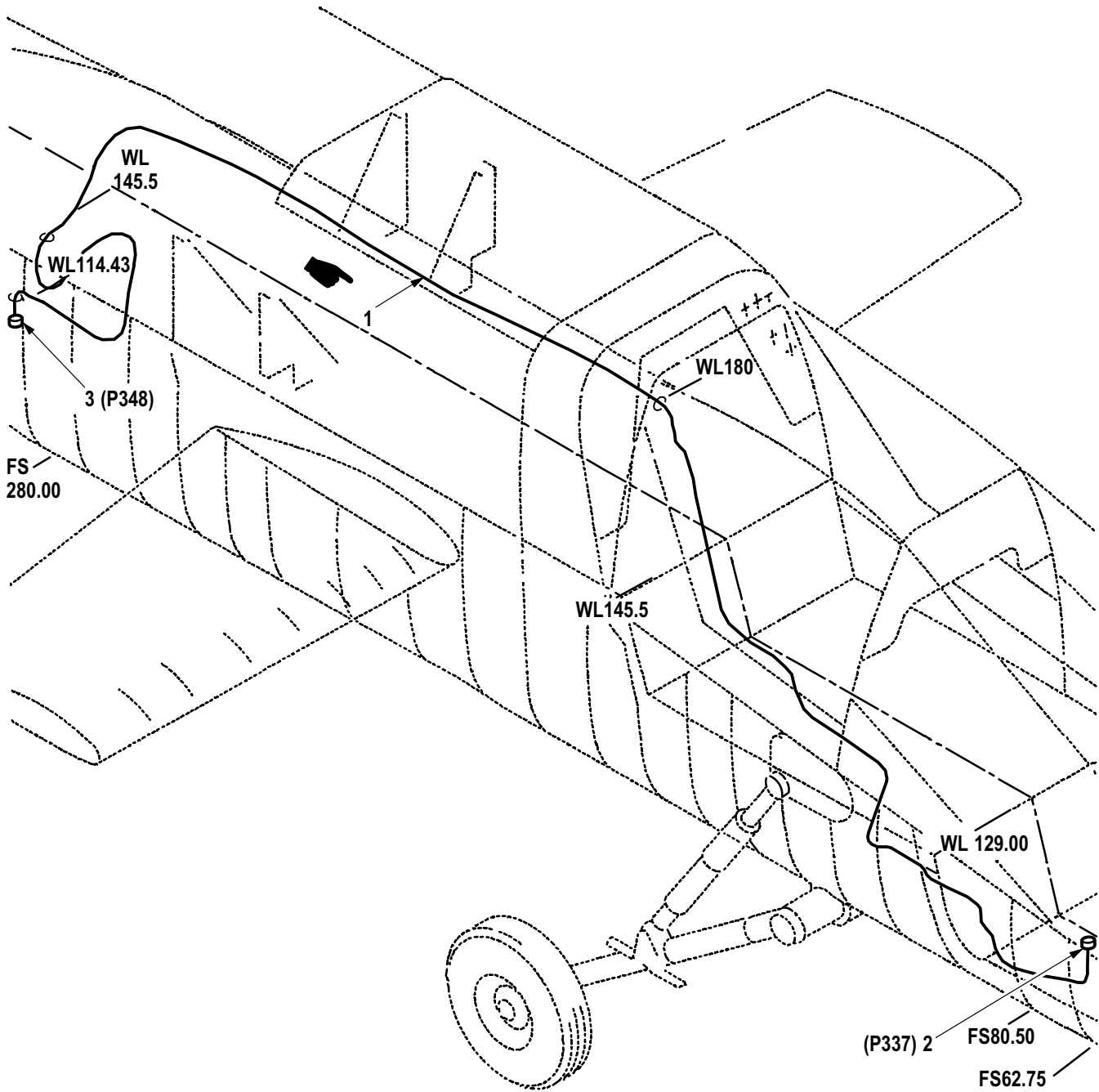
(1) ITEM NO.	(2) SMR CODE	(3) CAGE	(4) PART NUMBER	(5) DESCRIPTION AND USABLE ON CODE (UOC)	(6) QTY
				Group 09 Electrical System Fig. 443 Wiring Harness, W145 7-31 1B24145-009	
1	XDOZZ	96906	MS27467T21B11P	• Connector, Plug, Elec .....	1
2	XDOZZ	96906	MS27467T21B11S	• Connector, Plug, Elec .....	1
3	XDOZZ	96906	MS27467T17B6S	• Connector, Plug, Elec .....	1
END OF FIGURE					





(1) ITEM NO.	(2) SMR CODE	(3) CAGE	(4) PART NUMBER	(5) DESCRIPTION AND USABLE ON CODE (UOC)	(6) QTY
				Group 09 Electrical System Fig. 444 Wiring Installation, Copilot/Gunner Console (FS 57 to FS 98) RH 7-31 1B26012	
1	PAOZZ	02731	HS4869-1601	• Terminal, Stud .....	3
2	PAOZZ	80205	NAS1096-3-8	• Screw, Machine .....	15
3	PAOZZ	88044	AN960JD10L	• Washer, Flat .....	29
4	PAOZZ	02731	HS5346-0008	• Clamp, Loop .....	5
5	PAOZZ	80205	NAS43DD3-16	• Spacer, Sleeve .....	6
6	PAOZZ	81349	M85052/1-3	• Clamp, Loop .....	4
6	PAOZZ	81349	M85052/1-7	• Clamp, Loop .....	1
7	PAOZZ	81349	M85052/1-14	• Clamp, Loop .....	1
7	PAOZZ	02731	HS5773DC17NB	• Clamp, Cushioned L A/C With MWO 1-1520-238-50-49 Incorporated .....	1
8	XDOZZ	02731	HS5346-001 1	• Clamp, Loop .....	3
8	PAOZZ	02731	HS5773DC15NB	• Clamp, Loop A/C With MWO 1-1520-238-50-49 Incorporated .....	3
9	PAOOO	02731	7-21 1B25080	• Bracket, Mounting .....	2
10	PAOZZ	96906	MS21070L3	• Nut, Self-Locking, Pl .....	3
11	PAOZZ	80205	NAS1096-3-12	• Screw, Machine .....	2
12	PAOZZ	02731	HS5346-0004	• Clamp, Loop .....	3
13	PAOZZ	80205	NAS603-9P	• Screw, Machine .....	4
14	PAOZZ	80205	NAS43DD3-64N	• Spacer, Sleeve .....	1
15	PAOZZ	02731	HS4271-3S10	• Mounting Base, Tiedo .....	4
16	PAOZZ	80205	MS21042L3	• Nut, Self-Locking, Ex .....	5
17	XDOZZ	02731	HS4789-120	• Terminal Junction B .....	5
18	PAOZZ	81349	M85052/1-20	• Clamp, Loop .....	2
18	PAOZZ	02731	HS5773DC24NB	• Clamp, Cushioned L A/C With MWO 1-1520-238-50-49 Incorporated .....	2
19	PAOZZ	80205	NAS1096-3-15	• Screw, Machine .....	2
20	PAOZZ	80205	NAS43DD3-32N	• Spacer, Sleeve .....	3
21	PAOZZ	80205	NAS1096-3-28	• Screw, Machine .....	1
22	PAOZZ	80205	NAS43DD6-31N	• Spacer, Sleeve .....	1
23	PAOZZ	02731	HS5346-0006	• Clamp, Loop .....	5
24	PAOZZ	81349	M85052/1-13	• Clamp, Loop .....	2
25	PAOZZ	80205	NAS1096-3-26	• Screw, Machine .....	1
26	PAOZZ	80205	NAS1096-3-14	• Screw, Machine .....	1
27	PAOZZ	80205	NAS43DD3-20FC	• Spacer, Sleeve .....	1
28	PAOZZ	80205	NAS1096-3-10	• Screw, Machine .....	1
29	PAOZZ	81349	M85052/1-6	• Clamp, Loop .....	1
30	PAOZZ	96906	MS21083N3	• Nut, Self-Locking, He .....	5
31	PAOZZ	81349	M85052/1-10	• Clamp, Loop .....	1
32	MOOZZ	02731	HS5215C118	• Rubber Strip .....	V
33	PAOZZ	80205	NAS600-8P	• Screw, Machine .....	6
34	PAOZZ	80205	NAS620A4L	• Washer, Flat .....	4
35	PAOZZ	02731	7-31 1F00004	• Data Link, Multiplex .....	2
36	PAOZZ	8V613	HS5952-1	• Relay, Assembly A/C With MWO 1-1520-238-50-49 Incorporated .....	1
37	PAOZZ	96906	MS21266-2N	• Grommet, Nonmetallic .....	V
38	PAOZZ	96906	MS35489-6	• Grommet, Nonmetallic .....	1
39	PAOZZ	02731	HS5346-0010	• Clamp, Loop .....	1
END OF FIGURE					

WIRE HARNESS W230

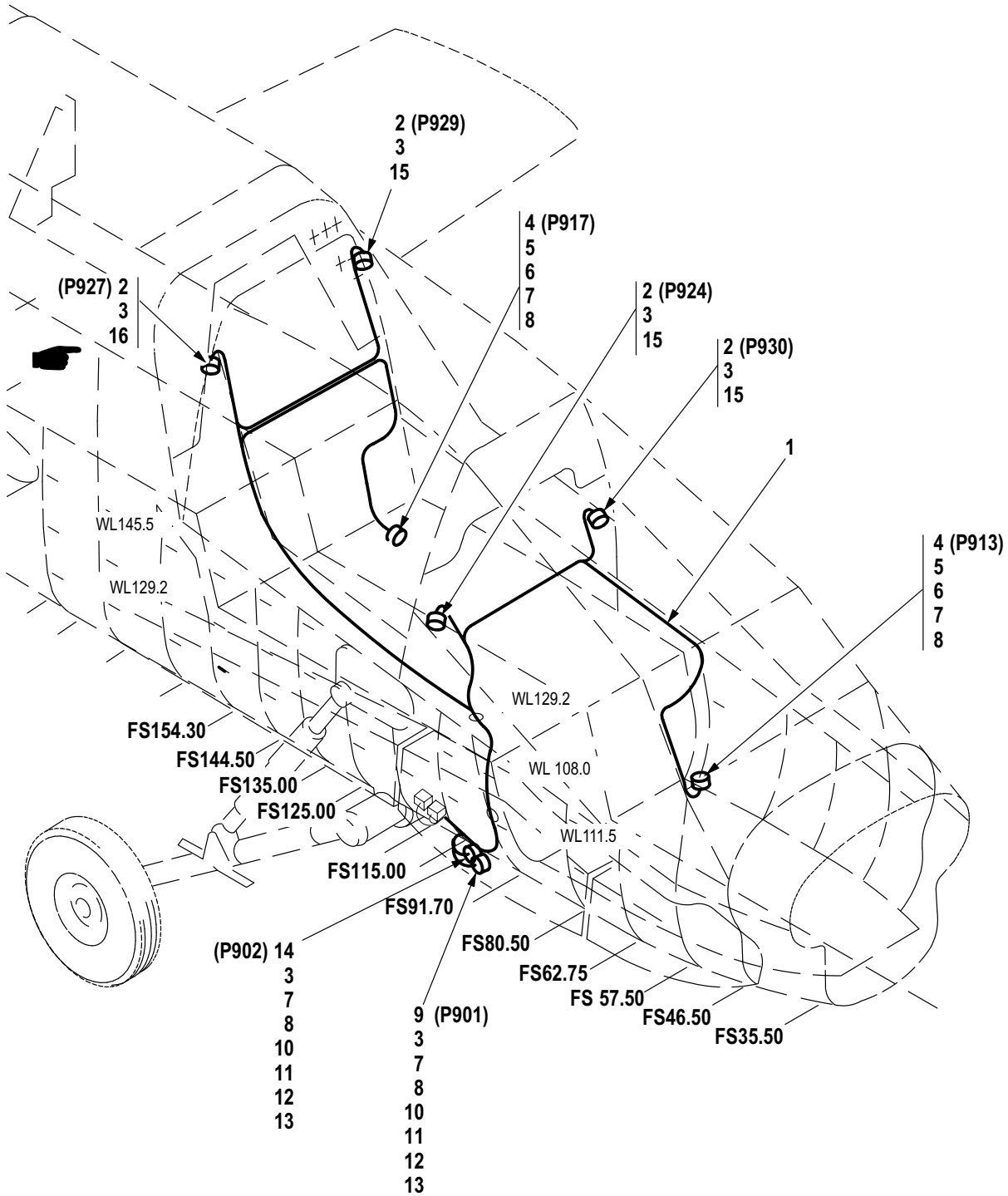


M09-862D

Figure 445. Group 09 Wiring Harness, W230

(1) ITEM NO.	(2) SMR CODE	(3) CAGE	(4) PART NUMBER	(5) DESCRIPTION AND USABLE ON CODE (UOC)	(6) QTY
1	PAOOO	8V613	7-31 1B24230-001	Group 09 Electrical System Fig. 445 Wiring Harness, W230	1
2	XDOZZ	02731	HS4834-1 11	• Wiring Harness . . . . .	1
3	PAOZZ	81349	M39012/26-0503	•• Connector, Plug, Elec . . . . .	1
END OF FIGURE					

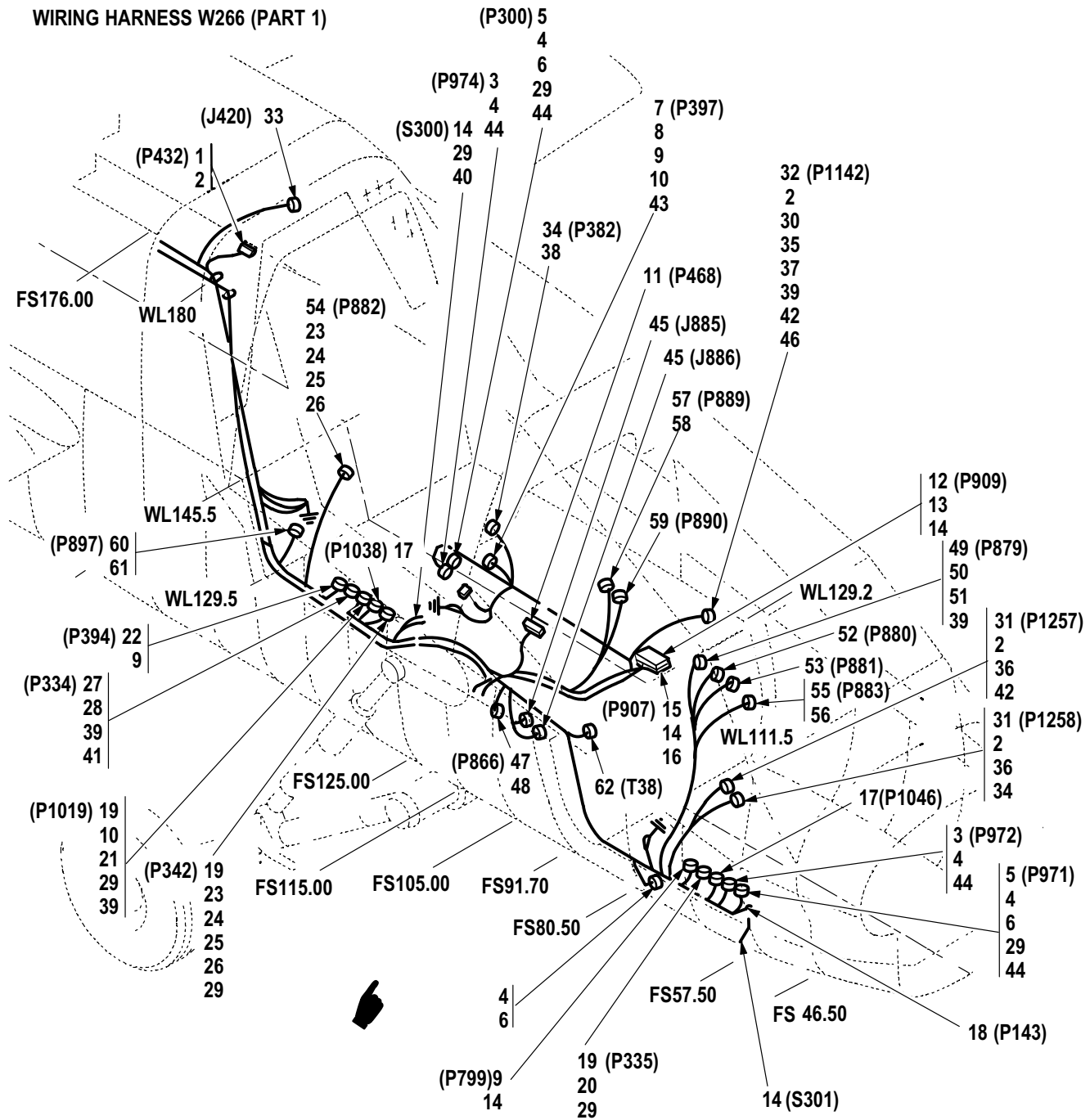
WIRE HARNESS W262



M09-874F

Figure 446. Group 09 Wiring Harness, W262

(1) ITEM NO.	(2) SMR CODE	(3) CAGE	(4) PART NUMBER	(5) DESCRIPTION AND USABLE ON CODE (UOC)	(6) QTY
				Group 09 Electrical System Fig. 446 Wiring Harness, W262	
1	PBOOO	02731	7-31 1B24262-007	• Wiring Harness . . . . .	1
2	XDOZZ	96906	MS27467T17B26S	•• Connector, Plug, Elec . . . . .	4
3	PAOZZ	02731	HS4786-534	•• Ferrule, Metallic Sh . . . . .	8
4	XDOZZ	02731	HS4832A1214SN	•• Connector, Plug, Elec . . . . .	2
5	PAOZZ	02731	7-21 1B25095-3	•• Adapter, Subsystem . . . . .	2
6	PAOZZ	02731	HS4832-9222	•• Contact, Electrical . . . . .	74
7	PAOZZ	81349	M83519/2-8	•• Splice, Conductor . . . . .	12
8	PAOZZ	02731	HS4786-434	•• Splice, Conductor . . . . .	5
9	XDOZZ	96906	MS27467T17B35P	•• Connector, Plug, Elec . . . . .	1
10	PAOZZ	81343	M81824/1-2	•• Splice, Conductor . . . . .	16
11	PAOZZ	96906	MS3117-05AU	•• Insulation Sleeving . . . . .	2
12	PAOZZ	02731	HS5100-1621	•• Adapter, Cable Clamp . . . . .	2
13	PAOZZ	02731	HS4946-53	•• Splice, Conductor . . . . .	8
14	XDOZZ	96906	MS27467T17B35PA	•• Connector, Plug, Elec . . . . .	1
15	PAOZZ	02731	HS5658YS1609A	•• Adapter, Cable Clamp . . . . .	3
16	PAOZZ	02731	HS5658YL1609A	•• Adapter, Cable Clamp . . . . .	1
END OF FIGURE					



M09-886I

Figure 447. Group 09 Wiring Harness, W266 (Part 1)  
 7-31 1B24266-023  
 7-31 1B24266-025 A/C With MWO 1-1520-238-50-49 Incorporated

(1) ITEM NO.	(2) SMR CODE	(3) CAGE	(4) PART NUMBER	(5) DESCRIPTION AND USABLE ON CODE (UOC)	(6) QTY
				Group 09 Electrical System Fig. 447 Wiring Harness, W266 (Part 1) 7-31 1B24266-023 7-31 1B24266-025 A/C With MWO 1-1520-238-50-49 Incorporated	
1	XDOZZ	02731	HS5239K1220W	• Connector, Plug, Elec . . . . .	1
2	PAOZZ	81349	M83519/2-13	• Splice, Conductor . . . . .	1
3	PAOZZ	96906	MS3476W20-41SW	• Connector, Plug, Elec . . . . .	2
4	PAOZZ	81349	M85049/52-1-20W	• Clamp, Cable, Electri . . . . .	4
5	PAOZZ	96906	MS3476W20-41S	• Connector, Plug, Elec . . . . .	2
6	PAOZZ	02731	HS4786-963	• Splice, Conductor . . . . .	50
7	XDOZZ	96906	MS27484T12B35S	• Connector, Plug, Elec . . . . .	1
8	PAOZZ	81349	M85049/49-2-12W	• Clamp, Cable, Electri . . . . .	1
9	PAOZZ	81349	M83519/2-8	• Splice, Conductor . . . . .	15
10	PAOZZ	81349	M83519/2-7	• Splice, Conductor . . . . .	1
11	XDOZZ	02731	HS5239N1220W	• Connector, Receptacl . . . . .	1
12	MOOZZ	02731	HS5239G1220W	• Connector, Receptacl . . . . .	2
13	XDOZZ	02731	HS5239-9221	• Connector, Receptacl . . . . .	2
14	PAOZZ	81349	M83519/1-3	• Splice, Conductor . . . . .	4
15	XDOZZ	02731	HS5239H1222W	• Connector, Receptacl . . . . .	1
16	PAOZZ	02731	HS5239-9220	• Connector, Receptacl . . . . .	1
17	XDOZZ	96906	MS27473T14B18P	• Connector, Plug, Elec . . . . .	2
18	XDOZZ	02731	HS5239A1321W	• Connector, Plug, Elec . . . . .	1
19	XDOZZ	96906	MS27473T18B32S	• Connector, Plug, Elec . . . . .	3
20	PAOZZ	81349	M85049/49-2-18W	• Clamp, Cable, Electri . . . . .	1
21	PAOZZ	96906	MS35275-246	• Screw, Machine . . . . .	2
22	PAOZZ	96906	MS27473T18B35S	• Connector, Plug, Elec . . . . .	1
23	PAOZZ	02731	HS5319-2180	• Clamp, Cable, Electri . . . . .	4
24	PAOZZ	96906	MS21045C04	• Nut, Self-Locking, He . . . . .	3
25	PAOZZ	80205	NAS620C4	• Washer, Flat . . . . .	6
26	PAOZZ	96906	MS51957-17	• Screw, Machine . . . . .	3
27	PAOZZ	96906	MS3476W12-10S	• Connector, Plug, Elec . . . . .	1
28	PAOZZ	81349	M85049/31-12W	• Adapter, Cable Clamp . . . . .	1
29	PAOZZ	81349	M83519/2-10	• Splice, Conductor . . . . .	6
30	PAOZZ	02731	HS4786-228	• Ferrule, Metallic Sh . . . . .	1
31	PAOZZ	81349	M83723/75W1415N	• Connector, Plug, Elec . . . . .	4
32	XDOZZ	96906	MS27467T21B35S	• Connector, Plug, Elec . . . . .	1
33	PAOZZ	81349	M39012/59-3026	• Connector, Receptacl . . . . .	1
34	PAOZZ	96906	MS3476W16-26S	• Connector, Plug, Elec . . . . .	1
35	PAOZZ	02731	HS4946-59	• Splice, Conductor . . . . .	1
36	PAOZZ	02731	HS4928-A1405F3	• Adapter, Cable Clamp . . . . .	2
37	PAOZZ	02731	HS5495-F2005F	• Adapter, Cable Clamp . . . . .	1
38	PAOZZ	81349	M85049/31-16W	• Adapter, Cable Clamp . . . . .	1
39	PAOZZ	81343	M81824/1-2	• Splice, Conductor . . . . .	6
40	PAOZZ	81349	M81824/1-1	• Splice, Conductor . . . . .	1
41	MOOZZ	02731	HS5215E103	• Rubber Strip . . . . .	V
42	PAOZZ	96906	MS35275-217	• Screw, Machine . . . . .	4
43	PAOZZ	96906	MS35275-229	• Screw, Machine . . . . .	6
44	PAOZZ	96906	MS35275-247	• Screw, Machine . . . . .	8
45	PAOZZ	8V613	HS5997-201	• Connector, Receptacl A/C With MWO 1-1520-238-50-49 Incorporated . . . . .	2

(1) ITEM NO.	(2) SMR CODE	(3) CAGE	(4) PART NUMBER	(5) DESCRIPTION AND USABLE ON CODE (UOC)	(6) QTY
46	PAOZZ	02731	HS4946-61	• Splice, Conductor A/C With MWO 1-1520-238-50-49 Incorporated . . . . .	1
47	PAOZZ	81349	D38999/26WB35PA	• Connector, Plug, Elec A/C With MWO 1-1520-238-50-49 Incorporated . . . . .	1
48	PAOZZ	02731	HS5842ZS1103L	• Adapter, Electrical A/C With MWO 1-1520-238-50-49 Incorporated . . . . .	1
49	PAOZZ	96906	MS27484T16B35S	• Connector, Plug, Elec A/C With MWO 1-1520-238-50-49 Incorporated . . . . .	1
50	PAOZZ	02731	HS5842YS1606L	• Adapter, Electrical A/C With MWO 1-1520-238-50-49 Incorporated . . . . .	1
51	PAOZZ	02731	HS4946-42	• Splice, Conductor A/C With MWO 1-1520-238-50-49 Incorporated . . . . .	1
52	PAOZZ	02731	HS4895-601	• Connector Body, Rece A/C With MWO 1-1520-238-50-49 Incorporated . . . . .	1
53	PAOZZ	80063	A3144983-1	• Connector, Plug, Elec A/C With MWO 1-1520-238-50-49 Incorporated . . . . .	1
54	XDOZZ	96906	MS27473T18B32SA	• Connector, Plug, Elec A/C With MWO 1-1520-238-50-49 Incorporated . . . . .	1
55	PAOZZ	96906	MS27467E13B35S	• Connector, Plug, Elec A/C With MWO 1-1520-238-50-49 Incorporated . . . . .	1
56	PAOZZ	02731	HS5842YS1204L	• Adapter, Electrical A/C With MWO 1-1520-238-50-49 Incorporated . . . . .	1
57	PAOZZ	81349	D38999/26WA35SA	• Connector, Plug, Elec A/C With MWO 1-1520-238-50-49 Incorporated . . . . .	1
58	PAOZZ	02731	HS5842ZS0902L	• Connector, Plug, Elec A/C With MWO 1-1520-238-50-49 Incorporated . . . . .	1
59	XDOZZ	02731	HS5239A1210	• Connector, Receptacl A/C With MWO 1-1520-238-50-49 Incorporated . . . . .	1
60	PAOZZ	81349	D38999/26WA98SN	• Connector, Plug, Elec A/C With MWO 1-1520-238-50-49 Incorporated . . . . .	1
61	PAOZZ	81349	M85049/38S9W	• Clamp, Cable, Elec A/C With MWO 1-1520-238-50-49 Incorporated . . . . .	1
62	PAOZZ	0FCJ7	D30010-002	• Coupler, Data Bus A/C With MWO 1-1520-238-50-49 Incorporated . . . . .	1
END OF FIGURE					





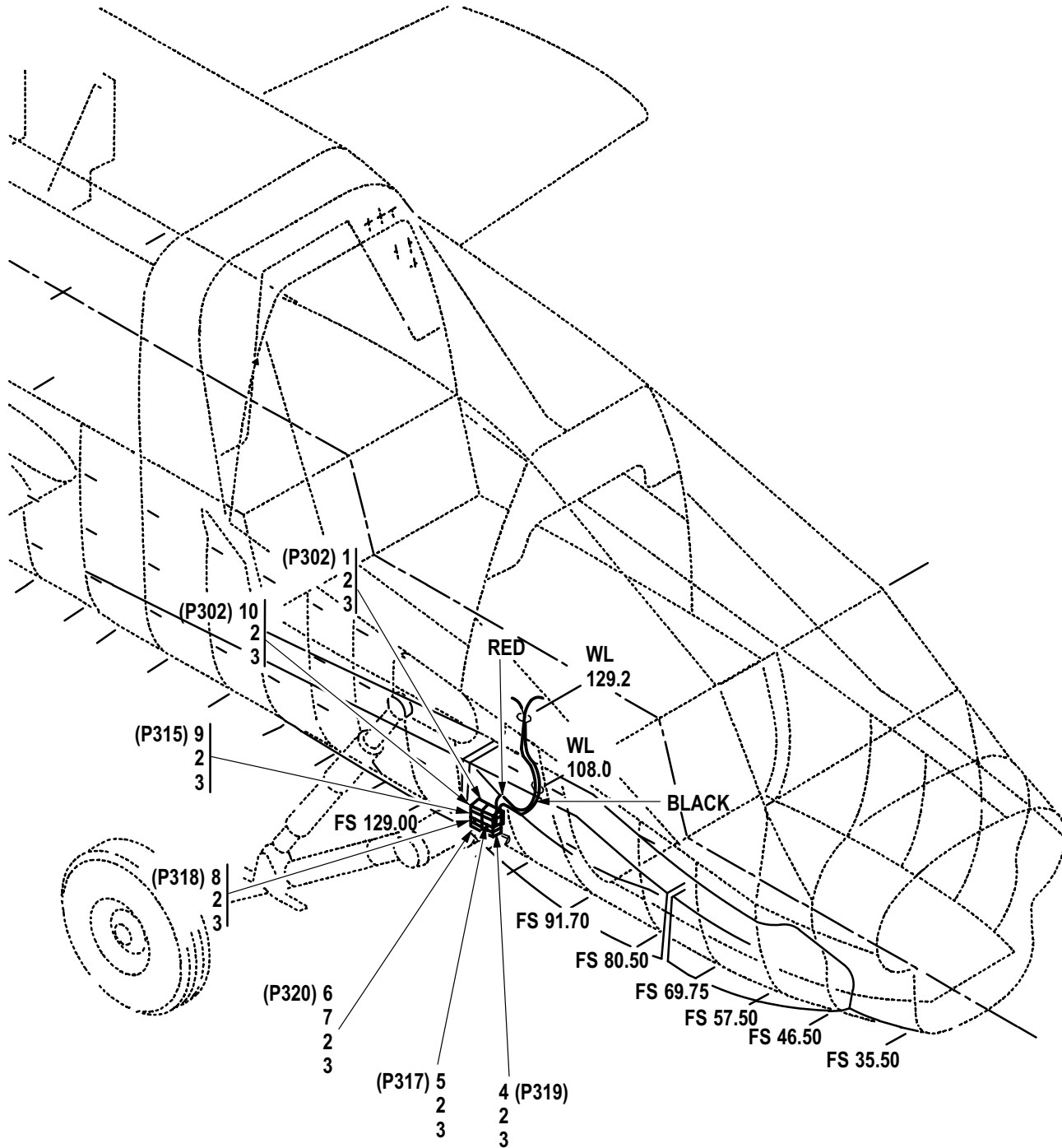


(1) ITEM NO.	(2) SMR CODE	(3) CAGE	(4) PART NUMBER	(5) DESCRIPTION AND USABLE ON CODE (UOC)	(6) QTY
				Group 09 Electrical System Fig. 448 Wiring Harness, W266 (Part 2) 7-31 1B24266-023 7-31 1B24266-025 A/C With MWO 1-1520-238-50-49 Incorporated	
1	PAOZZ	81349	M83519/2-8	• Splice, Conductor . . . . .	2
2	XDOZZ	96906	MS27467T17B99S	• Connector, Plug, Elec . . . . .	1
3	PAOZZ	81349	M85049/49-2-16W	• Clamp, Cable, Electri . . . . .	1
4	PAOZZ	96906	MS35275-230	• Screw, Machine . . . . .	8
5	XDOZZ	02731	HS5239G1222W	• Connector, Receptacl . . . . .	1
6	PAOZZ	96906	MS3476W14-15S	• Connector, Plug, Elec . . . . .	1
7	PAOZZ	81349	M85049/52-1-14W	• Clamp, Cable, Electri . . . . .	1
8	PAOZZ	96906	MS3476W12-10S	• Connector, Plug, Elec . . . . .	1
9	PAOZZ	81349	M85049/52-1-12W	• Clamp, Cable, Electri . . . . .	1
10	PAOZZ	96906	MS3474W12-10P	• Connector, Receptacl . . . . .	1
11	PAOZZ	81349	M85049/31-12W	• Adapter, Cable Clamp . . . . .	1
12	PAOZZ	81349	M81824/1-1	• Splice, Conductor . . . . .	1
13	PAOZZ	96906	MS3476W16-26SW	• Connector, Plug, Elec . . . . .	1
14	PAOZZ	81349	M85049/52-1-16W	• Clamp, Cable, Electri . . . . .	1
15	PAOZZ	96906	MS3474L16-26PW	• Connector, Receptacl . . . . .	1
16	PAOZZ	81349	M85049/31-16W	• Adapter, Cable Clamp . . . . .	1
17	PAOZZ	81343	M81824/1-2	• Splice, Conductor . . . . .	7
18	MOOZZ	02731	HS5239A1212W	• Connector, Plug, Elec . . . . .	2
19	PAOZZ	02731	HS5239-9210	• Connector, Receptacl . . . . .	2
20	PAOZZ	81349	M83519/1-3	• Splice, Conductor . . . . .	3
21	XDOZZ	98230	0N089560-3	• Connector, Plug, Elec . . . . .	1
22	XDOZZ	96906	MS27473T10B35SA	• Connector, Plug, Elec . . . . .	1
23	XDOZZ	96906	MS27473T10B35S	• Connector, Plug, Elec . . . . .	1
24	PAOZZ	96906	MS3476W16-26S	• Connector, Plug, Elec . . . . .	1
25	PAOZZ	02731	HS5391-2222	• Splice, Conductor . . . . .	2
26	PAOZZ	81349	M83519/2-10	• Splice, Conductor . . . . .	20
27	PAOZZ	02731	HS4786-228	• Ferrule, Metallic Sh . . . . .	1
28	PAOZZ	81349	M83519/2-13	• Splice, Conductor . . . . .	1
29	PAOZZ	81349	M83723/75W1415N	• Connector, Plug, Elec . . . . .	4
30	XDOZZ	96906	MS27467T25B2P	• Connector, Plug, Elec . . . . .	1
31	PAOZZ	96906	MS27473T14B35P	• Connector, Plug, Elec . . . . .	1
32	PAOZZ	81349	M85049/51-1-14W	• Adapter, Cable Clamp . . . . .	2
33	PAOZZ	02731	HS4928-F2404F3	• Adapter, Cable Clamp . . . . .	1
34	MOOZZ	02731	HS5215E103	• Rubber Strip . . . . .	V
35	PAOZZ	81349	M85049/49-2-14W	• Clamp, Cable, Electri . . . . .	1
36	PAOZZ	81349	M81824/1-3	• Splice, Conductor . . . . .	1
37	PAOZZ	96906	MS35275-217	• Screw, Machine . . . . .	4
38	PAOZZ	8V613	HS5997-201	• Connector, Receptacl A/C With MWO 1-1520-238-50-49 Incorporated . . . . .	2
39	PAOZZ	81349	D38999/20WA35PA	• Connector, Receptacl A/C With MWO 1-1520-238-50-49 Incorporated . . . . .	1
40	PAOZZ	81349	D38999/20WA35PN	• Connector, Receptacl A/C With MWO 1-1520-238-50-49 Incorporated . . . . .	1
41	PAOZZ	02731	HS5842ZR0902L	• Adapter, Electrical A/C With MWO 1-1520-238-50-49 Incorporated . . . . .	2
42	PAOZZ	81349	D38999/26WD15SN	• Connector, Plug, Elec A/C With MWO 1-1520-238-50-49 Incorporated . . . . .	1

(1) ITEM NO.	(2) SMR CODE	(3) CAGE	(4) PART NUMBER	(5) DESCRIPTION AND USABLE ON CODE (UOC)	(6) QTY
43	PAOZZ	02731	M85049/38S15W	• Clamp, Cable, Electri A/C With MWO 1-1520-238-50-49 Incorporated . . . . .	1
44	PAOZZ	02731	HS4946-42	• Splice, Conductor A/C With MWO 1-1520-238-50-49 Incorporated . . . . .	1
45	PAOZZ	81349	D38999/26WH35SN	• Connector, Plug, Elec A/C With MWO 1-1520-238-50-49 Incorporated . . . . .	1
46	PAOZZ	02731	HS5842ZS2309L	• Adapter, Electrical A/C With MWO 1-1520-238-50-49 Incorporated . . . . .	1
47	XDOZZ	81349	D38999/26WB35SN	• Connector, Plug, Elec A/C With MWO 1-1520-238-50-49 Incorporated . . . . .	1
48	PAOZZ	02731	HS5842ZS1103L	• Adapter, Electrical A/C With MWO 1-1520-238-50-49 Incorporated . . . . .	1
49	PAOZZ	96906	MS27467E13B35S	• Connector, Plug, Elec A/C With MWO 1-1520-238-50-49 Incorporated . . . . .	1
50	PAOZZ	02731	HS5842YS1204L	• Adapter, Electrical A/C With MWO 1-1520-238-50-49 Incorporated . . . . .	1
51	PAOZZ	0FCJ7	D30010-002	• Coupler, Data Bus A/C With MWO 1-1520-238-50-49 Incorporated . . . . .	2
END OF FIGURE					



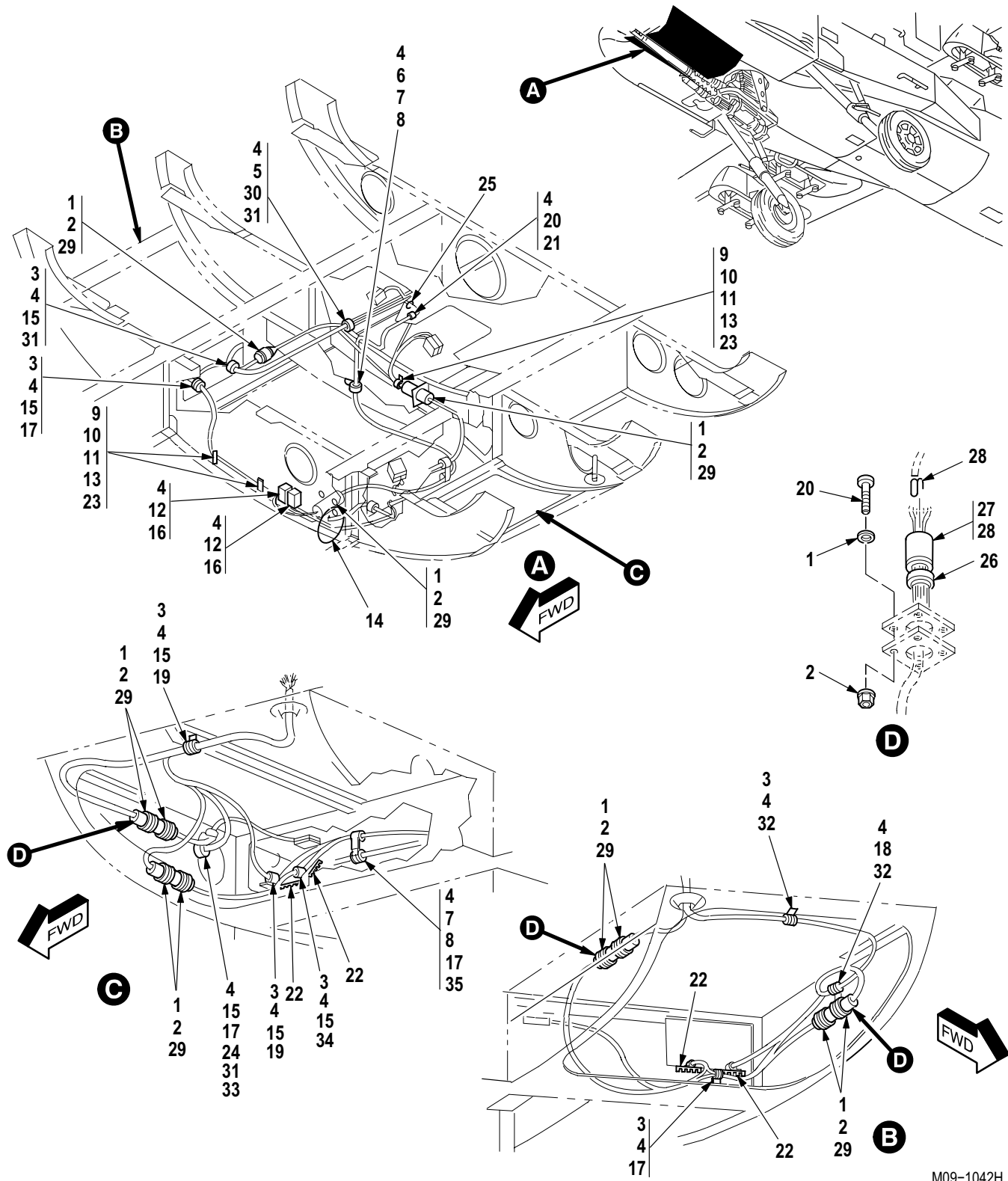
WIRE HARNESS W266 (PART 3)



M09-888B

Figure 449. Group 09 Wiring Harness, W266 (Part 3)  
7-31 1B24266-023  
7-31 1B24266-025 A/C With MWO 1-1520-238-50-49 Incorporated

(1) ITEM NO.	(2) SMR CODE	(3) CAGE	(4) PART NUMBER	(5) DESCRIPTION AND USABLE ON CODE (UOC)	(6) QTY
				Group 09 Electrical System Fig. 449 Wiring Harness, W266 (Part 3) 7-31 1B24266-023 7-31 1B24266-025 A/C With MWO 1-1520-238-50-49 Incorporated	
1	XDOZZ	02731	HS5239B1220W	• Connector, Receptacl .....	1
2	XDOZZ	02731	HS5239-9221	• Connector, Receptacl .....	7
3	PAOZZ	81349	M83519/1-3	• Splice, Conductor .....	7
4	MOOZZ	02731	HS5239G1220W	• Connector, Receptacl .....	2
5	XDOZZ	02731	HS5239D1220W	• Connector, Receptacl .....	1
6	XDOZZ	02731	HS5239F1220W	• Connector, Receptacl .....	1
7	PAOZZ	02731	HS4946-58	• Splice, Conductor .....	1
8	XDOZZ	02731	HS5239E1220W	• Connector, Receptacl .....	1
9	XDOZZ	02731	HS5239C1220W	• Connector, Receptacl .....	1
10	XDOZZ	02731	HS5239A1220W	• Connector, Receptacl .....	1
END OF FIGURE					



M09-1042H

Figure 450. Group 09 Wiring Installation, below Copilot/Gunner Floor (FS 35 to FS 91)  
 7-31 1B26013 (Usbl Eff 82-23355 thru 0199)  
 7-31 1B26013-601 (Usbl Eff 88-0200 and Subs)



(1) ITEM NO.	(2) SMR CODE	(3) CAGE	(4) PART NUMBER	(5) DESCRIPTION AND USABLE ON CODE (UOC)	(6) QTY
				Group 09 Electrical System Fig. 450 Wiring Installation, below Copilot/Gunner Floor (FS 35 to FS 91) 7-31 1B26013 (Usbl Eff 82-23355 thru 88-0199) 7-31 1B26013-601 (Usbl Eff 88-0200 and Subs)	
1	PAOZZ	88044	AN960JD4L	• Washer, Flat (Qty 16 Usbl Eff 82-23355 thru 88-0199) ...	28
2	PAOZZ	80205	MS21042L04	• Nut, Self-Locking, Ex (Qty 16 Usbl Eff 82-23355 thru 88-0199) .....	28
3	PAOZZ	80205	NAS1096-3-7	• Screw, Machine .....	9
4	PAOZZ	88044	AN960JD10L	• Washer, Flat (Qty 22 Usbl Eff 82-23355 thru 88-0199) ...	18
5	PAOZZ	80205	NAS43DD3-8N	• Spacer, Sleeve .....	1
6	PAOZZ	80205	NAS1096-3-16	• Screw, Machine .....	1
7	PAOZZ	80205	NAS43DD3-32N	• Spacer, Sleeve .....	2
8	PAOZZ	02731	HS5346-0009	• Clamp, Loop (Qty 1 Usbl Eff 82-23355 thru 88-0199) ....	2
9	PAOZZ	80205	NAS601-6P	• Screw, Machine .....	4
10	PAOZZ	88044	AN960JD6L	• Washer, Flat (Qty 5 Usbl Eff 82-23355 thru 88-0199) ....	4
11	PAOZZ	80205	MS21042L06	• Nut, Self-Locking, Ex (Qty 5 Usbl Eff 82-23355 thru 88-0199) .....	4
12	PAOZZ	96906	MS21083N3	• Nut, Self-Locking, He .....	2
13	PAOZZ	02731	HS4271-1S6	• Mounting Base, Tiedo (Qty 5 Usbl Eff 82-23355 thru 88-0199) .....	4
14	PAOZZ	96906	MS35489-1 1	• Grommet, Nonmetallic .....	1
15	PAOZZ	80205	MS21042L3	• Nut, Self-Locking, Ex .....	5
16	XDOZZ	02731	HS4789-120	• Terminal Junction B .....	2
17	PAOZZ	02731	HS5346-0004	• Clamp, Loop .....	3
18	PAOZZ	80205	NAS1096-3-8	• Screw, Machine (Qty 4 Usbl Eff 82-23355 thru 88-0199) .....	1
19	PAOZZ	02731	HS5346-0006	• Clamp, Loop .....	2
20	PAOZZ	80205	NAS603-6P	• Screw, Machine .....	1
21	PAOZZ	02731	7-31 1B25168	• Bracket, Angle .....	1
22	PAOZZ	96906	MS21266-2N	• Grommet, Nonmetallic .....	V
23	MOOZZ	02731	HS5215C118	• Rubber Strip .....	V
24	PAOZZ	80205	NAS43DD3-24N	• Spacer, Sleeve .....	1
25	PAOZZ	96906	MS35489-46	• Grommet, Nonmetallic .....	1
26	PAOZA	81349	D38999/26WA35PN	• Connector, Plug, Elec (Usbl Eff 88-0200 and Subs) .....	3
27	XDOZZ	02731	HS5003-0204	• Adapter, Connector (Usbl Eff 88-0200 and Subs) .....	3
28	MOOZZ	02731	HS5330-1039	• Sleeving, Insulating (Usbl Eff 88-0200 and Subs) .....	V
29	PAOZZ	80205	NAS600-6P	• Screw, Machine .....	28
30	PAOZZ	80205	NAS1096-3-10	• Screw, Machine (Usbl Eff 88-0200 and Subs) .....	1
31	PAOZZ	02731	HS5346-0003	• Clamp, Loop .....	3
32	PAOZZ	02731	HS5346-0005	• Clamp, Loop .....	2
33	PAOZZ	80205	NAS1096-3-15	• Screw, Machine .....	1
34	PAOZZ	02731	HS5346-0008	• Clamp, Loop .....	1
35	PAOZZ	80205	NAS1096-3-17	• Screw, Machine .....	1
END OF FIGURE					

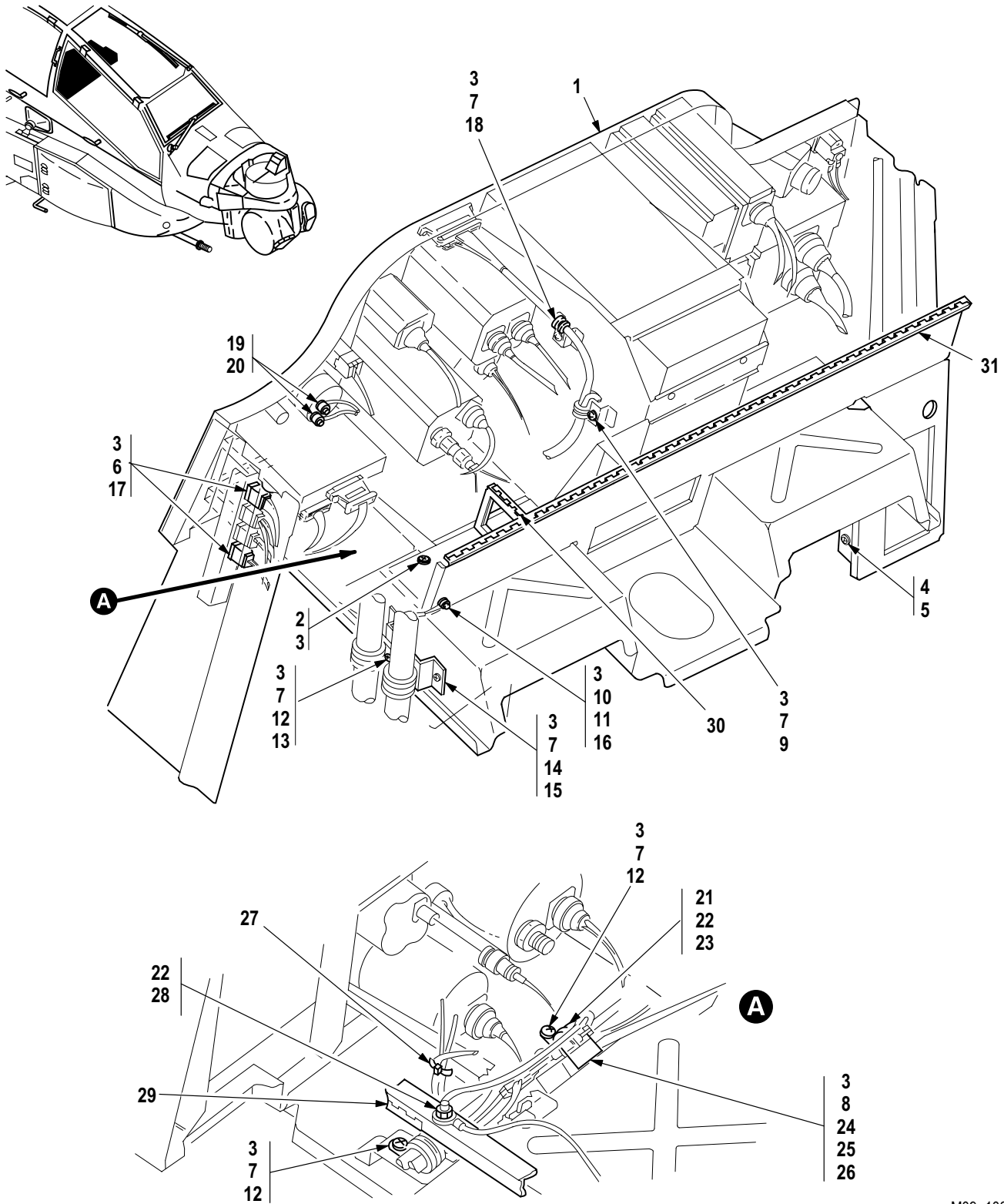
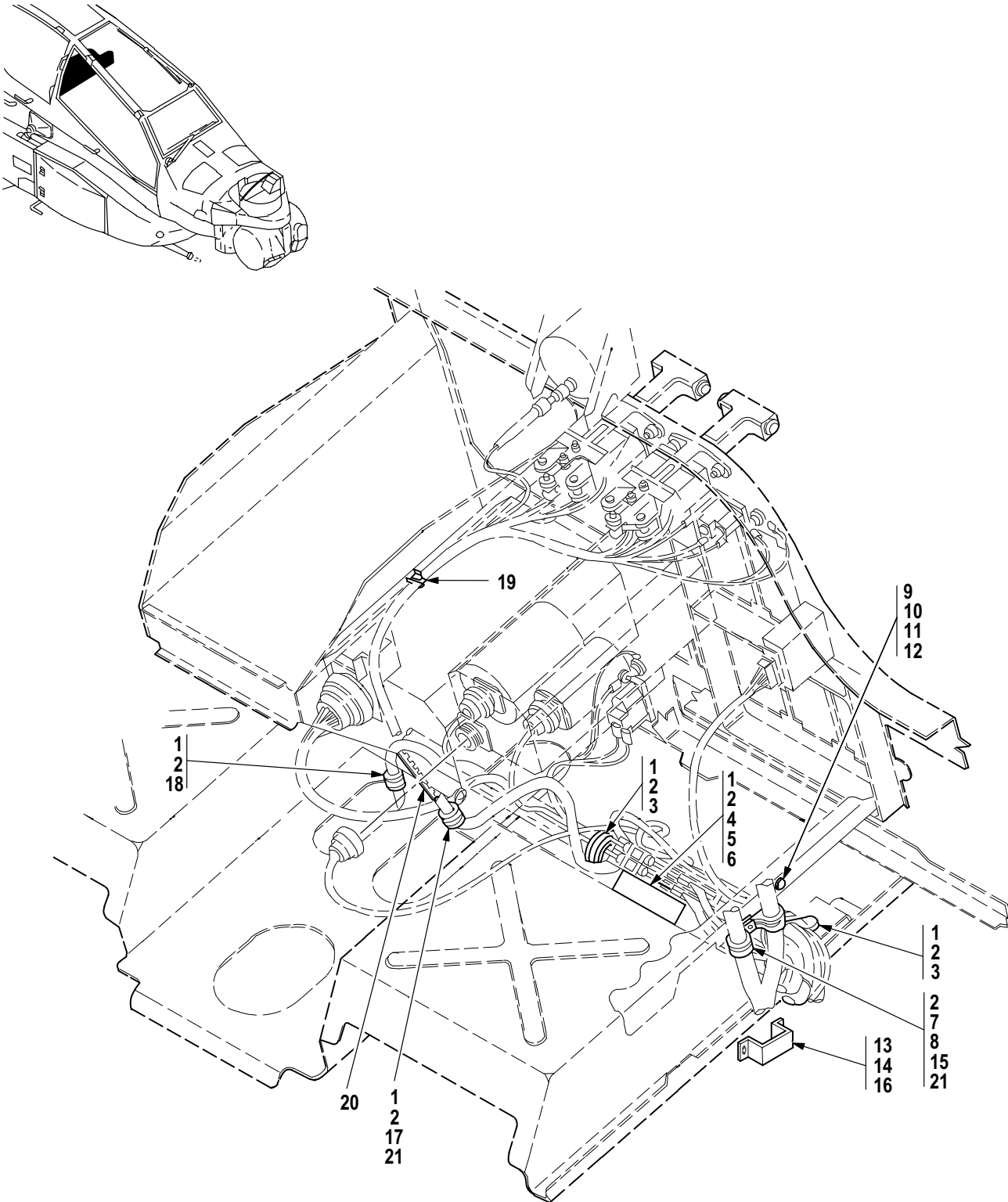


Figure 451. Group 09 Wiring Installation, Pilot Instrument Panel (Part 1)  
7-31 1B26020

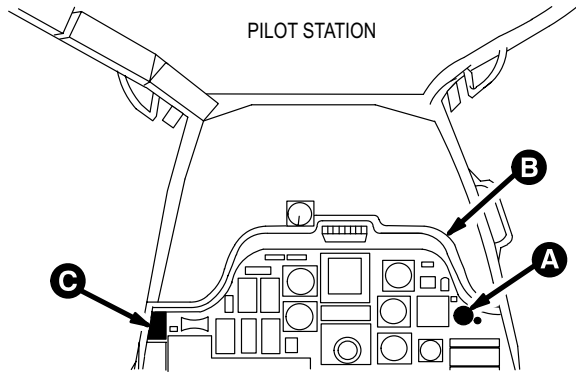
(1) ITEM NO.	(2) SMR CODE	(3) CAGE	(4) PART NUMBER	(5) DESCRIPTION AND USABLE ON CODE (UOC)	(6) QTY
				Group 09 Electrical System Fig. 451 Wiring Installation, Pilot Instrument Panel (Part 1) 7-31 1B26020	
1	XCOOO	02731	7-31 1B25177-1 1	• Matrix Assy, Pilot (See Fig. 455 for Breakdown) . . . . .	1
2	PAOZZ	80205	NAS1096-3-12	• Screw, Machine . . . . .	8
3	PAOZZ	88044	AN960JD10L	• Washer, Flat . . . . .	13
4	PAOZZ	80205	NAS517-3-4	• Screw, Machine . . . . .	2
5	PAOZZ	80205	NAS43DD3-12N	• Spacer, Sleeve . . . . .	5
6	PAOZZ	96906	MS21083N3	• Nut, Self-Locking, He . . . . .	4
7	PAOZZ	80205	NAS1096-3-8	• Screw, Machine . . . . .	6
8	PAOZZ	80205	NAS1096-3-5	• Screw, Machine . . . . .	2
9	PAOZZ	02731	HS5346-0007	• Clamp, Loop . . . . .	1
10	PAOZZ	80205	NAS603-7P	• Screw, Machine . . . . .	1
11	PAOZZ	91812	2583-2AB8	• Lead, Electrical . . . . .	1
12	XDOZZ	02731	HS5346-0014	• Clamp, Loop . . . . .	3
13	XDOZZ	02731	HS5346-001 1	• Clamp, Loop . . . . .	1
14	PAOOO	02731	7-31 1B25142-5	• Support, Wiring Harn . . . . .	1
15	PAOZZ	80205	MS21075L3E	• • Nut, Self-Locking, PI . . . . .	2
16	PAOZZ	80205	MS21042L3	• Nut, Self-Locking, Ex . . . . .	1
17	XDOZZ	02731	HS4789-120	• Terminal Junction B . . . . .	4
18	XDOZZ	02731	HS5346-0005	• Clamp, Loop . . . . .	1
19	PAOZZ	88044	AN960JD4L	• Washer, Flat . . . . .	4
20	PAOZZ	80205	MS21044C04	• Nut, Self-Locking, He . . . . .	4
21	PAOZZ	96906	MS51957-34	• Screw, Machine . . . . .	2
22	PAOZZ	88044	AN960JD6L	• Washer, Flat . . . . .	4
23	PAOZZ	81349	M83413/8-A05AA	• Lead, Electrical . . . . .	1
24	PAOOO	02731	7-31 1B25143	• Bracket, Electrical . . . . .	1
25	PAOZZ	80205	MS21075L3E	• • Nut, Self-Locking, PI . . . . .	2
26	PAOZZ	02731	HS4153-62	• • Nut, Self-Locking, PI . . . . .	2
27	MOOZZ	02731	HS5215C118	• Rubber Strip . . . . .	V
28	PAOZZ	80205	MS21042-06	• Nut, Self-Locking, Ex . . . . .	1
29	PAOZZ	96906	MS21266-1N	• Grommet, Nonmetallic . . . . .	V
30	PAOZZ	96906	MS21266-1T	• Grommet, Nonmetallic . . . . .	V
31	PAOZZ	96906	MS21266-2N	• Grommet, Nonmetallic . . . . .	V
END OF FIGURE					



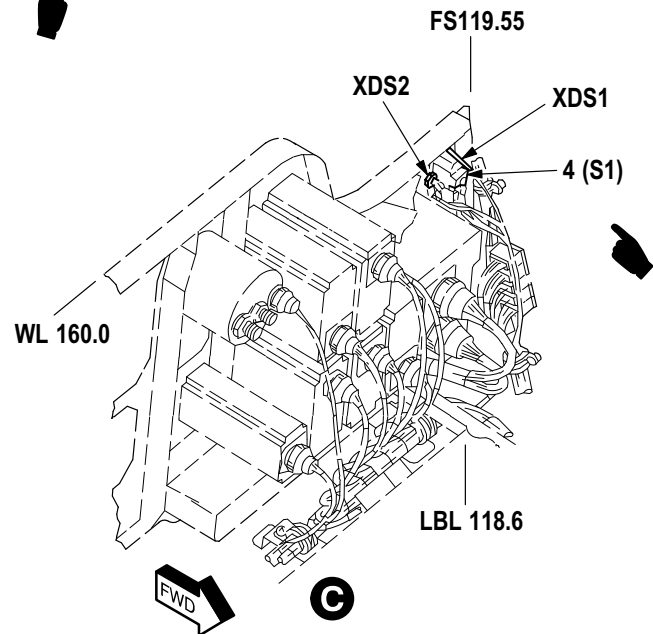
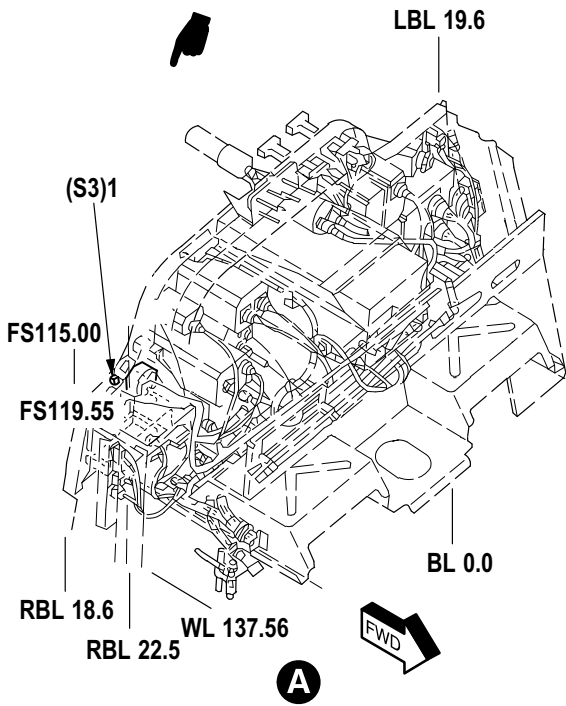
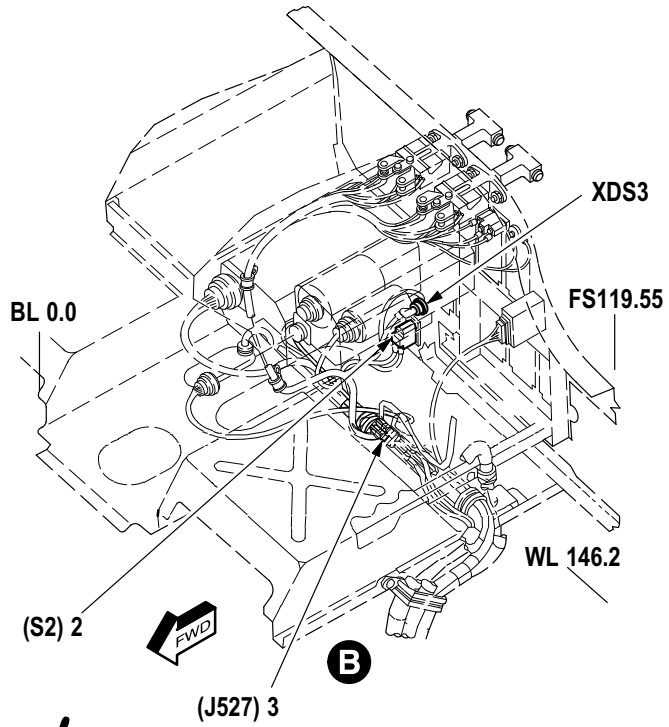
M09-1023C

Figure 452. Group 09 Wiring Installation, Pilot Instrument Panel (Part 2)  
7-31 1B26020

(1) ITEM NO.	(2) SMR CODE	(3) CAGE	(4) PART NUMBER	(5) DESCRIPTION AND USABLE ON CODE (UOC)	(6) QTY
				Group 09 Electrical System Fig. 452 Wiring Installation, Pilot Instrument Panel (Part 2) 7-31 1B26020	
1	PAOZZ	80205	NAS1096-3-8	• Screw, Machine .....	8
2	PAOZZ	88044	AN960JD10L	• Washer, Flat .....	16
3	PAOZZ	81349	M85052/1-12	• Clamp, Loop .....	2
4	PAOOO	02731	7-31 1B25144	• Bracket, Electrical .....	1
5	PAOZZ	96906	MS21075L06N	• • Nut, Self-Locking, PI .....	2
6	PAOZZ	02731	HS4153-02	• • Nut, Self-Locking, PI .....	4
7	PAOZZ	80205	NAS1096-3-12	• Screw, Machine .....	1
8	PAOZZ	02731	HS5346-0009	• Clamp, Loop .....	2
9	PAOZZ	80205	NAS601-20P	• Screw, Machine .....	2
10	PAOZZ	88044	AN960JD6L	• Washer, Flat .....	4
11	PAOZZ	80205	MS21042-06	• Nut, Self-Locking, Ex .....	1
12	PAOZZ	81349	M83413/8-A07AA	• Lead, Electrical .....	1
13	XAOOO	02731	7-31 1B25142-3	• Bracket, Wiring Harn .....	1
14	PAOZZ	80205	MS21075L3E	• • Nut, Self-Locking, PI .....	2
15	PAOZZ	80205	NAS43DD3-12N	• Spacer, Sleeve .....	5
16	PAOZZ	96906	MS24693S272	• Screw, Machine .....	2
17	XDOZZ	02731	HS5346-0005	• Clamp, Loop .....	1
18	PAOZZ	02731	HS5346-0007	• Clamp, Loop .....	1
19	MOOZZ	02731	HS5215C118	• Rubber Strip .....	V
20	PAOZZ	96906	MS21266-1N	• Grommet, Nonmetallic .....	V
21	PAOZZ	80205	MS21042L3	• Nut, Self-Locking, Ex .....	2
END OF FIGURE					



WIRE HARNESS W645



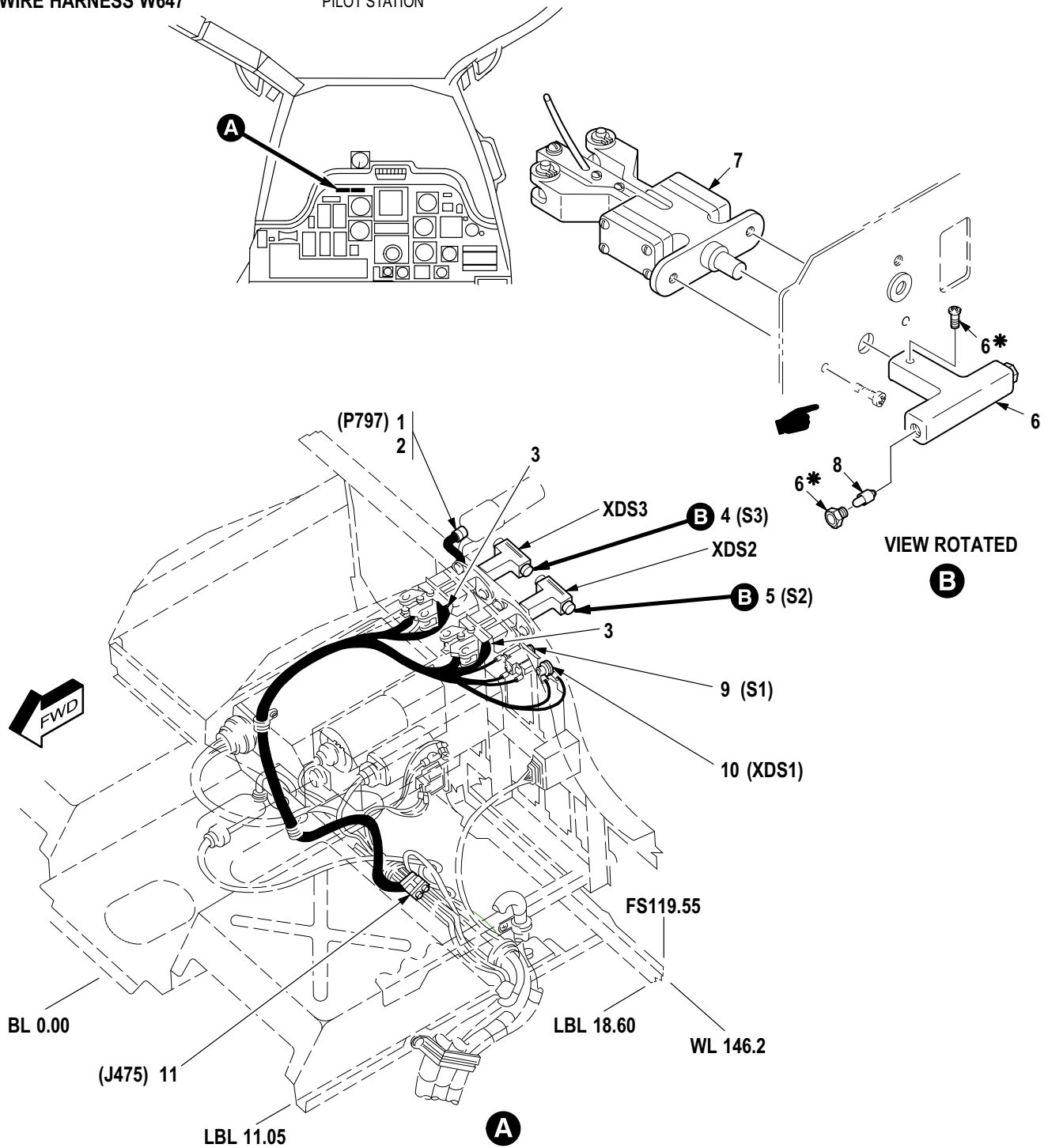
M09-879B

Figure 453. Group 09 Wiring Harness, W645  
7-31 1B24645-003

(1) ITEM NO.	(2) SMR CODE	(3) CAGE	(4) PART NUMBER	(5) DESCRIPTION AND USABLE ON CODE (UOC)	(6) QTY
				Group 09 Electrical System Fig. 453 Wiring Harness, W645 7-31 1B24645-003	
1	PAOZZ	96906	MS27903-1	▪ Switch, Push .....	1
2	PAOZZ	96906	MS24658-22G	▪ Switch, Toggle .....	1
3	XDOZZ	02731	HS5239L2122	▪ Connector, Plug, Elec .....	1
4	PAOZZ	96906	MS24659-23D	▪ Switch, Toggle .....	1
END OF FIGURE					

WIRE HARNESS W647

PILOT STATION



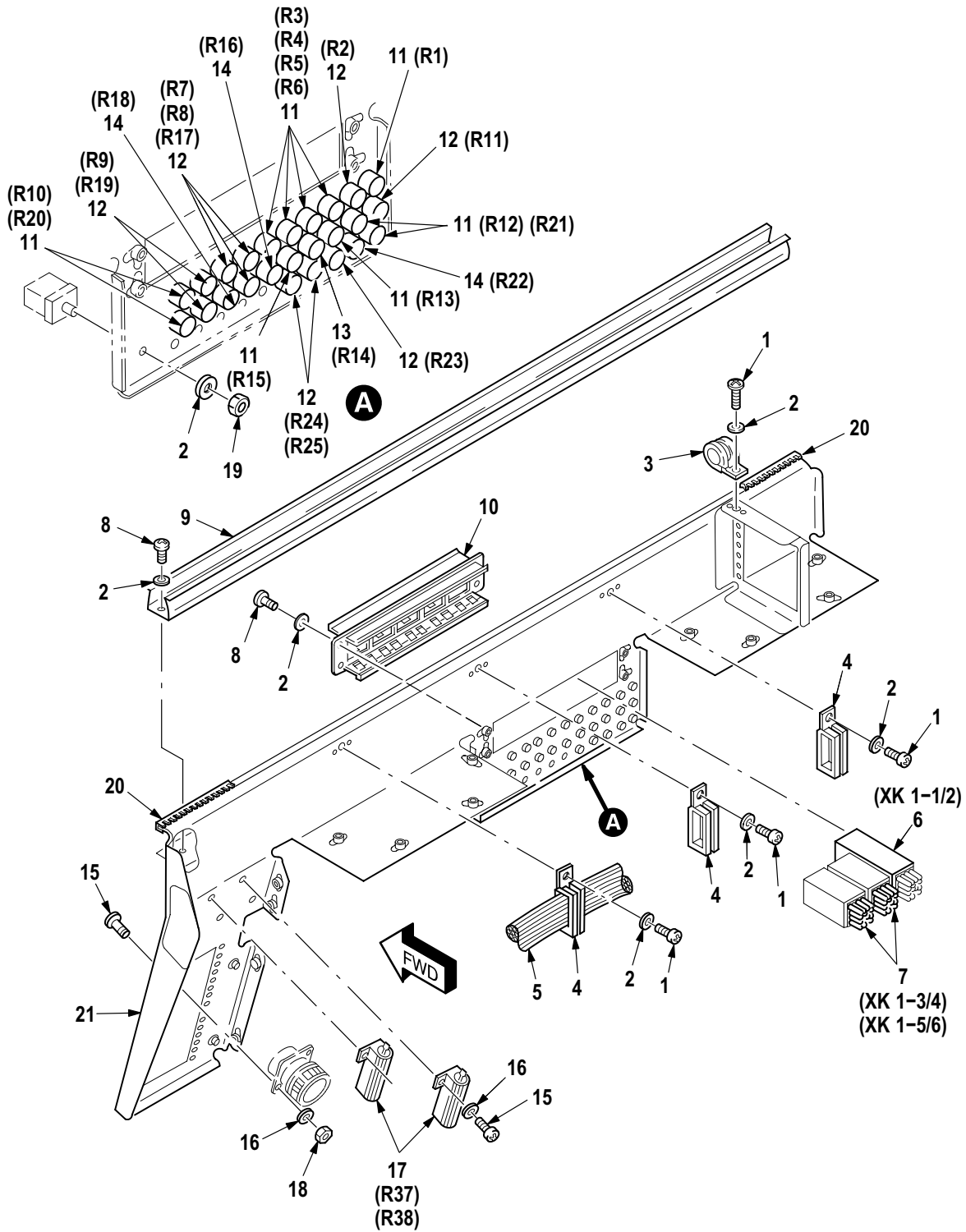
\* SUPPLIED WITH ATTACHED ITEM

M09-890F

Figure 454. Group 09 Wiring Harness, W647  
7-31 1B24647-005



(1) ITEM NO.	(2) SMR CODE	(3) CAGE	(4) PART NUMBER	(5) DESCRIPTION AND USABLE ON CODE (UOC)	(6) QTY
				Group 09 Electrical System Fig. 454 Wiring Harness, W647 7-31 1B24647-005	
1	XDOZZ	96906	MS3476W10-6S	• Connector, Plug, Elec .....	1
2	XDOZZ	81349	M85049/31-10A	• Adapter, Cable Clamp .....	1
3	PAOZZ	81349	M81824/1-1	• Splice, Conductor .....	4
4	PAOOO	02731	HS4167-6	• Switch, Push-Pull .....	1
5	PAOOO	02731	HS4167-5	• Switch, Push-Pull .....	1
6	PAOZZ	02731	HS4167-1	•• Handle, Switch (U/O P/N HS4167-5) .....	1
6	PAOZZ	02731	HS4167-2	•• Handle, Switch (U/O P/N HS4167-6) .....	1
7	PAOZZ	02731	HS4167-4	•• Switch, Push-Pull .....	8
8	PAOZZ	96906	MS25237-327	•• Lamp, Incandescent .....	2
9	PAOZZ	96906	MS24523-27	• Switch, Toggle .....	1
10	PAOZZ	96906	MS90335-2	• Connector, Receptacl .....	1
11	XDOZZ	02731	HS5239D2120	• Connector, Receptacl .....	1
END OF FIGURE					



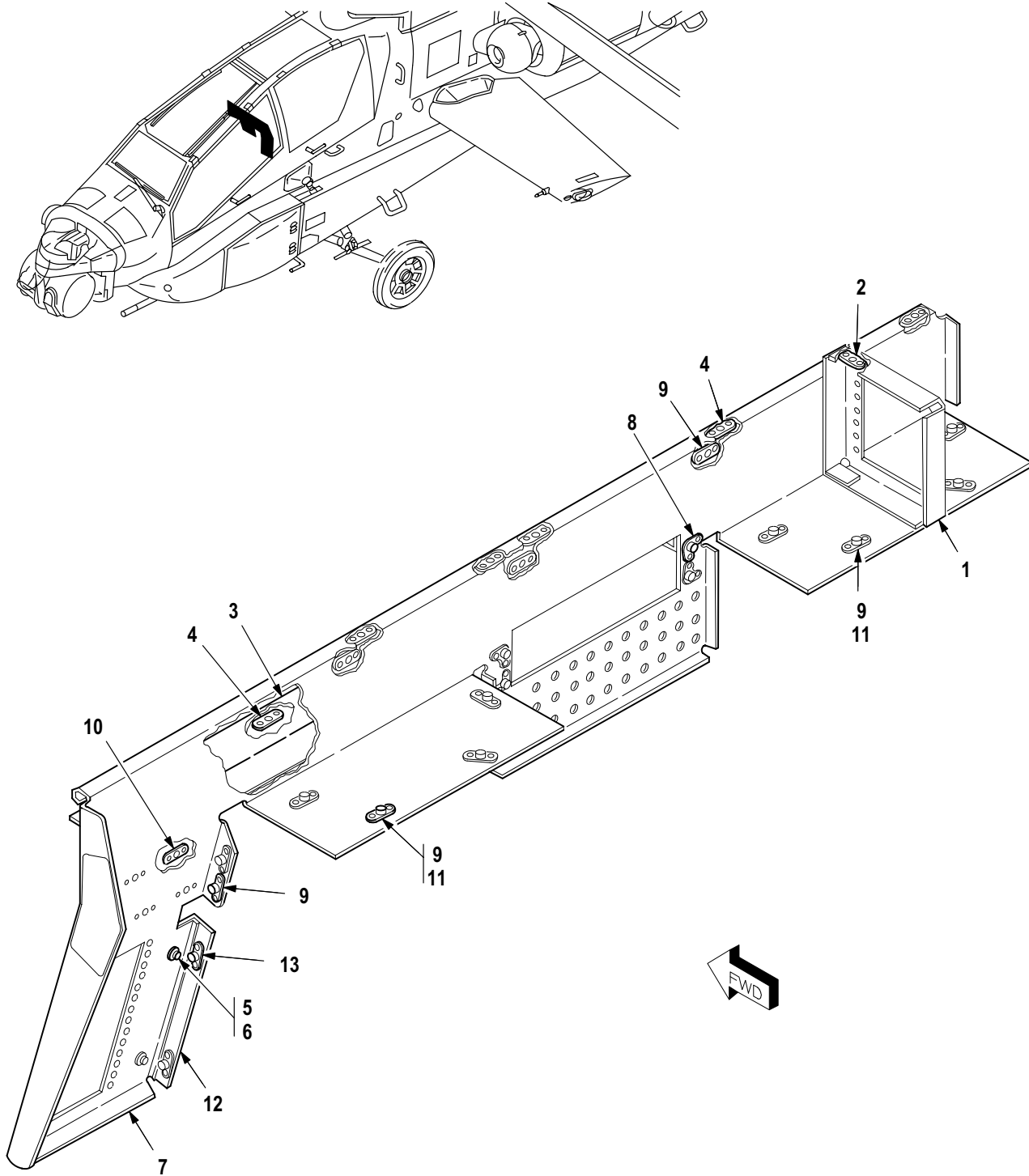
M09-1011D

Figure 455. Group 09 Matrix Assembly, Pilot Instrument Panel (A326)  
7-31 1B25177-11

(1) ITEM NO.	(2) SMR CODE	(3) CAGE	(4) PART NUMBER	(5) DESCRIPTION AND USABLE ON CODE (UOC)	(6) QTY
				Group 09 Electrical System Fig. 455 Matrix Assembly, Pilot Instrument Panel (A326) 7-31 1B25177-1 1 See Fig. 451 for NHA	
1	PAOZZ	80205	NAS603-8P	• Screw, Machine .....	1
2	PAOZZ	88044	AN960JD10L	• Washer, Flat .....	14
3	PAOZZ	96906	MS21919WDG6	• Clamp, Loop .....	1
4	XDOZZ	02731	HS4922W01-12-27	• Clamp, Loop .....	3
5	XCOOO	02731	7-31 1B24646-033	• Wire Harness (See Fig. 456 for Breakdown) .....	1
6	PAOZZ	02731	HS4738-62D0	• Relay, Electromagnet .....	1
7	PAOZZ	02731	HS4228-1 101	• Relay, Electromagnet .....	2
8	PAOZZ	80205	NAS603-7P	• Screw, Machine .....	9
9	PAOZZ	02731	HS4785-1 10	• Retainer, Socket, Plu .....	1
10	PAOZZ	02731	HS4778-155	• Terminal Junction B .....	1
11	PAOZZ	02731	HS5291-2323	• Resistor, Variable, W .....	11
12	PAOZZ	02731	HS5291-2322	• Resistor, Variable, W .....	10
13	PAOZZ	02731	HS5291-2324	• Resistor, Variable, W .....	1
14	PAOZZ	02731	HS5291-2321	• Resistor, Variable, W .....	3
15	PAOZZ	80205	NAS600-7P	• Screw, Machine .....	8
16	PAOZZ	88044	AN960JD4L	• Washer, Flat .....	8
17	PAOZZ	81349	RER75F2R00R	• Resistor, Fixed, Wire .....	2
18	PAOZZ	80205	MS21042L04	• Nut, Self-Locking, Ex .....	4
19	PAOZZ	80205	MS21042L3	• Nut, Self-Locking, Ex .....	1
20	PAOZZ	96906	MS21266-1N	• Grommet, Nonmetallic .....	3
21	PAOOO	02731	7-31 1B25176	• Support, Distributor (See Fig. 457 for Breakdown) .....	1
END OF FIGURE					



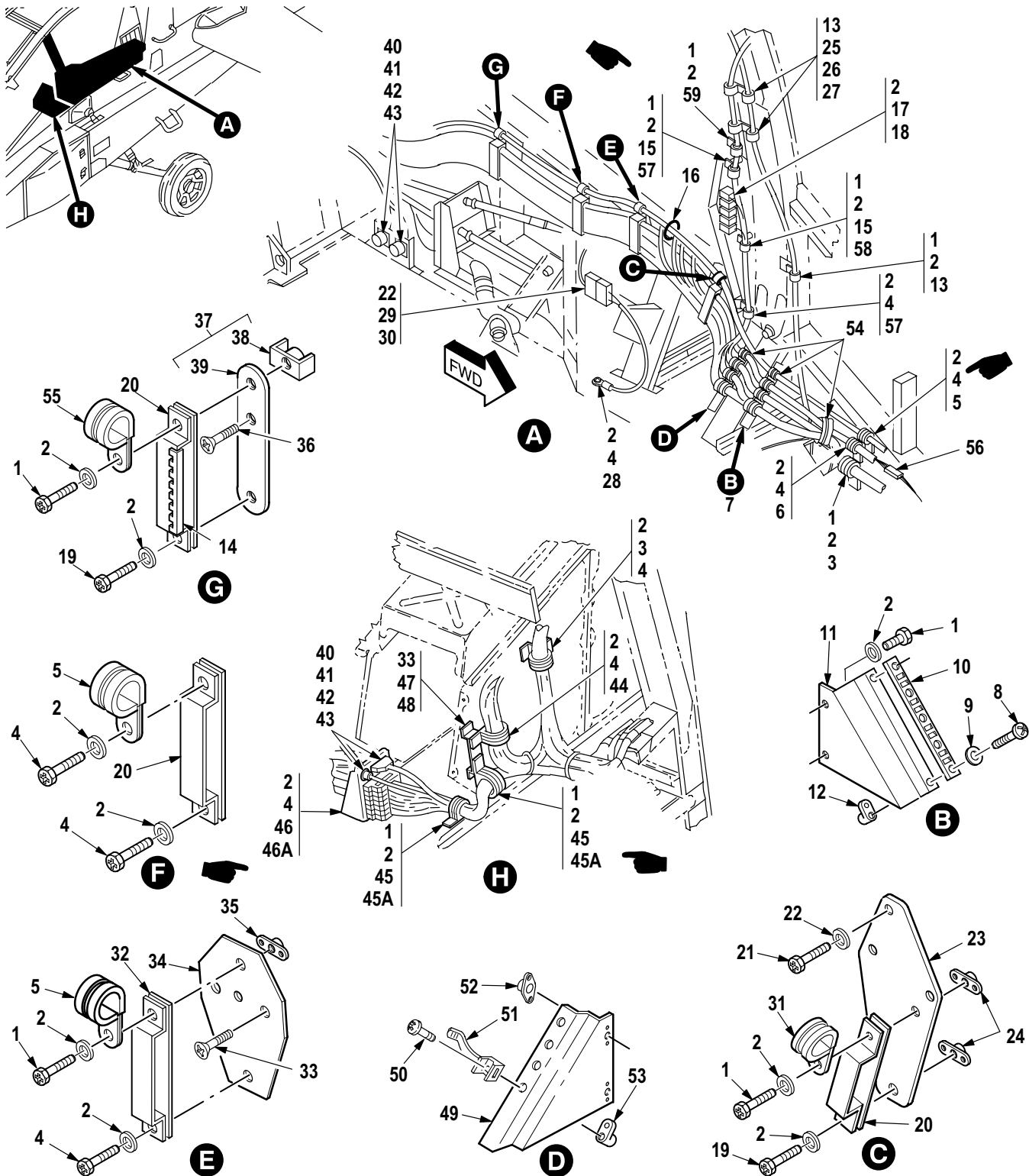
(1) ITEM NO.	(2) SMR CODE	(3) CAGE	(4) PART NUMBER	(5) DESCRIPTION AND USABLE ON CODE (UOC)	(6) QTY
				Group 09 Electrical System Fig. 456 Wiring Harness, W646 7-31 1B24646-033 See Fig. 455 for NHA	
1	XDOZZ	02731	HS5239B2120W	• Connector, Receptacl .....	1
2	XDOZZ	02731	HS5239D2120W	• Connector, Receptacl .....	1
3	PAOZZ	02731	HS5239-9220	• Connector, Receptacl .....	5
4	XDOZZ	02731	HS5239G2120W	• Connector, Receptacl .....	1
5	XDOZZ	02731	HS5239L2120	• Connector, Plug, Elec .....	1
6	XDOZZ	02731	HS5239N2120	• Connector, Receptacl .....	1
7	XDOZZ	02731	HS5239M2123	• Connector, Receptacl .....	1
8	PAOZA	09205	149004-2	• Terminal Junction B .....	6
9	XDOZZ	02731	HS5239K2120	• Connector, Receptacl .....	1
10	PAOZZ	81349	M83519/1-2	• Splice, Conductor .....	9
11	PAOZZ	81755	C8713-20-1 11	• Terminal Junction B .....	18
12	XDOZZ	02731	HS5239B2122	• Connector, Plug, Elec .....	1
13	PAOZZ	02731	HS4737-2210	• Terminal Junction B .....	1
14	PAOZZ	02731	HS5395-1002	• Electronic Componen .....	1
15	PAOZZ	02731	HS4737-2004	• Contact Assembly, EI Module .....	9
16	PAOZZ	11139	CTJ122E02D513	• Terminal Junction B .....	2
17	XDOZZ	81755	C8713-20-1 13	• Terminal Junction B .....	10
18	XDOZZ	02731	HS4789-120	• Terminal Junction B .....	1
19	XDOZA	96906	MS27656T15B97P	• Connector, Receptacl .....	1
20	PAOZZ	26512	GM812A2	• Terminal Junction B .....	2
21	PAOZZ	11139	CTJ122E01C-8001	• Terminal Junction B .....	1
22	XDOZZ	02731	HS5239R2120	• Connector, Receptacl .....	1
23	XDOZZ	02731	HS5239E2120W	• Connector, Receptacl .....	1
24	XDOZZ	02731	HS5239A2120	• Connector, Receptacl .....	1
25	XDOZZ	02731	HS5239F2120W	• Connector, Receptacl .....	1
26	XDOZZ	02731	HS5239C2120	• Connector, Receptacl .....	1
27	XDOZZ	02731	HS5239S2120	• Connector, Receptacl .....	1
28	XDOZZ	02731	HS5239G2122	• Connector, Receptacl .....	1
29	XDOZZ	02731	HS5239P2120	• Connector, Receptacl .....	1
30	XDOZZ	02731	HS5239H2120	• Connector, Receptacl .....	1
31	PAOZZ	02731	HS5239-9221	• Connector, Receptacl .....	4
32	XDOZZ	02731	HS5239J2120W	• Connector, Receptacl .....	1
END OF FIGURE					



M09-1012C

Figure 457. Group 09 Support, Distributor  
7-31 1B25176

(1) ITEM NO.	(2) SMR CODE	(3) CAGE	(4) PART NUMBER	(5) DESCRIPTION AND USABLE ON CODE (UOC)	(6) QTY
				Group 09 Electrical System Fig. 457 Support, Distributor 7-31 1B25176 See Fig. 455 for NHA	
1	XAOOO	02731	7-31 1B25176-5	• Bracket, Connector .....	1
2	PAOZZ	80205	MS21075L3E	•• Nut, Self-Locking, PI .....	1
3	XAOOO	02731	7-31 1B25176-7	• Bracket, Terminal Bd .....	1
4	PAOZZ	80205	MS21075L3E	•• Nut, Self-Locking, PI .....	5
5	PAOZZ	80205	NAS1096-3-8	• Screw, Machine .....	2
6	PAOZZ	88044	AN960JD10L	• Washer, Flat .....	2
7	XAOOO	02731	7-31 1B25176-3	• Support .....	1
8	PAOZZ	96906	MS21073L3	•• Nut, Self-Locking, PI .....	4
9	PAOZZ	80205	MS21075L3E	•• Nut, Self-Locking, PI .....	18
10	PAOZZ	96906	MS21075L04E	•• Nut, Self-Locking, PI .....	4
11	PAOZZ	02731	7-31 1B25176-15	•• Spacer, Plate .....	8
12	XAOOO	02731	7-31 1B25176-13	• Angle .....	1
13	PAOZZ	80205	MS21075L3E	•• Nut, Self-Locking, PI .....	4
END OF FIGURE					



M09-1046M

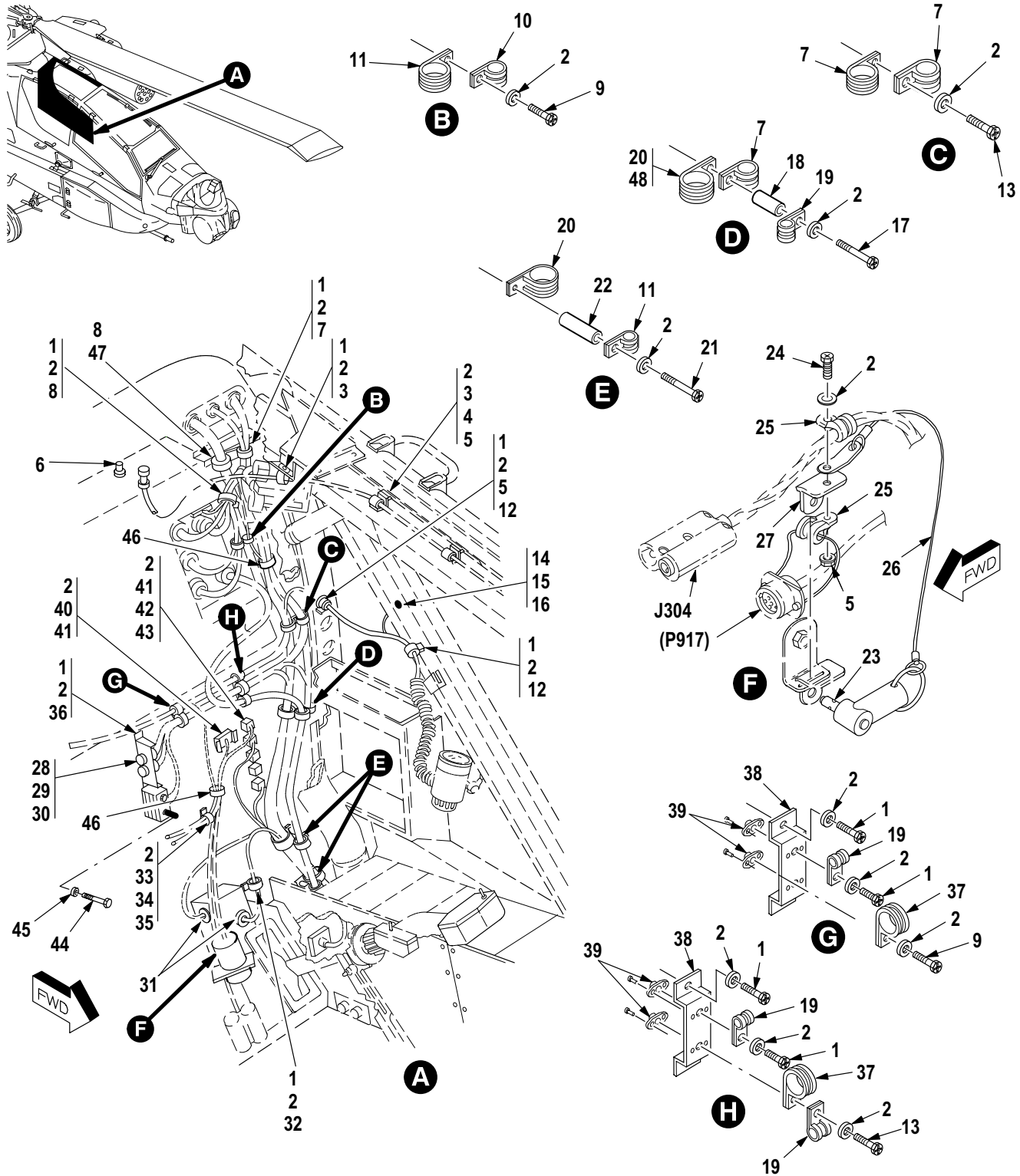
Figure 458. Group 09 Wiring Installation, Pilot Console LH (Part 1)  
7-31 1B26017 (Usbl Eff 82-23355 thru 88-0199)  
7-31 1B26017-601 (Usbl Eff 88-0200 and Subs)



(1) ITEM NO.	(2) SMR CODE	(3) CAGE	(4) PART NUMBER	(5) DESCRIPTION AND USABLE ON CODE (UOC)	(6) QTY
				Group 09 Electrical System Fig. 458 Wiring Installation, Pilot Console LH (Part 1) 7-31 1B26017 (Usbl Eff 82-23355 thru 88-0199) 7-31 1B26017-601 (Usbl Eff 88-0200 and Subs)	
1	PAOZZ	80205	NAS1096-3-12	• Screw, Machine .....	8
2	PAOZZ	88044	AN960JD10L	• Washer, Flat .....	24
3	PAOZZ	81349	M85052/1-22	• Clamp, Loop .....	2
4	PAOZZ	80205	NAS1096-3-8	• Screw, Machine .....	10
5	PAOZZ	02731	HS5346-001 1	• Clamp, Loop (Qty 1 Usbl Eff 82-23355 thru 88-0199) ....	2
6	PAOZZ	81349	M85052/1-18	• Clamp, Loop .....	1
7	PAOOO	02731	7-21 1B25039-1	• Bracket, Double Angl .....	1
8	PAOZZ	96906	MS51957-30	•• Screw, Machine .....	5
9	PAOZZ	88044	AN960KD6L	•• Washer, Flat .....	5
10	PAOZZ	96906	MS3339-4-9	•• Mounting Base, Tiedo .....	1
11	PAOOO	02731	7-21 1B25039-3	•• Bracket, Double Angl .....	1
12	PAOZZ	96906	MS21072L06	••• Nut, Self-Locking, Pl .....	5
13	PAOZZ	96906	MS21919WDG5	• Clamp, Loop .....	3
14	PAOZZ	96906	MS21266-1N	• Grommet, Nonmetallic .....	V
15	PAOZZ	80205	NAS43DD3-16	• Spacer, Sleeve .....	2
16	PAOZZ	96906	MS21266-2N	• Grommet, Nonmetallic .....	V
17	PAOZZ	96906	MS21083N3	• Nut, Self-Locking, He .....	5
18	XDOZZ	02731	HS4789-120	• Terminal Junction B .....	5
19	PAOZZ	80205	NAS1096-3-10	• Screw, Machine .....	2
20	PAOZZ	02731	HS5334-08-08-54	• Clamp, Loop .....	3
21	PAOZZ	80205	NAS1096-1-12	• Screw, Machine .....	6
22	PAOZZ	88044	AN960JD6L	• Washer, Flat .....	4
23	PAOOO	02731	7-31 1B25037-9	• Support, Wiring Harn .....	1
24	PAOZZ	80205	MS21075L3E	•• Nut, Self-Locking, Pl .....	2
25	PAOZZ	80205	NAS623-3-3	• Screw, Machine .....	1
26	PAOZZ	02731	HS306-324	• Washer, Flat .....	7
27	PAOZZ	96906	MS21919WDG7	• Clamp, Loop .....	2
28	XDOZZ	96906	MS25083-2AB10	• Lead, Electrical .....	1
29	PAOZZ	80205	NAS1635-06-12	• Screw, Machine .....	2
30	PAOZZ	96906	MS35338-136	• Washer, Lock .....	2
31	PAOZZ	02731	HS5346-0008	• Clamp, Loop (Qty 9 Usbl Eff 82-23355 thru 88-0199) ....	2
32	PAOZZ	02731	HS5334-08-08-60	• Strap, Retaining .....	1
33	PAOZZ	96906	MS24693S272	• Screw, Machine .....	3
34	PAOOO	02731	7-31 1B25034	• Support, Wiring Harn .....	1
35	PAOZZ	80205	MS21075L3E	•• Nut, Self-Locking, Pl .....	1
36	PAOZZ	02731	HS4727-3-1	• Screw, Close Toleran .....	1
37	XDOFF	02731	7-31 1B25125-17	• Clamp, Loop .....	1
38	XAOZZ	02731	HS4153-02	•• Nut, Self-Locking, Pl .....	1
39	XDFZZ	02731	7-31 1B25125-19	•• Support, Special .....	1
40	PAOZZ	96906	MS51957-17	• Screw, Machine .....	12
41	PAOZZ	88044	AN960JD4L	• Washer, Flat (Qty 24 Usbl Eff 82-23355 thru 88-0199) ...	12
42	PAOZZ	96906	MS35338-135	• Washer, Lock .....	12
43	PAOZZ	80205	MS21042L04	• Nut, Self-Locking, Ex (Qty 24 Usbl Eff 82-23355 thru 88-0199) .....	12
44	XDOZZ	02731	HS5346-0024	• Clamp, Loop (Qty 4 Usbl Eff 82-23355 thru 88-0199) ....	1
45	XDOZZ	02731	HS5346-0016	• Clamp, Loop .....	2

(1) ITEM NO.	(2) SMR CODE	(3) CAGE	(4) PART NUMBER	(5) DESCRIPTION AND USABLE ON CODE (UOC)	(6) QTY
45A	PAOZZ	02731	HS5773DC19NB	• Clamp, Loop A/C With MWO 1-1520-238-50-49 Incorporated . . . . .	2
46	PAOZZ	02731	7-31 1B25133	• Wire Support Assy . . . . .	1
46A	PAOZZ	02731	7-31 1B25133-7	• Support, Structural A/C With MWO 1-1520-238-50-49 Incorporated . . . . .	1
47	PAOOO	02731	7-31 1B25141	• Bracket, Mounting . . . . .	2
48	PAOZZ	80205	MS21075L3E	• • Nut, Self-Locking, Pl . . . . .	5
49	PAOOO	02731	7-31 1B25039	• Bracket, Mounting . . . . .	1
50	PAOZZ	80205	NAS602-8	• • Screw, Machine . . . . .	4
51	PAOZZ	02731	HS4271-2S8	• • Mounting Base, Tiedo . . . . .	4
52	PAOZZ	96906	MS21072L08	• • Nut, Self-Locking, Pl . . . . .	4
53	PAOZZ	96906	MS21075L3E	• • Nut, Self-Locking, Pl . . . . .	2
53	PAOZZ	80205	MS21075L3E	• • Nut, Self-Locking, Pl . . . . .	2
54	MOOZZ	02731	HS5215C118	• Rubber Strip . . . . .	V
55	PAOZZ	02731	HS5346-0010	• Clamp, Loop . . . . .	8
56	PAOZZ	02731	HS5960-03-20-20	• Coupler, Data, Bus A/C With MWO 1-1520-238-50-49 Incorporated . . . . .	1
57	PAOZZ	02731	HS5773DC12NB	• Clamp, Loop A/C With MWO 1-1520-238-50-49 Incorporated . . . . .	1
58	PAOZZ	02731	HS5773DC11NB	• Clamp, Loop A/C With MWO 1-1520-238-50-49 Incorporated . . . . .	1
59	PAOZZ	8V613	HS5773DC14NB	• Clamp, Loop A/C With MWO 1-1520-238-50-49 Incorporated . . . . .	1
END OF FIGURE					





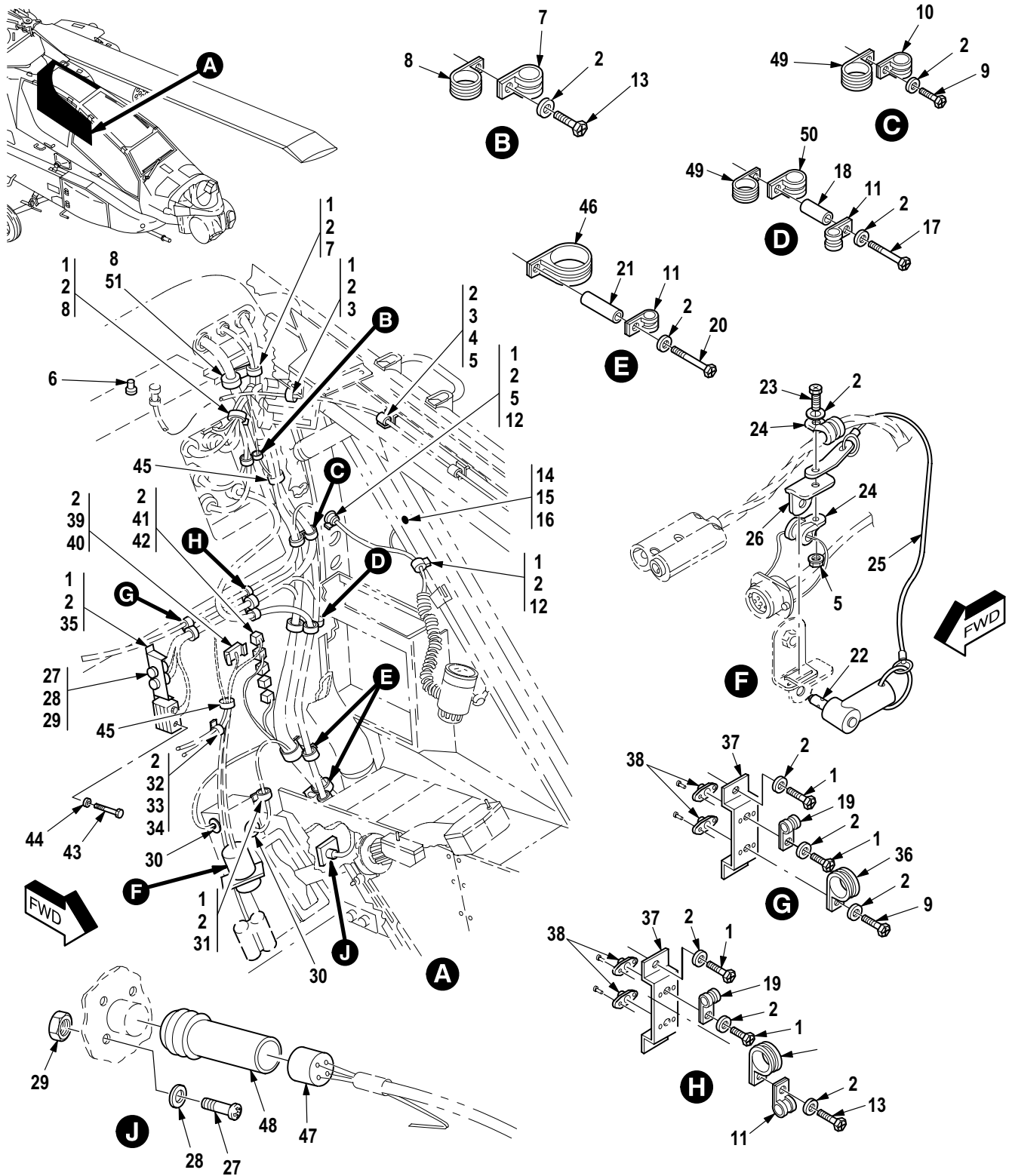
M09-1047K

Figure 459. Group 09 Wiring Installation, Pilot Console LH (Part 2)  
7-311B26017 (Usbl Eff 82-23355 thru 88-0199)

(1) ITEM NO.	(2) SMR CODE	(3) CAGE	(4) PART NUMBER	(5) DESCRIPTION AND USABLE ON CODE (UOC)	(6) QTY
				Group 09 Electrical System Fig. 459 Wiring Installation, Pilot Console LH (Part 2) 7-31 1B26017 (Usbl Eff 82-23355 thru 88-0199)	
1	PAOZZ	80205	NAS1096-3-8	• Screw, Machine .....	13
2	PAOZZ	88044	AN960JD10L	• Washer, Flat .....	24
3	PAOZZ	96906	MS21919WDG5	• Clamp, Loop .....	2
4	PAOZZ	80205	NAS603-8	• Screw, Machine .....	4
5	PAOZZ	80205	MS21042L3	• Nut, Self-Locking, Ex .....	8
6	XDOZA	81349	M39012/62-4001	• Connector, Receptacl .....	1
7	XDOZZ	02731	HS5346-0016	• Clamp, Loop .....	5
8	XDOZZ	02731	HS5346-0020	• Clamp, Loop (Qty 1 Usbl Eff 82-23355 thru 88-0199) ....	1
9	PAOZZ	80205	NAS1096-3-12	• Screw, Machine .....	2
10	PAOZZ	02731	HS5346-0006	• Clamp, Loop .....	1
11	PAOZZ	02731	HS5346-001 1	• Clamp, Loop (Qty 1 Usbl Eff 82-23355 thru 88-0199) ....	2
12	PAOZZ	96906	MS21919WDG2	• Clamp, Loop .....	2
13	PAOZZ	80205	NAS1096-3-9	• Screw, Machine .....	2
14	PAOZZ	96906	MS21042L08	• Nut, Self-Locking, Ex .....	1
15	PAOZZ	88044	AN960JD8L	• Washer, Flat .....	1
16	XDOZZ	02731	HS4869-2008	• Terminal, Stud .....	1
17	PAOZZ	80205	NAS1096-3-31	• Screw, Machine .....	1
18	PAOZZ	80205	NAS43DD3-72	• Spacer, Sleeve .....	1
19	PAOZZ	02731	HS5346-0008	• Clamp, Loop (Qty 9 Usbl Eff 82-23355 thru 88-0199) ....	3
20	XDOZZ	02731	HS5346-0024	• Clamp, Loop (Qty 4 Usbl Eff 82-23355 thru 88-0199) ....	1
20	PAOZZ	02731	HS5346-0025	• Clamp, Loop A/C With MWO 1-1520-238-50-40 Incorporated .....	2
21	PAOZZ	80205	NAS1096-3-38	• Screw, Machine .....	1
22	PAOZZ	80205	NAS43DD3-106N	• Spacer, Sleeve .....	1
23	PAOZZ	80205	NAS1334A5C04D	• Pin, Quick Release .....	1
24	PAOZZ	80205	NAS1096-3-10	• Screw, Machine .....	1
25	PAOZZ	96906	MS21919WDG4	• Clamp, Loop .....	2
26	PAOZZ	02731	HS4494-4-400	• Wire Rope Assembly, .....	1
27	PAOZZ	02731	7-21 1B25096	• Bracket, Angle .....	1
28	PAOZZ	96906	MS51957-17	• Screw, Machine .....	8
29	PAOZZ	88044	AN960JD4L	• Washer, Flat (Qty 24 Usbl Eff 82-23355 thru 88-0199) ...	8
30	PAOZZ	80205	MS21042L04	• Nut, Self-Locking, Ex (Qty 24 Usbl Eff 82-23355 thru 88-0199) .....	8
31	XDOZZ	96906	MS35489-3S	• Grommet, Nonmetallic (Usbl Eff 82-23355 thru 88-0199) .....	1
31	PAOZZ	96906	MS35489-8S	• Grommet, Nonmetallic (Usbl Eff 88-0200 and Subs) .....	1
32	PAOZZ	81349	M85052/1-1 1	• Clamp, Loop .....	1
33	PAOZZ	80205	NAS1096-3-16	• Screw, Machine .....	1
34	PAOZZ	80205	NAS43DD3-32N	• Spacer, Sleeve .....	1
35	PAOZZ	02731	HS5346-0003	• Clamp, Loop .....	1
36	PAOZZ	02731	7-31 1B25109	• Bracket, Electrical .....	1
37	PAOZZ	81349	M85052/1-12	• Clamp, Loop .....	1
38	XDOZZ	02731	7-31 1B25130	• Support Assy, Wire .....	2
39	PAOZZ	80205	MS21075L3E	• Nut, Self-Locking, Pl .....	2
40	PAOZZ	80205	NAS603-9P	• Screw, Machine .....	2
41	PAOZZ	02731	HS4778-102	• Rack, Electronic Jun .....	1
42	PAOZZ	96906	MS21083N3	• Nut, Self-Locking, He .....	5
43	XDOZZ	02731	HS4789-120	• Terminal Junction B .....	5
44	PAOZZ	80205	NAS1096-1-31	• Screw, Machine .....	1

(1) ITEM NO.	(2) SMR CODE	(3) CAGE	(4) PART NUMBER	(5) DESCRIPTION AND USABLE ON CODE (UOC)	(6) QTY
45	PAOZZ	88044	AN960JD6L	• Washer, Flat .....	2
46	MOOZZ	02731	HS5215C118	• Rubber Strip .....	V
47	PAOZZ	81349	M85052/1-21	• Clamp, Loop	
				A/C With MWO 1-1520-238-50-40 Incorporated .....	1
48	PAOZZ	81349	M85052/1-22	• Clamp, Loop	
				A/C With MWO 1-1520-238-50-40 Incorporated .....	2
END OF FIGURE					





M09-1220D

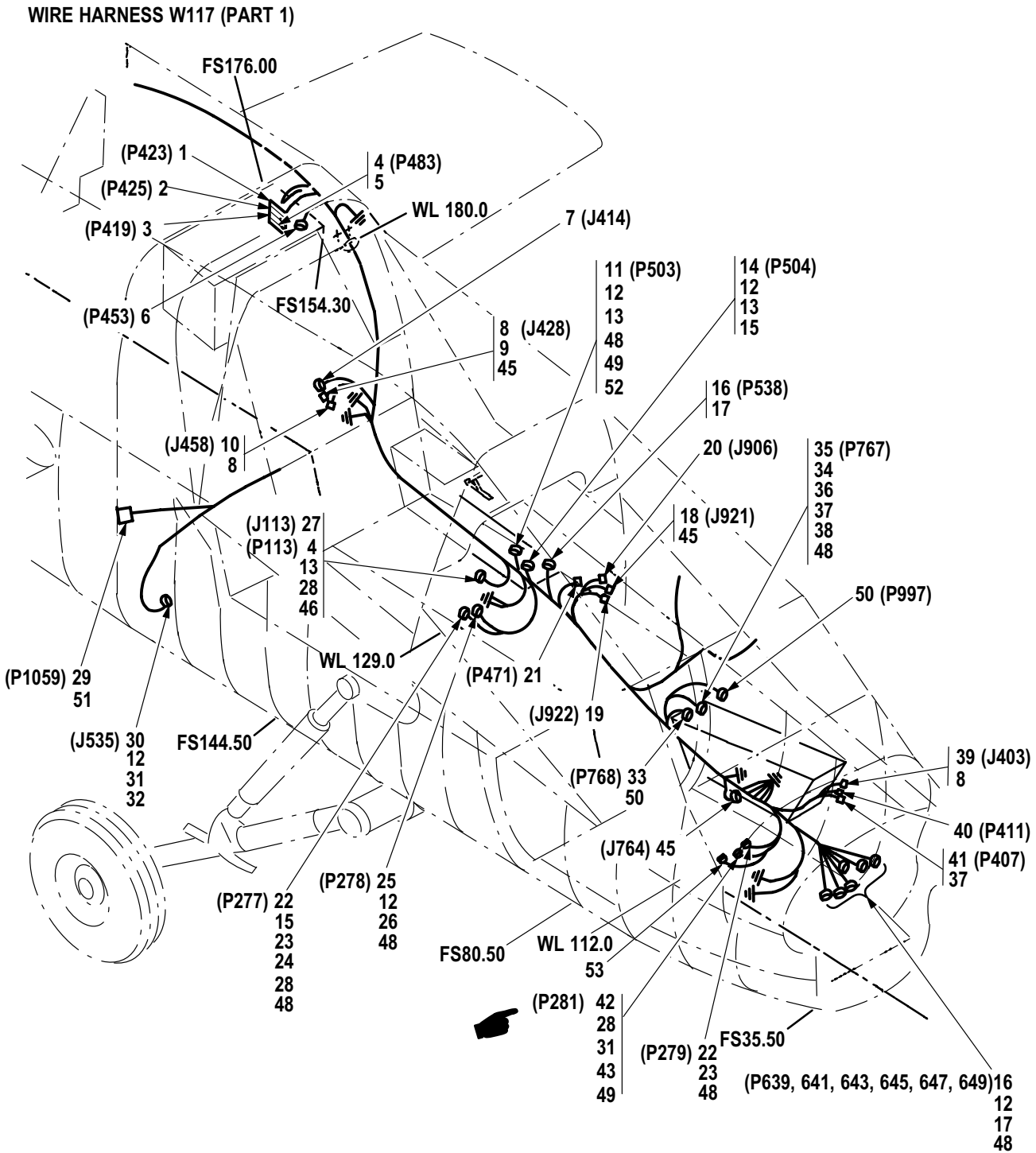
Figure 460. Group 09 Wiring Installation, Pilot Console LH (Part 3)  
7-311B26017-601 (Usbl Eff 88-0200 and Subs)



(1) ITEM NO.	(2) SMR CODE	(3) CAGE	(4) PART NUMBER	(5) DESCRIPTION AND USABLE ON CODE (UOC)	(6) QTY
				Group 09 Electrical System Fig. 460 Wiring Installation, Pilot Console LH (Part 3) 7-31 1B26017-601 (Usbl Eff 88-0200 and Subs)	
1	PAOZZ	80205	NAS1096-3-8	• Screw, Machine .....	13
2	PAOZZ	88044	AN960JD10L	• Washer, Flat .....	24
3	PAOZZ	96906	MS21919WDG5	• Clamp, Loop .....	2
4	PAOZZ	80205	NAS603-8	• Screw, Machine .....	4
5	PAOZZ	80205	MS21042L3	• Nut, Self-Locking, Ex .....	2
6	XDOZA	81349	M39012/62-4001	• Connector, Receptacl .....	1
7	XDOZZ	02731	HS5346-0016	• Clamp, Loop .....	2
8	XDOZZ	02731	HS5346-0020	• Clamp, Loop (Qty 1 Usbl Eff 82-23355 thru 88-0199) ....	2
9	PAOZZ	80205	NAS1096-3-12	• Screw, Machine .....	2
10	PAOZZ	02731	HS5346-0017	• Clamp, Loop .....	1
11	PAOZZ	02731	HS5346-0011	• Clamp, Loop (Qty 1 Usbl Eff 82-23355 thru 88-0199) ....	3
12	PAOZZ	96906	MS21919WDG2	• Clamp, Loop .....	2
13	PAOZZ	80205	NAS1096-3-9	• Screw, Machine .....	4
14	PAOZZ	96906	MS21042L08	• Nut, Self-Locking, Ex .....	1
15	PAOZZ	88044	AN960JD8L	• Washer, Flat .....	1
16	XDOZZ	02731	HS4869-2008	• Terminal, Stud .....	1
17	PAOZZ	80205	NAS1096-3-31	• Screw, Machine .....	1
18	PAOZZ	80205	NAS43DD3-72	• Spacer, Sleeve .....	1
19	PAOZZ	02731	HS5346-0008	• Clamp, Loop (Qty 9 Usbl Eff 82-23355 thru 88-0199) ....	2
20	PAOZZ	80205	NAS1096-3-38	• Screw, Machine .....	1
21	PAOZZ	80205	NAS43DD3-106N	• Spacer, Sleeve .....	1
22	PAOZZ	80205	NAS1334A5C04D	• Pin, Quick Release .....	1
23	PAOZZ	80205	NAS1096-3-10	• Screw, Machine .....	1
24	PAOZZ	96906	MS21919WDG4	• Clamp, Loop .....	2
25	PAOZZ	02731	HS4494-4-400	• Wire Rope Assembly, .....	1
26	PAOZZ	02731	7-21 1B25096	• Bracket, Angle .....	1
27	PAOZZ	96906	MS51957-17	• Screw, Machine .....	8
28	PAOZZ	88044	AN960JD4L	• Washer, Flat (Qty 24 Usbl Eff 82-23355 thru 88-0199) ...	8
29	PAOZZ	80205	MS21042L04	• Nut, Self-Locking, Ex (Qty 24 Usbl Eff 82-23355 thru 88-0199) .....	8
30	PAOZZ	96906	MS35489-8S	• Grommet, Nonmetallic (Usbl Eff 88-0200 and Subs) ....	1
31	PAOZZ	81349	M85052/1-11	• Clamp, Loop .....	1
32	PAOZZ	80205	NAS1096-3-16	• Screw, Machine .....	1
33	PAOZZ	80205	NAS43DD3-32N	• Spacer, Sleeve .....	1
34	PAOZZ	02731	HS5346-0003	• Clamp, Loop .....	1
35	PAOZZ	02731	7-31 1B25109	• Bracket, Electrical .....	1
36	PAOZZ	81349	M85052/1-12	• Clamp, Loop .....	1
37	XDOZZ	02731	7-31 1B25130	• Support Assy, Wire .....	2
38	PAOZZ	80205	MS21075L3E	• Nut, Self-Locking, Pl .....	2
39	PAOZZ	80205	NAS603-9P	• Screw, Machine .....	2
40	PAOZZ	02731	HS4778-102	• Rack, Electronic Jun .....	1
41	PAOZZ	96906	MS21083N3	• Nut, Self-Locking, He .....	5
42	XDOZZ	02731	HS4789-120	• Terminal Junction B .....	5
43	PAOZZ	80205	NAS1096-1-31	• Screw, Machine .....	1
44	PAOZZ	88044	AN960JD6L	• Washer, Flat .....	2
45	MOOZZ	02731	HS5215C118	• Rubber Strip .....	V

(1) ITEM NO.	(2) SMR CODE	(3) CAGE	(4) PART NUMBER	(5) DESCRIPTION AND USABLE ON CODE (UOC)	(6) QTY
46	PAOZZ	02731	HS5346-0025	• Clamp, Loop A/C With MWO 1-1520-238-50-40 Incorporated . . . . .	2
46	XDOZZ	02731	HS5346-0027	• Clamp, Loop (Usbl Eff 88-0200 and Subs) . . . . .	2
47	PAOZA	81349	D38999/26WA35PN	• Connector, Plug, Elec (Usbl Eff 88-0200 and Subs) . . . . .	1
48	XDOZZ	02731	HS5003-0204	• Adapter, Connector (Usbl Eff 88-0200 and Subs) . . . . .	1
49	XDOZZ	02731	HS5346-0021	• Clamp, Loop . . . . .	2
49	PAOZZ	81349	M85052/1-22	• Clamp, Loop A/C With MWO 1-1520-238-50-40 Incorporated . . . . .	2
50	PAOZZ	02731	HS5346-0018	• Clamp, Loop . . . . .	2
51	PAOZZ	81349	M85052/1-21	• Clamp, Loop A/C With MWO 1-1520-238-50-40 Incorporated . . . . .	1
END OF FIGURE					





M09-853M

Figure 461. Group 09 Wiring Harness, W117 (Part 1)

7-31 1B24117-033

7-31 1B24117-035 A/C With MWO 1-1520-238-50-49 Incorporated

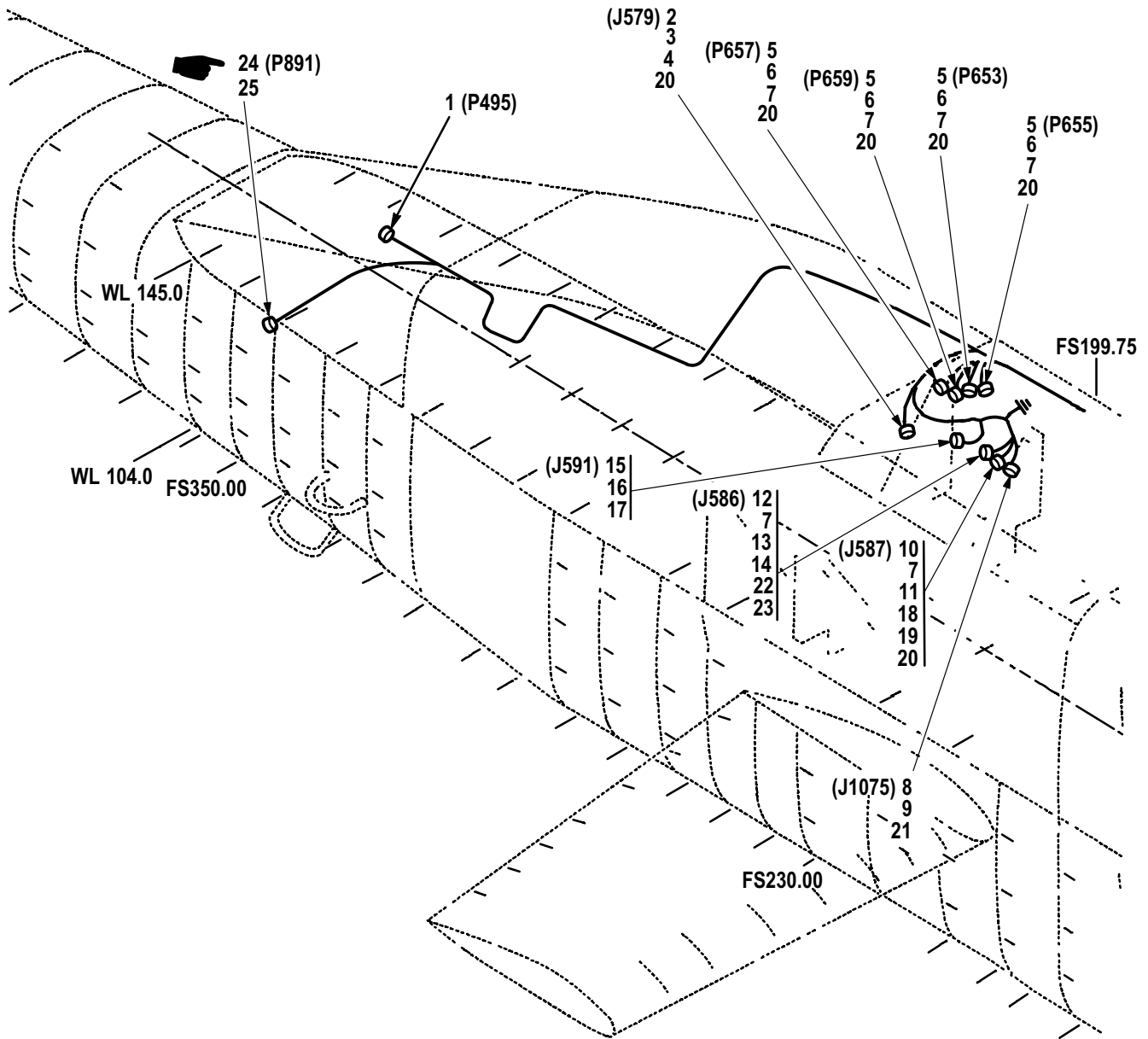
7-31 1B24117-037 A/C With MWO 9-1090-208-50-11 Incorporated

(1) ITEM NO.	(2) SMR CODE	(3) CAGE	(4) PART NUMBER	(5) DESCRIPTION AND USABLE ON CODE (UOC)	(6) QTY
				Group 09 Electrical System Fig. 461 Wiring Harness, W117 (Part 1) 7-31 1B24117-033 7-31 1B24117-035 A/C With MWO 1-1520-238-50-49 Incorporated 7-31 1B24117-037 A/C With MWO 9-1090-208-50-11 Incorporated	
1	XDOZZ	02731	HS5239G1220W	• Connector, Receptacl . . . . .	1
2	XDOZZ	02731	HS5239H1220W	• Connector, Receptacl . . . . .	1
3	XDOZZ	02731	HS5239J1220W	• Connector, Plug, Elec . . . . .	1
4	PAOZZ	02731	HS5239-9221	• Connector, Receptacl . . . . .	2
5	XDOZZ	02731	HS5239K1220W	• Connector, Plug, Elec . . . . .	1
6	XDOZA	96906	MS27467T25B24SA	• Connector, Plug, Elec . . . . .	1
7	XDOZA	96906	MS27656T15B5P	• Connector, Receptacl . . . . .	1
8	PAOZZ	02731	HS5239-9220	• Connector, Receptacl . . . . .	3
9	XDOZZ	02731	HS5239D2120W	• Connector, Receptacl . . . . .	1
10	XDOZZ	02731	HS5239H2123W	• Connector, Receptacl . . . . .	1
11	PAOZA	81349	M83723/75W1624N	• Connector, Plug, Elec . . . . .	1
12	PAOZZ	81349	M83519/2-8	• Splice, Conductor . . . . .	24
13	PAOZZ	81349	M83519/1-3	• Splice, Conductor . . . . .	3
14	XDOZZ	96906	MS27467T23B35SB	• Connector, Plug, Elec . . . . .	1
15	PAOZZ	81349	M81824/1-1	• Splice, Conductor . . . . .	1
16	PAOZA	81349	M83723/75W1415N	• Connector, Plug, Elec . . . . .	11
17	PAOZZ	81349	M85049/31-14W	• Adapter, Cable Clamp . . . . .	7
18	XDOZZ	02731	HS5239E2120W	• Connector, Receptacl . . . . .	1
19	XDOZZ	02731	HS5239F2120W	• Connector, Receptacl . . . . .	1
20	XDOZZ	02731	HS5239A2510W	• Connector, Receptacl . . . . .	1
21	XDOZZ	02731	HS5239R1220W	• Connector, Receptacl . . . . .	1
22	PAOZA	81349	M83723/75W2255N	• Connector, Plug, Elec . . . . .	2
23	PAOZZ	81349	M85049/31-22A	• Clamp, Cable, Electri . . . . .	2
24	XDOZZ	02731	HS4800-220	• Terminal Junction B . . . . .	2
25	PAOZA	81349	M83723/75W2041N	• Connector, Plug, Elec . . . . .	1
26	PAOZA	81349	M85049/31-20A	• Adapter, Cable Clamp . . . . .	1
27	XDOZZ	02731	HS5239A2220W	• Connector, Receptacl . . . . .	1
28	PAOZZ	02731	HS4800-122	• Terminal Junction B . . . . .	12
29	XDOZA	96906	MS27467T11B98S	• Connector, Plug, Elec . . . . .	1
30	XDOZA	81349	D38999/24WC98SA	• Connector, Receptacl . . . . .	1
31	PAOZZ	81349	M83519/2-7	• Splice, Conductor . . . . .	2
32	PAOZZ	81349	M83519/1-2	• Splice, Conductor . . . . .	2
33	PAOZA	81349	M83723/76W1808N	• Connector, Plug, Elec . . . . .	1
34	PAOZZ	81349	M85049/31-18W	• Adapter, Cable Clamp . . . . .	1
35	PAOZA	81349	M83723/76W2443N	• Connector, Plug, Elec . . . . .	1
36	PAOZZ	81349	M85049/31-24A	• Adapter, Cable Clamp . . . . .	1
37	PAOZZ	81343	M81824/1-2	• Splice, Conductor . . . . .	7
38	PAOZZ	81349	M81824/1-3	• Splice, Conductor . . . . .	3
39	XDOZZ	02731	HS5239B2120W	• Connector, Receptacl . . . . .	1
40	XDOZZ	02731	HS5239C1220W	• Connector, Receptacl . . . . .	1
41	XDOZZ	02731	HS5239A1220W	• Connector, Receptacl . . . . .	2
42	PAOZA	96906	MS27467T25B35S	• Connector, Plug, Elec . . . . .	1
43	PAOZZ	81349	M85049/49-2-24W	• Clamp, Cable, Electri . . . . .	1
44	XDOZA	96906	MS27656T13B98P	• Connector, Receptacl . . . . .	1
45	PAOZZ	81349	M83519/2-13	• Splice, Conductor . . . . .	7

(1) ITEM NO.	(2) SMR CODE	(3) CAGE	(4) PART NUMBER	(5) DESCRIPTION AND USABLE ON CODE (UOC)	(6) QTY
46	PAOZZ	81349	M83519/2-10	• Splice, Conductor .....	4
47	PAOZZ	02731	HS4786-633	• Splice, Conductor .....	6
48	MOOZZ	02731	HS5215E103	• Rubber Strip .....	V
49	PAOZZ	96906	MS35275-247	• Screw, Machine .....	2
50	PAOZA	96906	MS3116F8-2S	• Connector, Plug, Elec .....	1
51	PAOZZ	81349	M85049/49-2-10W	• Clamp, Cable, Electri .....	1
52	PAOZZ	02731	HS5003-181 1	• Adapter, Cable Clamp .....	1
53	PAOZZ	81349	M12883/40-23S	• Socket, Plug-In A/C With MWO 9-1090-208-50-11 Incorporated .....	1
END OF FIGURE					



WIRE HARNESS W117 (PART 2)



M09-854I

Figure 462. Group 09 Wiring Harness, W117 (Part 2)

7-31 1B24117-033

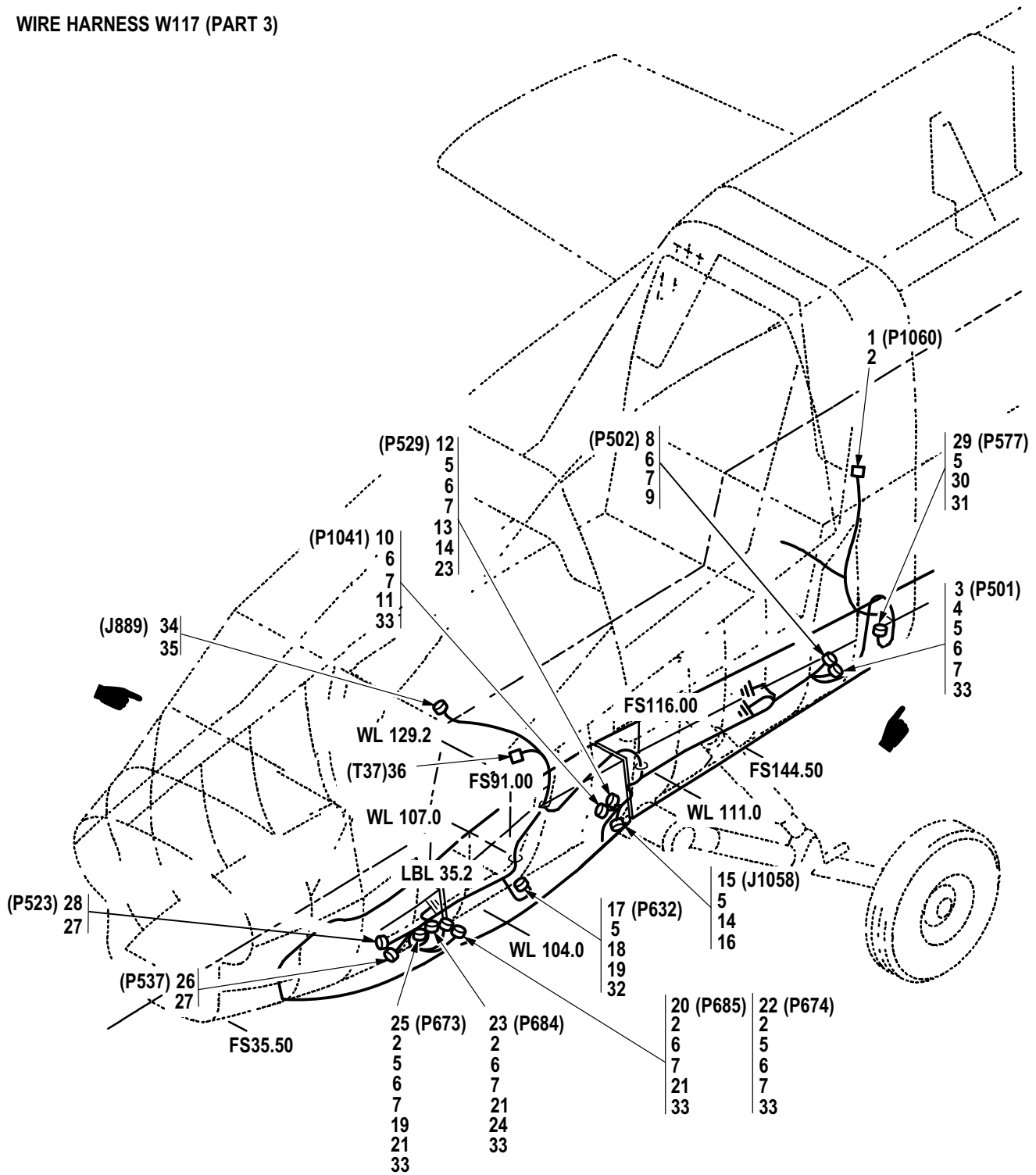
7-31 1B24117-035 A/C With MWO 1-1520-238-50-49 Incorporated

7-31 1B24117-037 A/C With MWO 9-1090-208-50-11 Incorporated



(1) ITEM NO.	(2) SMR CODE	(3) CAGE	(4) PART NUMBER	(5) DESCRIPTION AND USABLE ON CODE (UOC)	(6) QTY
				Group 09 Electrical System Fig. 462 Wiring Harness, W117 (Part 2) 7-31 1B24117-033 7-31 1B24117-035 A/C With MWO 1-1520-238-50-49 Incorporated 7-31 1B24117-037 A/C With MWO 9-1090-208-50-11 Incorporated	
1	PAOZZ	02731	HS4895-204	• Connector, Plug, Elec .....	1
2	PAOZZ	81349	M83723/72W1005N	• Connector, Receptacl .....	1
3	XDOZZ	81349	M85049/31-10A	• Adapter, Cable Clamp .....	1
4	PAOZZ	81349	M81824/1-1	• Splice, Conductor .....	1
5	PAOZZ	81349	M83723/75W1415N	• Connector, Plug, Elec .....	11
6	PAOZZ	81349	M85049/31-14W	• Adapter, Cable Clamp .....	4
7	PAOZZ	81349	M83519/2-8	• Splice, Conductor .....	9
8	XDOZZ	96906	MS3472W24-19S	• Connector, Receptacl .....	1
9	PAOZZ	81349	M85049/51-1-24W	• Clamp, Cable, Electri .....	1
10	PAOZZ	96906	MS3470W22-41S	• Connector, Receptacl .....	1
11	PAOZZ	02731	HS5391-2222	• Splice, Conductor .....	4
12	XDOZZ	96906	MS27656T23B35S	• Connector, Receptacl .....	1
13	PAOZZ	81349	M85049/47W22	• Clamp, Cable, Electri .....	1
14	PAOZZ	06090	D-146-0217	• Ferrule, Metallic Sh .....	1
15	PAOZZ	02731	HS5239-9210	• Connector, Receptacl .....	1
16	XDOZZ	02731	HS5239A2112W	• Connector, Receptacl .....	1
17	PAOZZ	81349	M83519/1-3	• Splice, Conductor .....	11
18	PAOZZ	02731	HS4786-633	• Splice, Conductor .....	4
19	PAOZZ	02731	HS5190-2216-06	• Adapter, Cable Clamp .....	1
20	MOOZZ	02731	HS5215E103	• Rubber Strip .....	V
21	PAOZZ	96906	MS35275-245	• Screw, Machine .....	1
22	PAOZZ	80205	NAS43HT3-16	• Spacer, Sleeve .....	2
23	PAOZZ	96906	MS35275-247	• Screw, Machine .....	2
24	PAOZZ	81349	D38999/26WA35SA	• Connector, Plug, Elec A/C With MWO 1-1520-238-50-49 Incorporated .....	1
25	PAOZZ	02731	HS5842ZR0902L	• Adapter, Electrical A/C With MWO 1-1520-238-50-49 Incorporated .....	1
				END OF FIGURE	

WIRE HARNESS W117 (PART 3)



M09-855L

Figure 463. Group 09 Wiring Harness, W117 (Part 3)

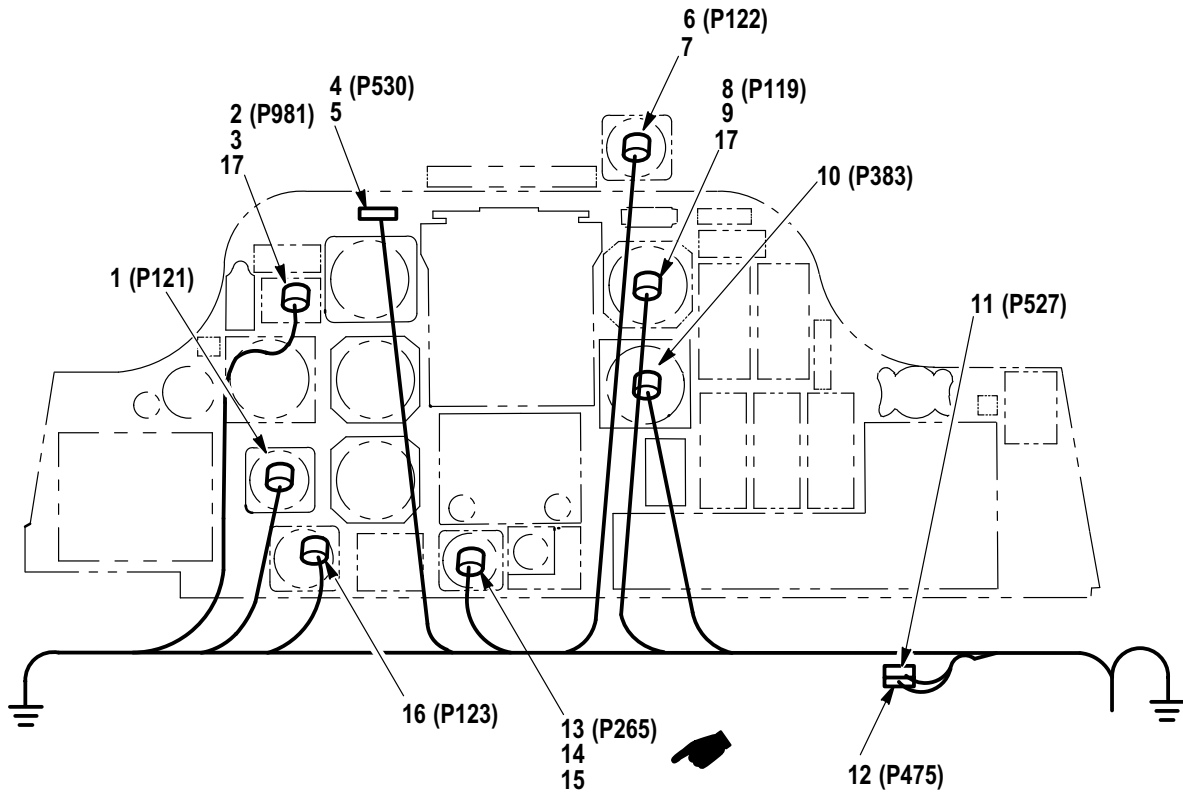
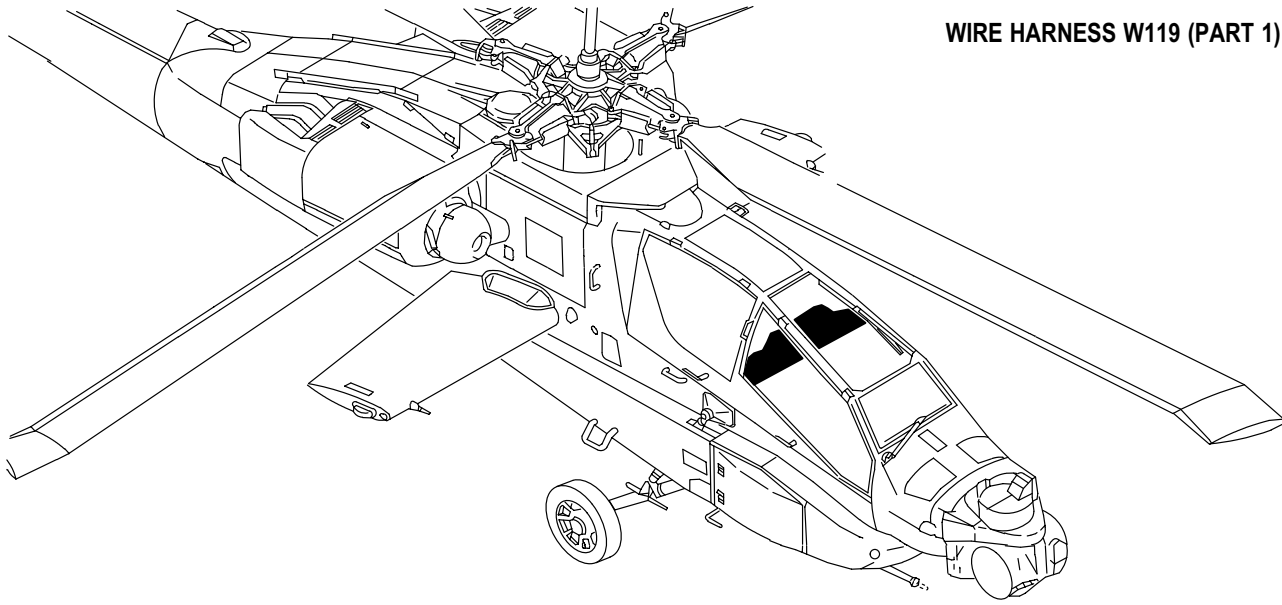
7-31 1B24117-033

7-31 1B24117-035 A/C With MWO 1-1520-238-50-49 Incorporated

7-31 1B24117-037 A/C With MWO 9-1090-208-50-11 Incorporated

(1) ITEM NO.	(2) SMR CODE	(3) CAGE	(4) PART NUMBER	(5) DESCRIPTION AND USABLE ON CODE (UOC)	(6) QTY
				Group 09 Electrical System Fig. 463 Wiring Harness, W117 (Part 3) 7-31 1B24117-033 7-31 1B24117-035 A/C With MWO 1-1520-238-50-49 Incorporated 7-31 1B24117-037 A/C With MWO 9-1090-208-50-11 Incorporated	
1	PAOZZ	02731	HS5380-1001	• Connector, Plug, Elec .....	1
2	PAOZZ	81343	M81824/1-2	• Splice, Conductor .....	26
3	XDOZZ	96906	MS27467T23B53P	• Connector, Plug, Elec .....	1
4	PAOZZ	02731	HS5319-2220	• Clamp, Cable, Electri .....	1
5	PAOZZ	81349	M83519/2-8	• Splice, Conductor .....	33
6	PAOZZ	96906	MS21045C04	• Nut, Self-Locking, He .....	8
7	PAOZZ	96906	MS51957-17	• Screw, Machine .....	8
8	XDOZZ	96906	MS27467T17B26S	• Connector, Plug, Elec .....	1
9	PAOZZ	02731	HS5319-2160	• Clamp, Cable, Electri .....	1
10	XDOZZ	81349	D38999/26WF11SN	• Connector, Plug, Elec .....	1
11	PAOZZ	02731	HS5319-3190	• Clamp, Cable, Electri .....	1
12	XDOZZ	81349	D38999/47WE35SN	• Connector, Plug, Elec .....	1
13	PAOZZ	02731	HS5319-3170	• Clamp, Cable, Electri .....	1
14	PAOZZ	81349	M83519/1-3	• Splice, Conductor .....	11
15	XDOZZ	81349	D38999/20WG16SN	• Connector, Receptacl .....	1
16	PAOZZ	02731	HS5077-4001	• Cap, Electrical .....	2
17	PAOZZ	81349	M83723/75W2457N	• Connector, Plug, Elec .....	1
18	PAOZZ	81349	M85049/51-1-24W	• Clamp, Cable, Electri .....	1
19	PAOZZ	02731	HS4946-59	• Splice, Conductor .....	2
20	XDOZZ	96906	MS27467T25B35SA	• Connector, Plug, Elec .....	1
21	PAOZZ	02731	HS5319-2240	• Clamp, Cable, Electri .....	4
22	XDOZZ	96906	MS27467T25B35SC	• Connector, Plug, Elec .....	1
23	PAOZZ	96906	MS27467T25B35S	• Connector, Plug, Elec .....	1
24	PAOZZ	81349	M81824/1-3	• Splice, Conductor .....	1
25	XDOZZ	96906	MS27467T25B35SB	• Connector, Plug, Elec .....	1
26	XDOZZ	02731	HS5239B1220W	• Connector, Receptacl .....	1
27	PAOZZ	81349	M83519/2-13	• Splice, Conductor .....	7
28	XDOZZ	02731	HS5239A1220W	• Connector, Receptacl .....	2
29	PAOZZ	81349	D38999/24WC98SN	• Connector, Receptacl .....	1
30	PAOZZ	81349	M83519/2-7	• Splice, Conductor .....	2
31	PAOZZ	81349	M83519/1-2	• Splice, Conductor .....	2
32	PAOZZ	96906	MS35275-245	• Screw, Machine .....	2
33	PAOZZ	80205	NAS620C4	• Washer, Flat .....	6
34	PAOZZ	81349	D38999/20WA35PA	• Connector, Receptacl A/C With MWO 1-1520-238-50-49 Incorporated .....	1
35	PAOZZ	02731	HS5842ZR0902L	• Adapter, Electrical A/C With MWO 1-1520-238-50-49 Incorporated .....	1
36	XDOZZ	0FCJ7	D30010-002	• Coupler, Data Bus A/C With MWO 1-1520-238-50-49 Incorporated .....	1
END OF FIGURE					

WIRE HARNESS W119 (PART 1)



M09-1098F

Figure 464. Group 09 Wiring Harness, W119 (Part 1)  
7-31 1B24119-087  
7-31 1B24119-089 A/C With MWO 1-1520-238-50-40 Incorporated  
7-31 1B24119-091 A/C With MWO 1-1520-238-50-49 Incorporated

(1) ITEM NO.	(2) SMR CODE	(3) CAGE	(4) PART NUMBER	(5) DESCRIPTION AND USABLE ON CODE (UOC)	(6) QTY
				Group 09 Electrical System Fig. 464 Wiring Harness, W119 (Part 1) 7-31 1B24119-087 7-31 1B24119-089 A/C With MWO 1-1520-238-50-40 Incorporated 7-31 1B24119-091 A/C With MWO 1-1520-238-50-49 Incorporated	
1	PAOZZ	96906	MS3147E3-50S	• Connector, Plug, Elec .....	1
2	PAOZZ	96906	MS3476W12-10S	• Connector, Plug, Elec .....	1
3	PAOZZ	81349	M85049/31-12A	• Adapter, Cable Clamp .....	1
4	XDOZZ	02731	HS5239B2212W	• Connector, Receptacl .....	1
5	PAOZZ	81343	M81824/1-2	• Splice, Conductor .....	3
6	PAOZZ	88044	AN3116-2	• Connector, Plug, Elec .....	1
7	PAOZZ	02731	HS4786-228	• Ferrule, Metallic Sh .....	2
8	PAOZZ	81349	M83723/75W0803N	• Connector, Plug, Elec .....	1
9	PAOZZ	81349	M85049/31-8A	• Clamp, Cable, Electri .....	1
10	PAOZZ	96906	MS27473T10B5S	• Connector, Plug, Elec .....	1
11	XDOZZ	02731	HS5239L1222W	• Connector, Receptacl .....	1
12	XDOZZ	02731	HS5239D1220W	• Connector, Receptacl .....	2
13	XDOZZ	96906	MS3476W10-6SW	• Connector, Plug, Elec .....	1
14	PAOZZ	81349	M85049/52-1-10W	• Clamp, Cable, Electri .....	1
15	PAOZZ	81349	M83519/2-8	• Splice, Conductor .....	1
16	PAOZZ	96906	MS3116E8-3S	• Connector, Plug, Elec .....	1
17	MOOZZ	02731	HS5215E103	• Rubber Strip .....	V
END OF FIGURE					



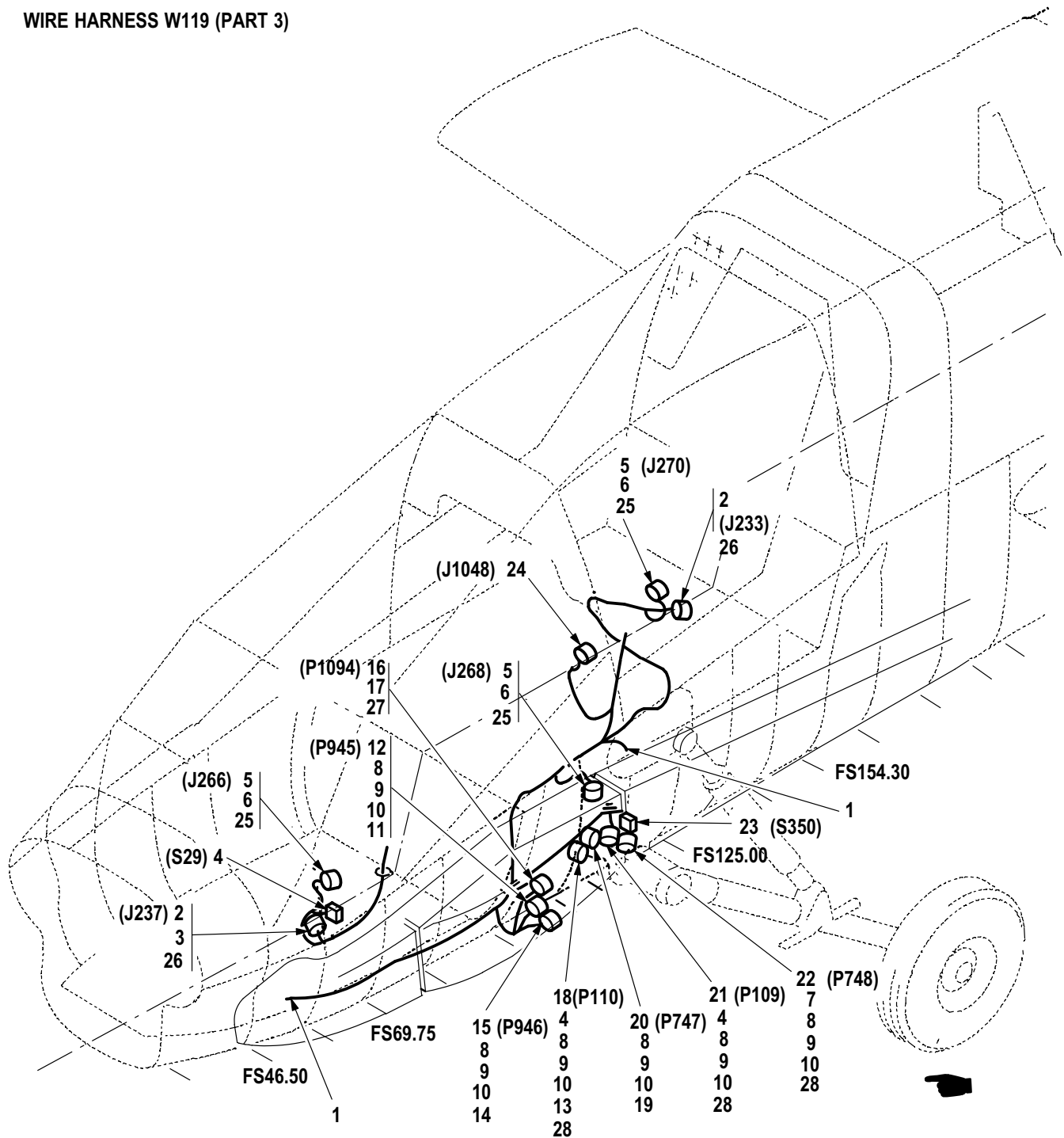
(1) ITEM NO.	(2) SMR CODE	(3) CAGE	(4) PART NUMBER	(5) DESCRIPTION AND USABLE ON CODE (UOC)	(6) QTY
				Group 09 Electrical System Fig. 465 Wiring Harness, W119 (Part 2) 7-31 1B24119-087 7-31 1B24119-089 A/C With MWO 1-1520-238-50-40 Incorporated 7-31 1B24119-091 A/C With MWO 1-1520-238-50-49 Incorporated	
1	XDOZZ	02731	HS5239E2120W	• Connector, Receptacl .....	1
2	XDOZZ	96906	MS27467T17B26S	• Connector, Plug, Elec .....	1
3	PAOZZ	81343	M81824/1-2	• Splice, Conductor .....	13
4	XDOZZ	96906	MS27467T25B4P	• Connector, Plug, Elec .....	1
5	PAOZZ	02731	HS4946-58	• Splice, Conductor .....	10
6	XDOZZ	02731	HS5239E1220W	• Connector, Receptacl .....	1
7	PAOZZ	02731	HS5239-9220	• Connector, Receptacl .....	5
8	XDOZZ	02731	HS5239A1220W	• Connector, Receptacl .....	5
9	XDOZZ	02731	HS5239F1220W	• Connector, Receptacl .....	2
10	XDOZZ	02731	HS5239C1220W	• Connector, Receptacl .....	2
11	XDOZZ	02731	HS5239S1220W	• Connector, Plug, Elec .....	1
12	XDOZZ	02731	HS5239G1222W	• Connector, Receptacl .....	1
13	PAOZZ	81349	M83519/2-13	• Splice, Conductor .....	5
14	XDOZZ	96906	MS27467T15B97S	• Connector, Plug, Elec .....	1
15	PAOZZ	81349	M83723/76W1624N	• Connector, Plug, Elec .....	1
16	PAOZZ	81349	M85049/31-16W	• Adapter, Cable Clamp .....	1
17	PAOZZ	81349	M83723/75W1415N	• Connector, Plug, Elec .....	3
18	PAOZZ	81349	M85049/31-14W	• Adapter, Cable Clamp .....	2
19	XDOZZ	02731	HS5239A1210W	• Connector, Receptacl .....	2
20	PAOZZ	02731	HS4800-120	• Terminal Junction B .....	3
21	XDOZZ	02731	HS5239B1220W	• Connector, Receptacl .....	5
22	XDOZZ	02731	HS5239D1222W	• Connector, Receptacl .....	1
23	XDOZZ	02731	HS5239A2212W	• Connector, Receptacl .....	1
24	PAOZZ	96906	MS3456W10SL3S	• Connector, Plug, Elec .....	2
25	PAOZZ	81349	M85049/51-1-10W	• Adapter, Cable Clamp .....	2
26	PAOZZ	81349	M81824/1-3	• Splice, Conductor .....	9
27	XDOZZ	02731	HS5239A2220W	• Connector, Receptacl .....	1
28	PAOZZ	81349	M83723/75W1808N	• Connector, Plug, Elec .....	1
29	PAOZZ	81349	M85049/31-18W	• Adapter, Cable Clamp .....	1
30	XDOZZ	96906	MS27656T21B41S	• Connector, Receptacl .....	2
31	PAOZZ	02731	HS4786-633	• Splice, Conductor .....	16
32	PAOZZ	02731	HS5003-2412	• Adapter, Cable Clamp .....	2
33	PAOZZ	81349	M83519/2-8	• Splice, Conductor .....	6
34	XDOZZ	96906	MS27656T17B8S	• Connector, Receptacl .....	2
35	XDOZZ	81349	D38999/20WA35SN	• Connector, Receptacl .....	2
36	MOOZZ	02731	HS5239B2123W	• Connector, Receptacl .....	1
37	XDOZZ	02731	HS5239C2120W	• Connector, Receptacl .....	1
38	XDOZZ	02731	HS5239G2120W	• Connector, Receptacl .....	1
39	PAOZZ	02731	HS5239-9221	• Connector, Receptacl .....	2
40	XDOZZ	02731	HS5239A2120W	• Connector, Receptacl .....	1
41	XDOZZ	96906	MS27656T11B98P	• Connector, Receptacl .....	1
42	XDOZZ	02731	HS5239C1210W	• Connector, Plug, Elec .....	1
43	XDOZZ	02731	HS5239B1210W	• Connector, Receptacl .....	1
44	XDOZZ	96906	MS27467T13B35S	• Connector, Plug, Elec .....	1
45	PAOZZ	81349	M85049/49-2-12W	• Clamp, Cable, Electri .....	1

(1) ITEM NO.	(2) SMR CODE	(3) CAGE	(4) PART NUMBER	(5) DESCRIPTION AND USABLE ON CODE (UOC)	(6) QTY
46	XDOZZ	02731	HS5239A2210W	• Connector, Receptacl . . . . .	1
47	XDOZZ	81349	M83723/75W2039N	• Connector, Plug, Elec . . . . .	1
48	PAOZZ	81349	M85049/31-20A	• Adapter, Cable Clamp . . . . .	1
49	XDOZZ	96906	MS27467E9B35S	• Connector, Plug, Elec . . . . .	1
50	PAOZZ	81349	M85049/49-2-8W	• Clamp, Cable, Electri . . . . .	1
51	PAOZZ	96906	MS3116F8-2S	• Connector, Plug, Elec . . . . .	1
52	PAOZZ	80205	NAS1744-6	• Splice, Conductor . . . . .	1
53	PAOZZ	06090	D-181-3222-90/9	• Splice, Conductor . . . . .	1
54	MOOZZ	02731	HS5215E103	• Rubber Strip . . . . .	V
55	XDOZZ	02731	HS5631Z0904	• Adapter, Cable Clamp . . . . .	3
END OF FIGURE					





WIRE HARNESS W119 (PART 3)

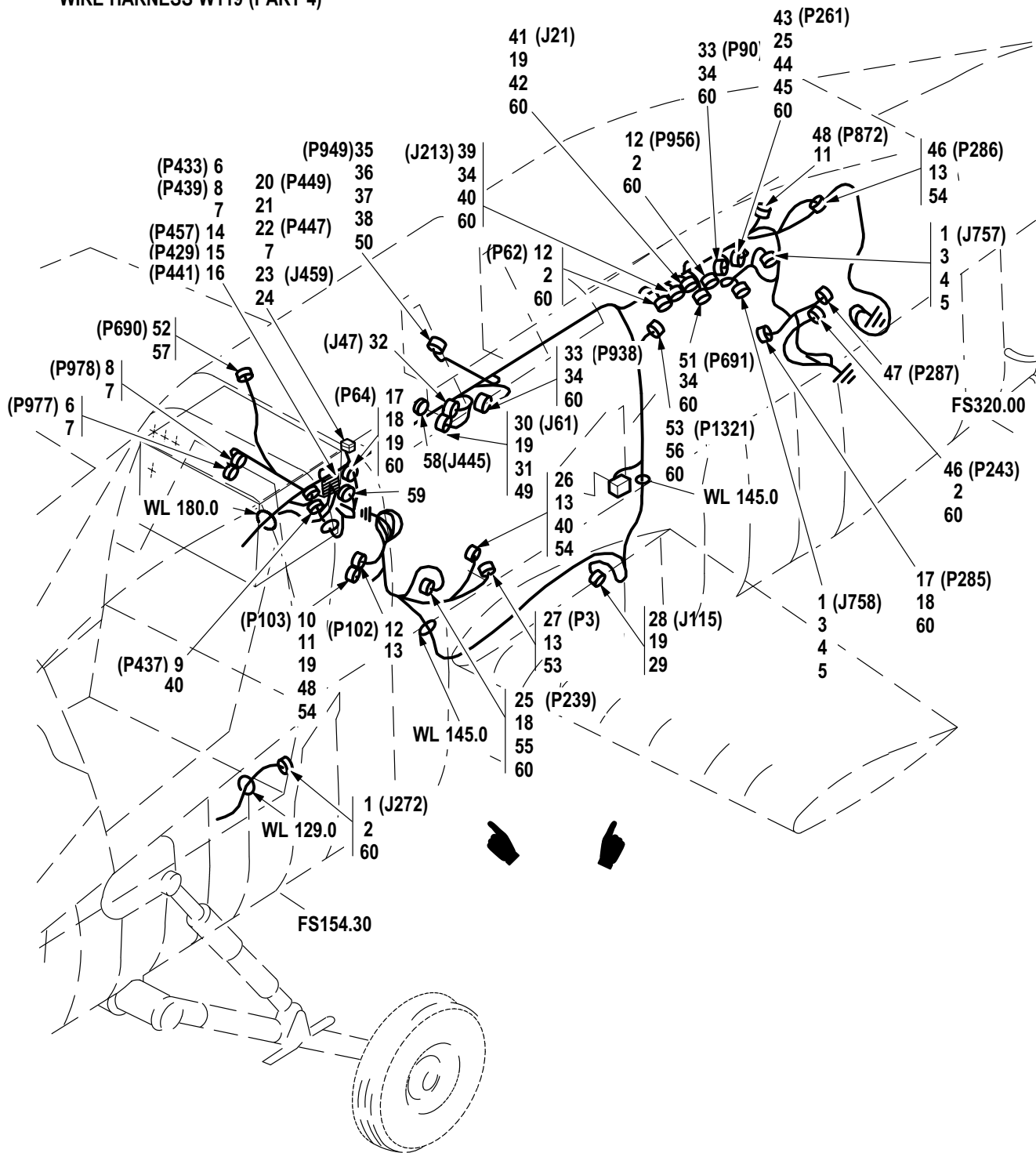


M09-1096L

Figure 466. Group 09 Wiring Harness, W119 (Part 3)  
 7-31 1B24119-087  
 7-31 1B24119-089 A/C With MWO 1-1520-238-50-40 Incorporated  
 7-31 1B24119-091 A/C With MWO 1-1520-238-50-49 Incorporated

(1) ITEM NO.	(2) SMR CODE	(3) CAGE	(4) PART NUMBER	(5) DESCRIPTION AND USABLE ON CODE (UOC)	(6) QTY
				Group 09 Electrical System Fig. 466 Wiring Harness, W119 (Part 3) 7-31 1B24119-087 7-31 1B24119-089 A/C With MWO 1-1520-238-50-40 Incorporated 7-31 1B24119-091 A/C With MWO 1-1520-238-50-49 Incorporated	
1	PAOZZ	02731	HS4800-120	• Terminal Junction B .....	10
2	PAOZZ	81349	D38999/20WA35SN	• Connector, Receptacl .....	2
3	PAOZZ	02731	HS4946-58	• Splice, Conductor .....	1
4	PAOZZ	81343	M81824/1-2	• Splice, Conductor .....	9
5	PAOZZ	81349	M83723/71W1005N	• Connector, Receptacl .....	6
6	XDOZZ	81349	M85049/31-10A	• Adapter, Cable Clamp .....	3
7	PAOZZ	02731	HS4786-217	• Ferrule, Metallic Sh .....	1
8	PAOZZ	96906	MS51957-17	• Screw, Machine .....	3
9	PAOZZ	80205	NAS620C4	• Washer, Flat .....	6
10	PAOZZ	96906	MS21045C04	• Nut, Self-Locking, He .....	3
11	PAOZZ	02731	HS5319-2160	• Clamp, Cable, Electri .....	1
12	XDOZZ	96906	MS27473T16B6S	• Connector, Plug, Elec .....	1
13	PAOZZ	81349	M81824/1-3	• Splice, Conductor .....	3
14	PAOZZ	02731	HS5319-2140	• Clamp, Cable, Electri .....	1
15	XDOZZ	96906	MS27473T14B15P	• Connector, Plug, Elec .....	1
16	PAOZZ	81349	D38999/26WD19SN	• Connector, Plug, Elec .....	1
17	PAOZZ	81349	M85049/39-15A	• Clamp, Cable, Electri .....	1
18	XDOZZ	96906	MS27467T25B4S	• Connector, Plug, Elec .....	1
19	PAOZZ	02731	HS5319-2200	• Clamp, Cable, Electri .....	1
20	XDOZZ	96906	MS27467T21B41S	• Connector, Plug, Elec .....	1
21	XDOZZ	96906	MS27467T25B4SA	• Connector, Plug, Elec .....	1
22	XDOZZ	96906	MS27467T25B61S	• Connector, Plug, Elec .....	1
23	PAOZZ	02731	HS4800-1 16	• Terminal Junction B .....	2
24	XDOZZ	96906	MS27656T9B98S	• Connector, Receptacl .....	1
25	MOOZZ	02731	HS5215E103	• Rubber Strip .....	V
26	XDOZZ	02731	HS5631Z0904	• Adapter, Cable Clamp .....	1
27	PAOZZ	96906	MS35275-229	• Screw, Machine .....	2
28	PAOZZ	02731	HS5319-2240	• Clamp, Cable, Electri .....	3
END OF FIGURE					

WIRE HARNESS W119 (PART 4)



M09-1095G

Figure 467. Group 09 Wiring Harness, W119 (Part 4)

7-31 1B24119-087

7-31 1B24119-089 A/C With MWO 1-1520-238-50-40 Incorporated

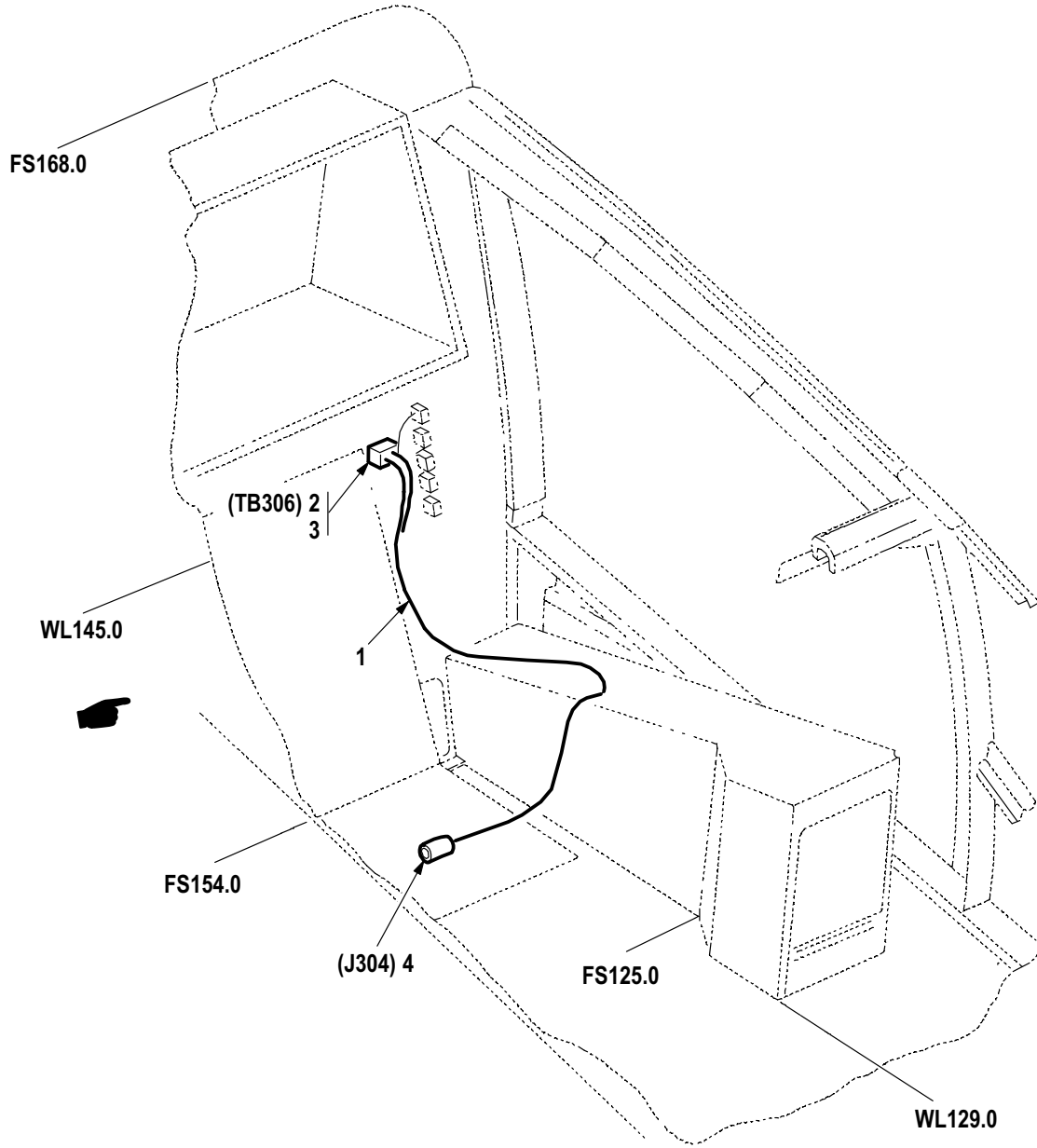
7-31 1B24119-091 A/C With MWO 1-1520-238-50-49 Incorporated

(1) ITEM NO.	(2) SMR CODE	(3) CAGE	(4) PART NUMBER	(5) DESCRIPTION AND USABLE ON CODE (UOC)	(6) QTY
				Group 09 Electrical System Fig. 467 Wiring Harness, W119 (Part 4) 7-31 1B24119-087 7-31 1B24119-089 A/C With MWO 1-1520-238-50-40 Incorporated 7-31 1B24119-091 A/C With MWO 1-1520-238-50-49 Incorporated	
1	PAOZZ	81349	M83723/71W1005N	• Connector, Receptacl . . . . .	6
2	XDOZZ	81349	M85049/31-10A	• Adapter, Cable Clamp . . . . .	4
3	PAOZZ	02731	HS4786-228	• Ferrule, Metallic Sh . . . . .	2
4	PAOZZ	02731	HS4786-633	• Splice, Conductor . . . . .	4
5	PAOZZ	02731	HS5003-0706	• Adapter, Cable Clamp . . . . .	2
6	XDOZZ	02731	HS5239A1220W	• Connector, Receptacl . . . . .	5
7	PAOZZ	02731	HS5239-9220	• Connector, Receptacl . . . . .	5
8	XDOZZ	02731	HS5239B1220W	• Connector, Receptacl . . . . .	5
9	XDOZZ	96906	MS27467T25B29S	• Connector, Plug, Elec . . . . .	1
10	PAOZZ	81349	M83723/76W1407N	• Connector, Plug, Elec . . . . .	1
11	PAOZZ	81349	M85049/51-1-14W	• Adapter, Cable Clamp . . . . .	2
12	PAOZZ	81349	M83723/75W1005N	• Connector, Plug, Elec . . . . .	3
13	PAOZZ	81349	M85049/51-1-10W	• Adapter, Cable Clamp . . . . .	4
14	XDOZZ	02731	HS5239C1220W	• Connector, Receptacl . . . . .	2
15	XDOZZ	02731	HS5239D1220W	• Connector, Receptacl . . . . .	2
16	XDOZZ	02731	HS5239F1220W	• Connector, Receptacl . . . . .	2
17	PAOZZ	96906	MS3476W14-19S	• Connector, Plug, Elec . . . . .	2
18	PAOZZ	81349	M85049/31-14W	• Adapter, Cable Clamp . . . . .	3
19	PAOZZ	81349	M83519/2-8	• Splice, Conductor . . . . .	17
20	XDOZZ	02731	HS5239B2120W	• Connector, Receptacl . . . . .	1
21	PAOZZ	81349	M83519/2-13	• Splice, Conductor . . . . .	2
22	XDOZZ	02731	HS5239A2120W	• Connector, Receptacl . . . . .	1
23	XDOZZ	02731	HS5239C2120W	• Connector, Receptacl . . . . .	1
24	PAOZZ	02731	HS5239-9221	• Connector, Receptacl . . . . .	2
25	PAOZZ	81349	M83723/75W1415N	• Connector, Plug, Elec . . . . .	3
26	XDOZZ	96906	MS3476W10-6P	• Connector, Plug, Elec . . . . .	1
27	PAOZZ	96906	MS3476W10-6PW	• Connector, Plug, Elec . . . . .	1
28	PAOZZ	81349	M83723/71W1212N	• Connector, Receptacl . . . . .	1
29	PAOZZ	81349	M85049/51-1-12W	• Clamp, Cable, Electri . . . . .	1
30	XDOZZ	96906	MS27656T15B18S	• Connector, Receptacl . . . . .	1
31	PAOZZ	81349	M85049/49-2-14W	• Clamp, Cable, Electri . . . . .	1
32	XDOZZ	96906	MS27656T15B97S	• Connector, Receptacl . . . . .	1
33	PAOZZ	81349	M83723/75W1212N	• Connector, Plug, Elec . . . . .	2
34	PAOZZ	81349	M85049/31-12A	• Adapter, Cable Clamp . . . . .	4
35	PAOZZ	96906	MS17344R24C12S	• Connector, Plug, Elec . . . . .	1
36	PAOZZ	81349	M83519/1-3	• Splice, Conductor . . . . .	10
37	PAOZZ	96906	MS3117-06AU	• Insulation Sleeving . . . . .	1
38	PAOZZ	02731	HS5100-2430	• Adapter, Cable Clamp . . . . .	1
39	PAOZZ	81349	M83723/82W1212N	• Connector, Receptacl . . . . .	1
40	PAOZZ	81343	M81824/1-2	• Splice, Conductor . . . . .	5
41	PAOZZ	81349	M83723/82W2461N	• Connector, Receptacl . . . . .	1
42	PAOZZ	81349	M85049/31-24W	• Adapter, Cable Clamp . . . . .	1
43	PAOZZ	81349	M83723/75W1624N	• Connector, Plug, Elec . . . . .	1
44	PAOZZ	81349	M85049/31-16W	• Adapter, Cable Clamp . . . . .	1
45	XDOZZ	02731	HS4800-220	• Terminal Junction B . . . . .	1

(1) ITEM NO.	(2) SMR CODE	(3) CAGE	(4) PART NUMBER	(5) DESCRIPTION AND USABLE ON CODE (UOC)	(6) QTY
46	PAOZZ	81349	M83723/86W1005N	• Connector, Plug, Elec . . . . .	2
47	PAOZZ	96906	MS3137E7-50S	• Connector, Plug, Elec . . . . .	1
48	PAOZZ	96906	MS3456W14S5S	• Connector, Plug, Elec . . . . .	1
49	PAOZZ	96906	MS35275-230	• Screw, Machine . . . . .	4
50	PAOZZ	81349	M81824/1-3	• Splice, Conductor . . . . .	1
51	PAOZZ	81349	M83723/76W1212N	• Connector, Plug, Elec . . . . .	1
52	PAOZZ	81349	M83723/86W1212N	• Connector, Plug, Elec . . . . .	1
53	PAOZZ	81349	D38999/26WB98SN	• Connector, Plug, Elec . . . . .	1
54	PAOZZ	80205	NAS43HT1-4	• Spacer, Sleeve . . . . .	8
55	PAOZZ	81349	M81824/1-1	• Splice, Conductor . . . . .	1
56	PAOZZ	02731	HS5083-1 101	• Adapter, Cable Clamp . . . . .	1
57	PAOZZ	81349	M85049/52-1-12W	• Clamp, Cable, Electri . . . . .	1
58	XDOZZ	02731	HS5239D2120W	• Connector, Receptacl (Usbl Eff 88-0200 and Subs) . . . . .	1
59	PAOZZ	96906	MS3476W14-19SW	• Connector, Plug, Elec . . . . .	1
60	MOOZZ	02731	HS5215E103	• Rubber Strip . . . . .	V
END OF FIGURE					



WIRE HARNESS W220

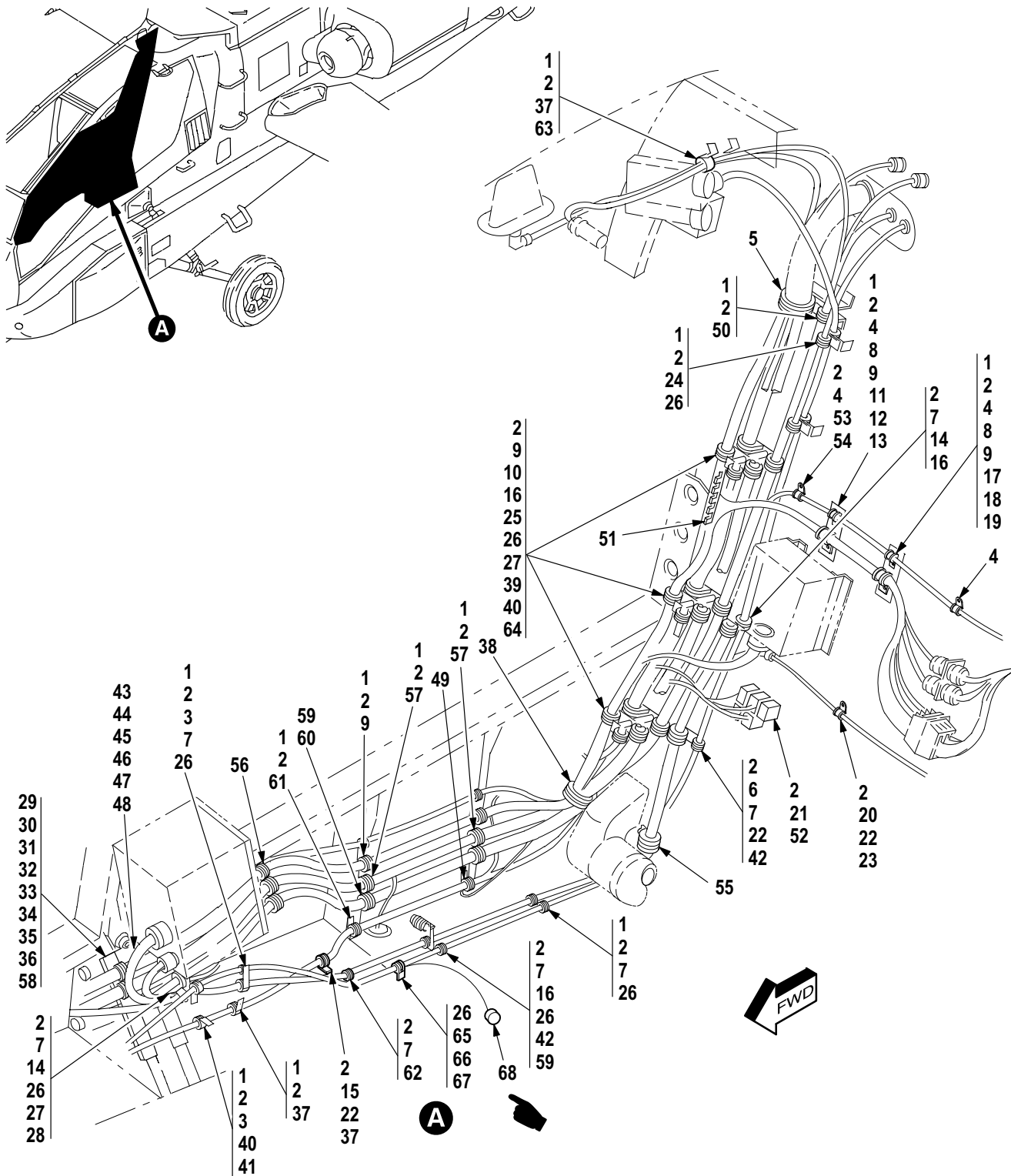


M09-903B

Figure 468. Group 09 Wiring Harness, W220



(1) ITEM NO.	(2) SMR CODE	(3) CAGE	(4) PART NUMBER	(5) DESCRIPTION AND USABLE ON CODE (UOC)	(6) QTY
				Group 09 Electrical System Fig. 468 Wiring Harness, W220	
1	PAOOO	02731	7-31 1B24220-007	• Wiring Harness . . . . .	1
2	PAOZZ	09205	149004-2	•• Terminal Junction B . . . . .	1
3	PAOZZ	81349	M83519/2-8	•• Splice, Conductor . . . . .	2
4	PAOZZ	02731	HS5398-1001	•• Connector Assembly . . . . .	1
END OF FIGURE					



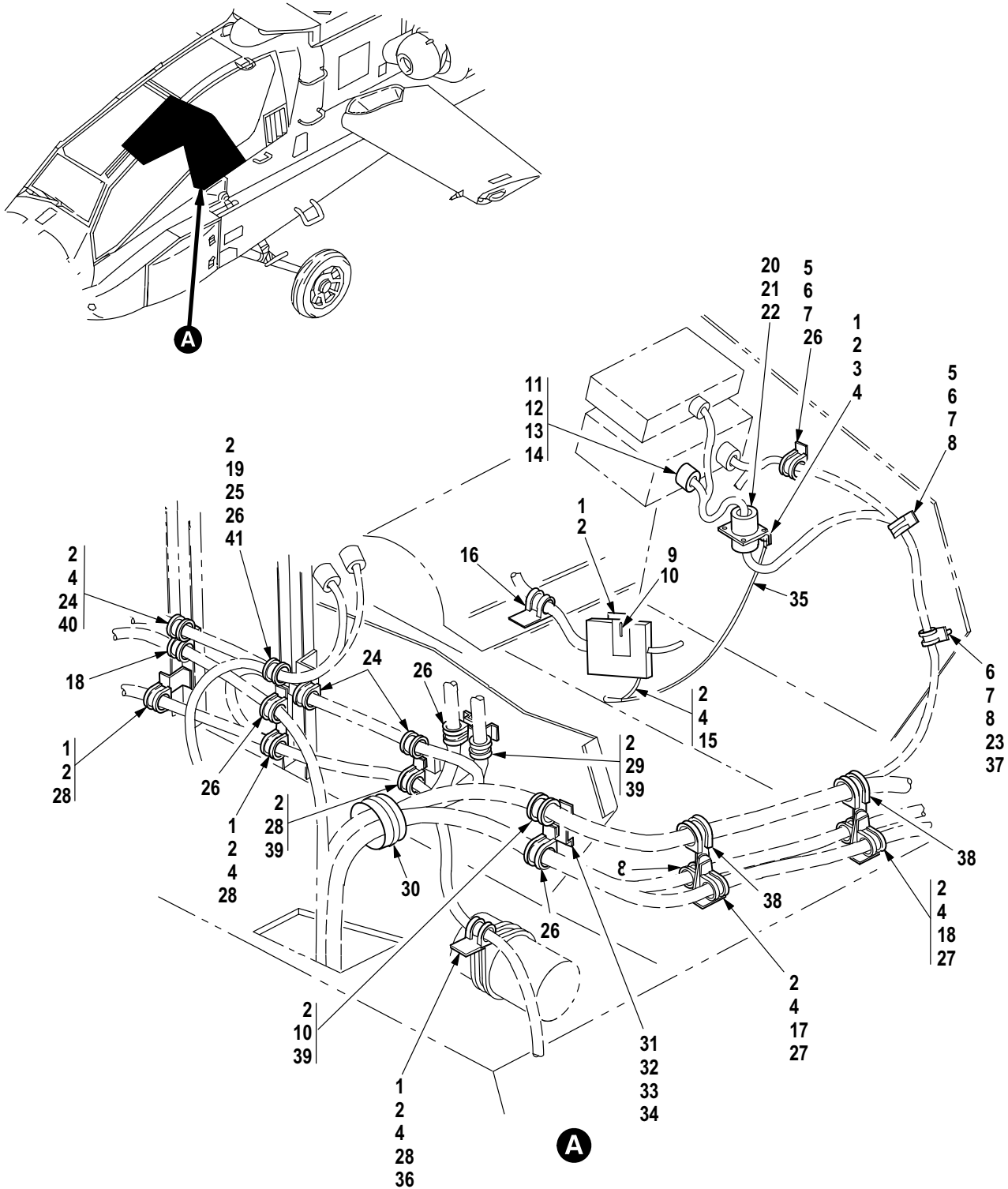
M09-1036M

Figure 469. Group 09 Wiring Installation, Pilot Console RH (Part 1)  
7-31 1B26018

(1) ITEM NO.	(2) SMR CODE	(3) CAGE	(4) PART NUMBER	(5) DESCRIPTION AND USABLE ON CODE (UOC)	(6) QTY
				Group 09 Electrical System Fig. 469 Wiring Installation, Pilot Console RH (Part 1) 7-31 1B26018	
1	PAOZZ	80205	NAS1096-3-8	• Screw, Machine .....	14
2	PAOZZ	88044	AN960JD10L	• Washer, Flat .....	33
3	PAOZZ	80205	MS21042L3	• Nut, Self-Locking, Ex .....	2
4	PAOZZ	02731	HS5346-0008	• Clamp, Loop .....	4
5	XDOZZ	02731	HS5346-0024	• Clamp, Loop .....	1
5	PAOZZ	02731	HS5346-0025	• Clamp, Loop A/C With MWO 1-1520-238-50-40 Incorporated .....	1
6	PAOZZ	02731	HS5346-0004	• Clamp, Loop .....	1
7	PAOZZ	02731	HS5346-0009	• Clamp, Loop .....	5
8	PAOZZ	80205	NAS1096-3-4	• Screw, Machine .....	2
9	PAOZZ	02731	HS5346-0012	• Clamp, Loop A/C With MWO 1-1520-238-50-49 Incorporated .....	10
10	XDOZZ	8V613	HS5773DC14NB	• Clamp, Loop A/C With MWO 1-1520-238-50-49 Incorporated .....	3
11	PAOOO	02731	7-31 1B25138	• Support Assy, Wire .....	1
12	PAOZZ	80205	MS21075L3E	• Nut, Self-Locking, PI .....	2
13	XAOZZ	02731	7-31 1B25138-3	• Support .....	1
14	PAOZZ	80205	NAS1096-3-24	• Screw, Machine .....	1
15	PAOZZ	80205	NAS1096-3-14	• Screw, Machine .....	1
16	PAOZZ	80205	NAS43DD3-64N	• Spacer, Sleeve .....	5
17	XDOZZ	02731	7-31 1B25130	• Support Assy, Wire .....	1
18	PAOZZ	80205	MS21075L3E	• Nut, Self-Locking, PI .....	2
19	XAOZZ	02731	7-31 1B25130-3	• Support .....	1
20	PAOZZ	80205	NAS1096-3-16	• Screw, Machine .....	2
21	XDOZZ	02731	HS4789-120	• Terminal Junction B .....	5
22	PAOZZ	80205	NAS43DD3-32N	• Spacer, Sleeve .....	4
23	PAOZZ	02731	HS5346-0003	• Clamp, Loop .....	4
24	PAOZZ	02731	HS5346-0005	• Clamp, Loop .....	3
25	PAOZZ	81349	M85052/1-10	• Clamp, Loop .....	4
26	PAOZZ	02731	HS5346-0006	• Clamp, Loop .....	7
27	PAOZZ	80205	NAS43DD3-48	• Spacer, Sleeve .....	4
28	XDOZZ	02731	HS5346-001 1	• Clamp, Loop .....	1
29	PAOZZ	80205	NAS1096-3-12	• Screw, Machine .....	3
30	PAOOO	02731	7-21 1B25039-2	• Support Assy, Wire .....	1
31	PAOZZ	96906	MS51957-30	• Screw, Machine .....	5
32	PAOZZ	88044	AN960KD6L	• Washer, Flat .....	5
33	PAOZZ	96906	MS3339-4-9	• Mounting Base, Tiedo .....	1
34	PAOOO	02731	7-21 1B25039-4	• Support Sub Assy .....	1
35	PAOZZ	96906	MS21072L06	• Nut, Self-Locking, PI .....	5
36	XAOZZ	02731	7-21 1B25039-6	• Support .....	1
37	PAOZZ	81349	M85052/1-3	• Clamp, Loop .....	2
38	PAOZZ	02731	HS5773DC28NB	• Clamp, Loop A/C With MWO 1-1520-238-50-49 Incorporated .....	1
38	PAOZZ	96906	MS21919WDG26	• Clamp, Loop .....	1
38	PAOZZ	96906	MS21919WDG27	• Clamp, Loop A/C With MWO 1-1520-238-50-40 Incorporated .....	1
39	PAOZZ	80205	NAS1096-3-42	• Screw, Machine .....	4
40	XDOZZ	02731	HS5346-0014	• Clamp, Loop A/C With MWO 1-1520-238-50-49 Incorporated .....	4

(1) ITEM NO.	(2) SMR CODE	(3) CAGE	(4) PART NUMBER	(5) DESCRIPTION AND USABLE ON CODE (UOC)	(6) QTY
41	PAOZZ	02731	HS5773DC16NB	• Clamp, Loop A/C With MWO 1-1520-238-50-49 Incorporated . . . . .	1
42	PAOZZ	80205	NAS1096-3-28	• Screw, Machine . . . . .	2
43	PAOOO	02731	7-21 1B25039-1	• Bracket, Double Angl . . . . .	1
44	PAOZZ	96906	MS51957-30	• • Screw, Machine . . . . .	5
45	PAOZZ	88044	AN960KD6L	• • Washer, Flat . . . . .	5
46	PAOZZ	96906	MS3339-4-9	• • Mounting Base, Tiedo . . . . .	1
47	PAOOO	02731	7-21 1B25039-3	• • Bracket, Double Angl . . . . .	1
48	PAOZZ	96906	MS21072L06	• • • Nut, Self-Locking, Pl . . . . .	5
49	PAOZZ	81349	M85052/1-8	• Clamp, Loop . . . . .	1
50	PAOZZ	81349	M85052/1-9	• Clamp, Loop . . . . .	1
51	PAOZZ	96906	MS21266-2N	• Grommet, Nonmetallic . . . . .	V
52	PAOZZ	96906	MS21083N3	• Nut, Self-Locking, He . . . . .	5
53	PAOZZ	80205	NAS6703-4	• Bolt, Shear . . . . .	1
54	PAOZZ	80205	NAS43DD3-8N	• Spacer, Sleeve . . . . .	1
55	PAOZZ	02731	HS5346-0017	• Clamp, Loop . . . . .	1
56	MOOZZ	02731	HS5215C118	• Rubber Strip . . . . .	V
57	PAOZZ	02731	HS5346-0013	• Clamp, Loop A/C With MWO 1-1520-238-50-40 Incorporated (Use P/N M85052/1-13) . . . . .	2
58	PAOZZ	80205	NAS43DD3-16	• Spacer, Sleeve . . . . .	1
59	PAOZZ	81349	M85052/1-13	• Clamp, Loop A/C With MWO 1-1520-238-50-49 Incorporated . . . . .	3
60	PAOZZ	02731	HS5773DC13NB	• Clamp, Loop A/C With MWO 1-1520-238-50-49 Incorporated . . . . .	2
61	PAOZZ	81349	M85052/1-7	• Clamp, Loop . . . . .	1
62	PAOZZ	80205	NAS1096-3-10	• Screw, Machine . . . . .	1
63	PAOZZ	81349	M85052/1-2	• Clamp, Loop . . . . .	1
64	PAOZZ	81349	M85052/1-15	• Clamp, Loop A/C With MWO 1-1520-238-50-40 Incorporated . . . . .	3
65	PAOZZ	96906	MS51958-62	• Screw, Machine A/C With MWO 1-1520-238-50-15 Incorporated . . . . .	1
66	PAOZZ	88044	AN960C10L	• Washer, Flat A/C With MWO 1-1520-238-50-15 Incorporated . . . . .	1
67	PAOZZ	96906	MS21044C3	• Nut, Self-Locking, He A/C With MWO 1-1520-238-50-15 Incorporated . . . . .	1
68	XDOZZ	58260	2290110	• Wire Harness A/C With MWO 1-1520-238-50-15 Incorporated . . . . .	1
END OF FIGURE					



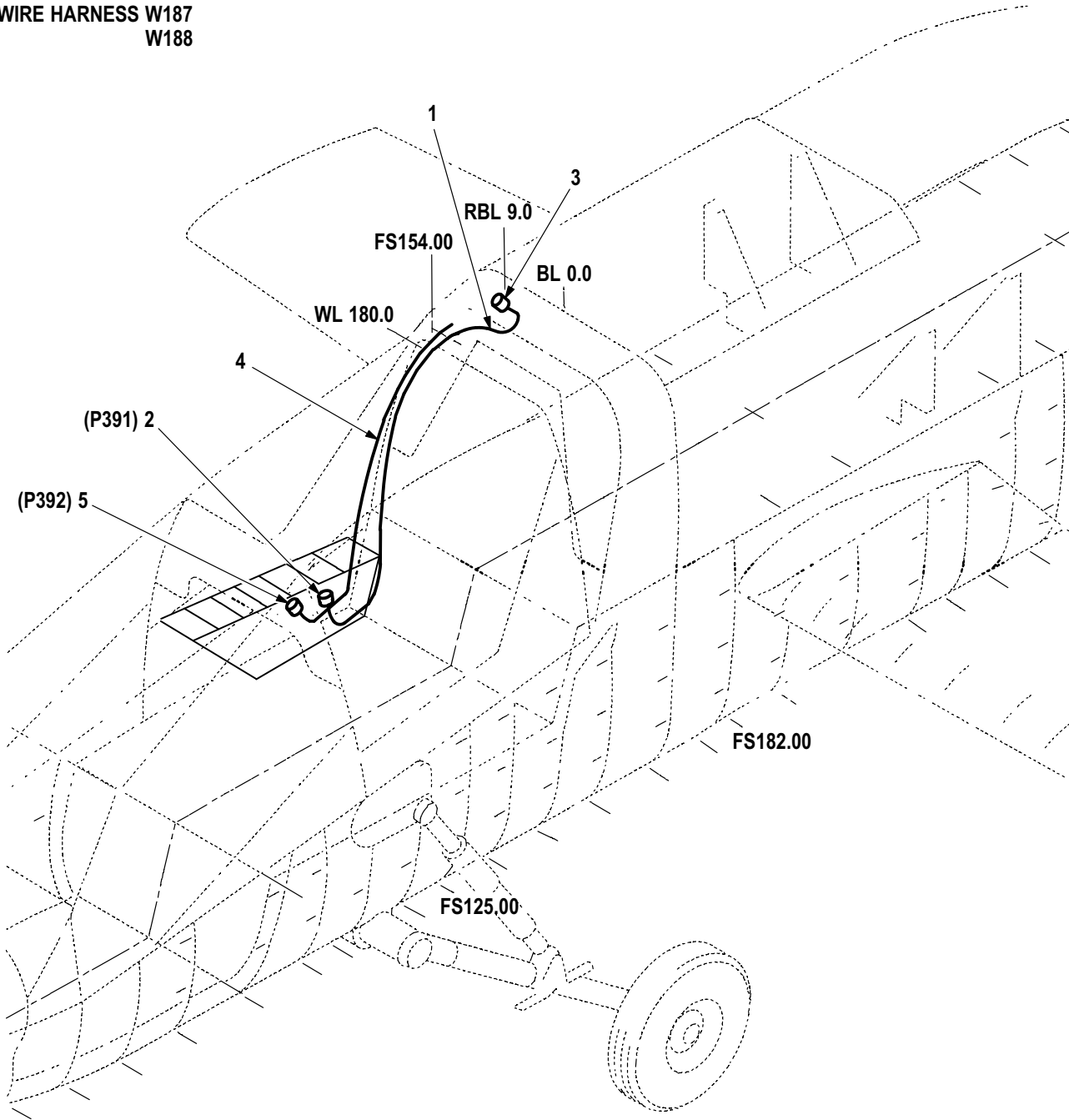


M09-1234B

Figure 470. Group 09 Wiring Installation, Pilot Console RH (Part 2)  
7-31 1B26018

(1) ITEM NO.	(2) SMR CODE	(3) CAGE	(4) PART NUMBER	(5) DESCRIPTION AND USABLE ON CODE (UOC)	(6) QTY
				Group 09 Electrical System Fig. 470 Wiring Installation, Pilot Console RH (Part 2) 7-31 1B26018	
1	PAOZZ	80205	NAS1096-3-8	• Screw, Machine .....	7
2	PAOZZ	88044	AN960JD10L	• Washer, Flat .....	16
3	PAOZZ	02731	7-31 1B25199	• Bracket, Angle .....	1
4	PAOZZ	80205	MS21042L3	• Nut, Self-Locking, Ex .....	8
5	PAOZZ	80205	NAS1096-2-9	• Screw, Machine .....	3
6	PAOZZ	88044	AN960JD8L	• Washer, Flat .....	8
7	PAOZZ	96906	MS21042L08	• Nut, Self-Locking, Ex .....	4
8	PAOZZ	02731	HS5346-0010	• Clamp, Loop .....	5
9	PAOZZ	80205	NAS1096-1-10	• Screw, Machine .....	2
10	PAOZZ	88044	AN960JD6L	• Washer, Flat .....	2
11	PAOOO	02731	7-31 1B25107	• Bracket, Connector, C .....	1
12	PAOZZ	80205	MS21075L3E	• Nut, Self-Locking, Pl .....	2
13	PAOZZ	80205	MS21075L06N	• Nut, Self-Locking, Pl .....	2
14	XAOZZ	02731	7-31 1B25107-3	• Bracket .....	1
15	PAOZZ	81349	M83413/8-A08AB	• Lead, Electrical .....	1
16	PAOZZ	96906	MS21919WDG12	• Clamp, Loop .....	1
17	PAOZZ	02731	HS5346-0004	• Clamp, Loop .....	2
18	PAOZZ	02731	HS5346-0009	• Clamp, Loop .....	1
19	PAOZZ	80205	NAS1096-3-24	• Screw, Machine .....	1
20	PAOZZ	96906	MS51957-17	• Screw, Machine .....	4
21	PAOZZ	88044	AN960JD4L	• Washer, Flat .....	4
22	PAOZZ	80205	MS21042L04	• Nut, Self-Locking, Ex .....	4
23	PAOZZ	80205	NAS43DD3-32N	• Spacer, Sleeve .....	1
24	PAOZZ	02731	HS5346-0006	• Clamp, Loop .....	5
25	PAOZZ	80205	NAS43DD3-48	• Spacer, Sleeve .....	4
26	XDOZZ	02731	HS5346-001 1	• Clamp, Loop .....	5
27	PAOZZ	80205	NAS1096-3-12	• Screw, Machine .....	2
28	PAOZZ	81349	M85052/1-3	• Clamp, Loop .....	4
29	XDOZZ	02731	HS5346-0014	• Clamp, Loop .....	1
30	MOOZZ	02731	HS5215C118	• Rubber Strip .....	V
31	PAOOO	02731	7-31 1B25142-3	• Bracket, Wiring Harn .....	3
32	PAOZZ	80205	MS21075L3E	• Nut, Self-Locking, Pl .....	3
33	XAOZZ	02731	7-31 1B25142-7	• Bracket .....	1
34	PAOZZ	96906	MS24693S72	• Screw, Machine .....	6
35	PAOZZ	81349	M83413/8-G13BB	• Lead, Electrical .....	1
36	PAOZZ	96906	MS21919WDG32	• Clamp, Loop .....	1
37	PAOZZ	96906	MS27039-0816	• Screw, Machine .....	1
38	PAOZZ	02731	HS5346-0015	• Clamp, Loop .....	2
39	PAOZZ	80205	NAS1096-3-10	• Screw, Machine .....	4
40	PAOZZ	02731	HS5346-0016	• Clamp, Loop .....	1
41	PAOZZ	81349	M85052/1-13	• Clamp, Loop .....	1
END OF FIGURE					

WIRE HARNESS W187  
W188



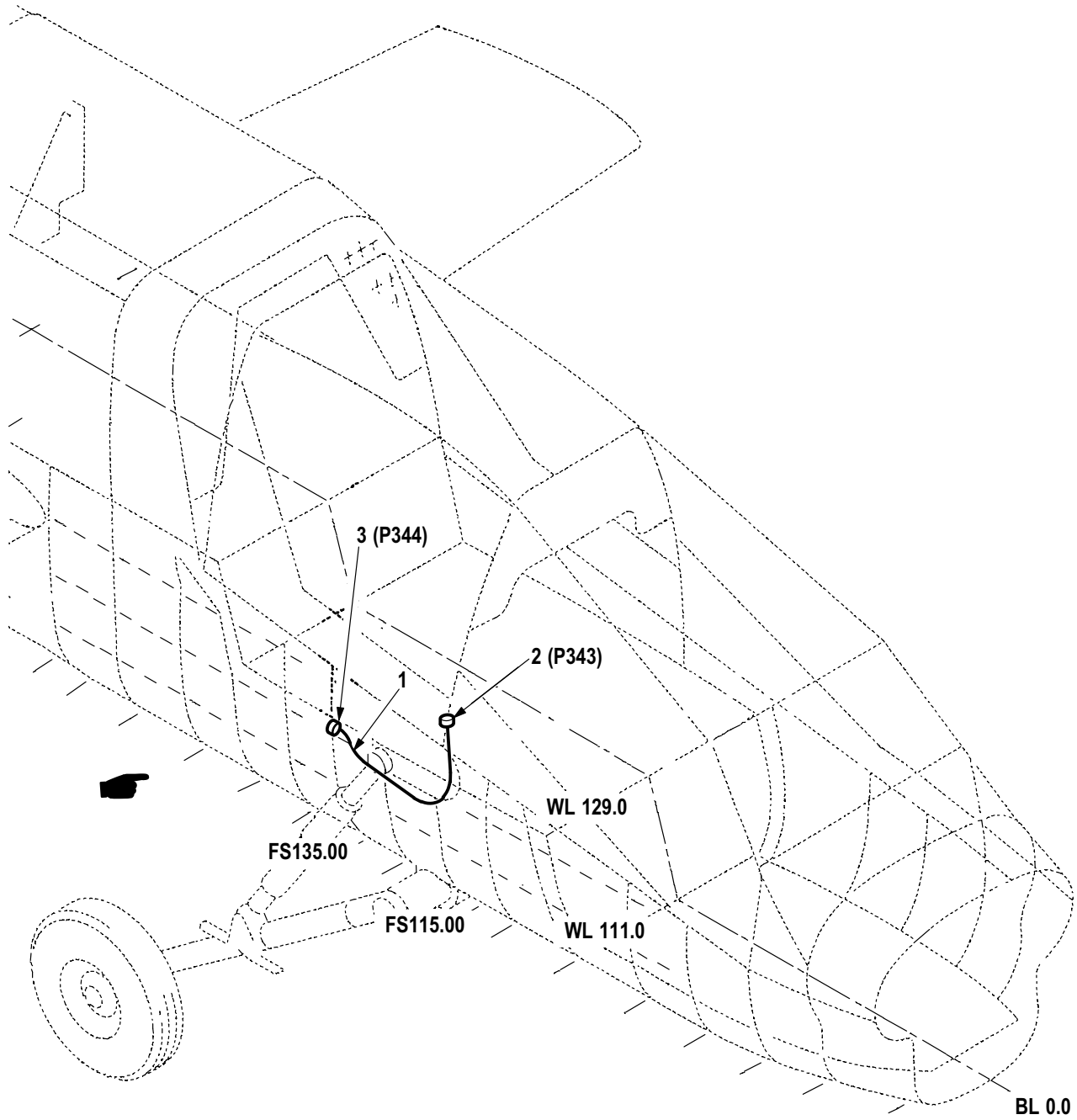
M09-993A

Figure 471. Group 09 Wiring Harness W187 W188



(1) ITEM NO.	(2) SMR CODE	(3) CAGE	(4) PART NUMBER	(5) DESCRIPTION AND USABLE ON CODE (UOC)	(6) QTY
				Group 09 Electrical System Fig. 471 Wiring Harness W187 W188	
1	PAOOO	02731	7-31 1B24187-007	• Wiring Harness W187 .....	1
2	PAOZZ	81349	M39012/28-0503	•• Connector, Receptacl .....	1
3	PAOZZ	02731	HS4835-102	•• Connector, Receptacl .....	1
4	PAOOO	02731	7-31 1B24188-007	• Wiring Harness W188 .....	1
5	PAOZZ	81349	M39012/03-0503	•• Connector, Receptacl .....	1
END OF FIGURE					

WIRE HARNESS W190

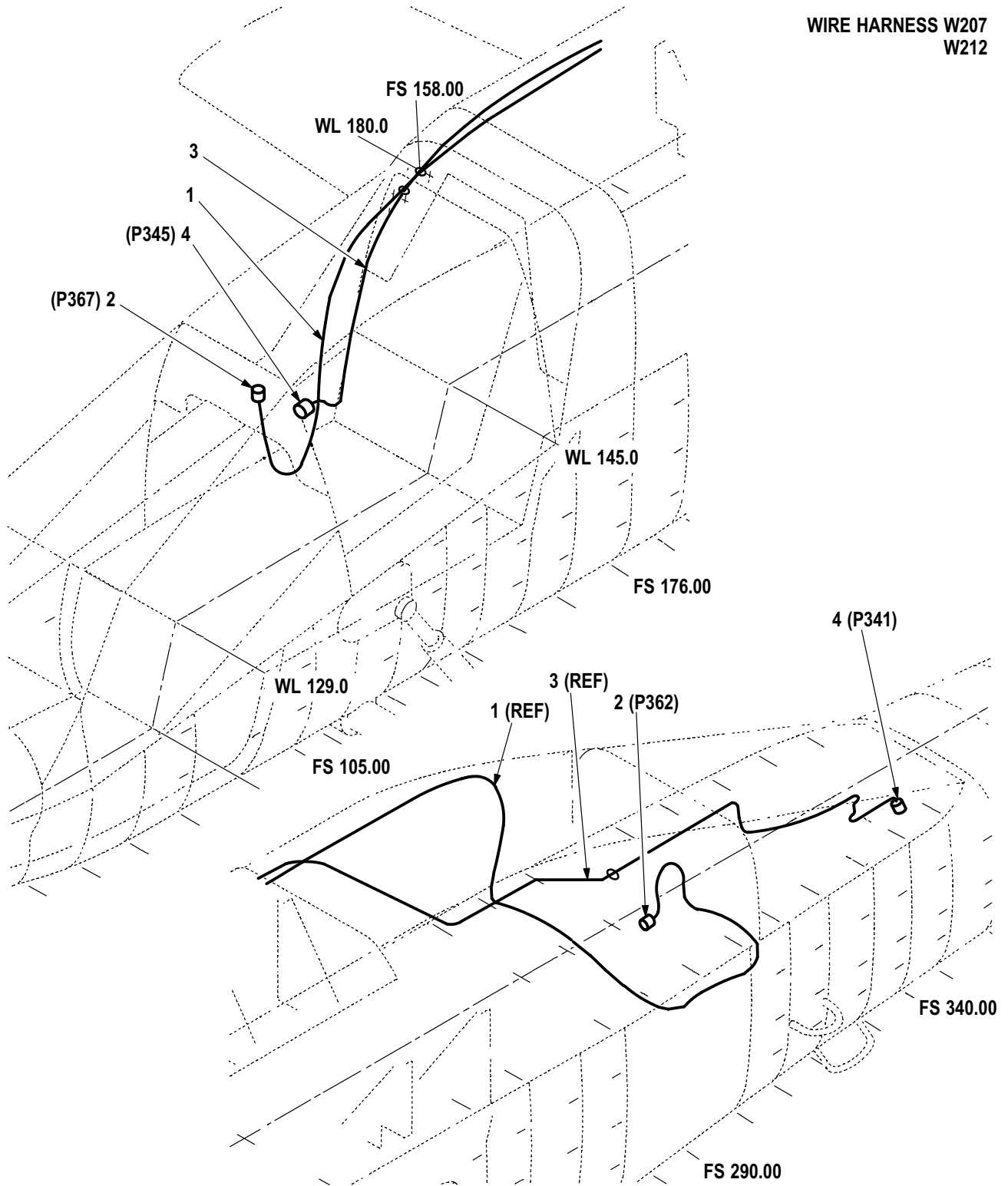


M09-994B

Figure 472. Group 09 Wiring Harness, W190

(1) ITEM NO.	(2) SMR CODE	(3) CAGE	(4) PART NUMBER	(5) DESCRIPTION AND USABLE ON CODE (UOC)	(6) QTY
1	PAOOO	02731	7-31 1B24190-003	Group 09 Electrical System Fig. 472 Wiring Harness, W190	1
2	PAOZZ	02731	HS4834-107	• Wiring Harness . . . . .	1
3	PAOZZ	81349	M39012/26-0503	•• Connector, Plug, Elec . . . . . •• Connector, Plug, Elec . . . . .	1 1
END OF FIGURE					

WIRE HARNESS W207  
W212

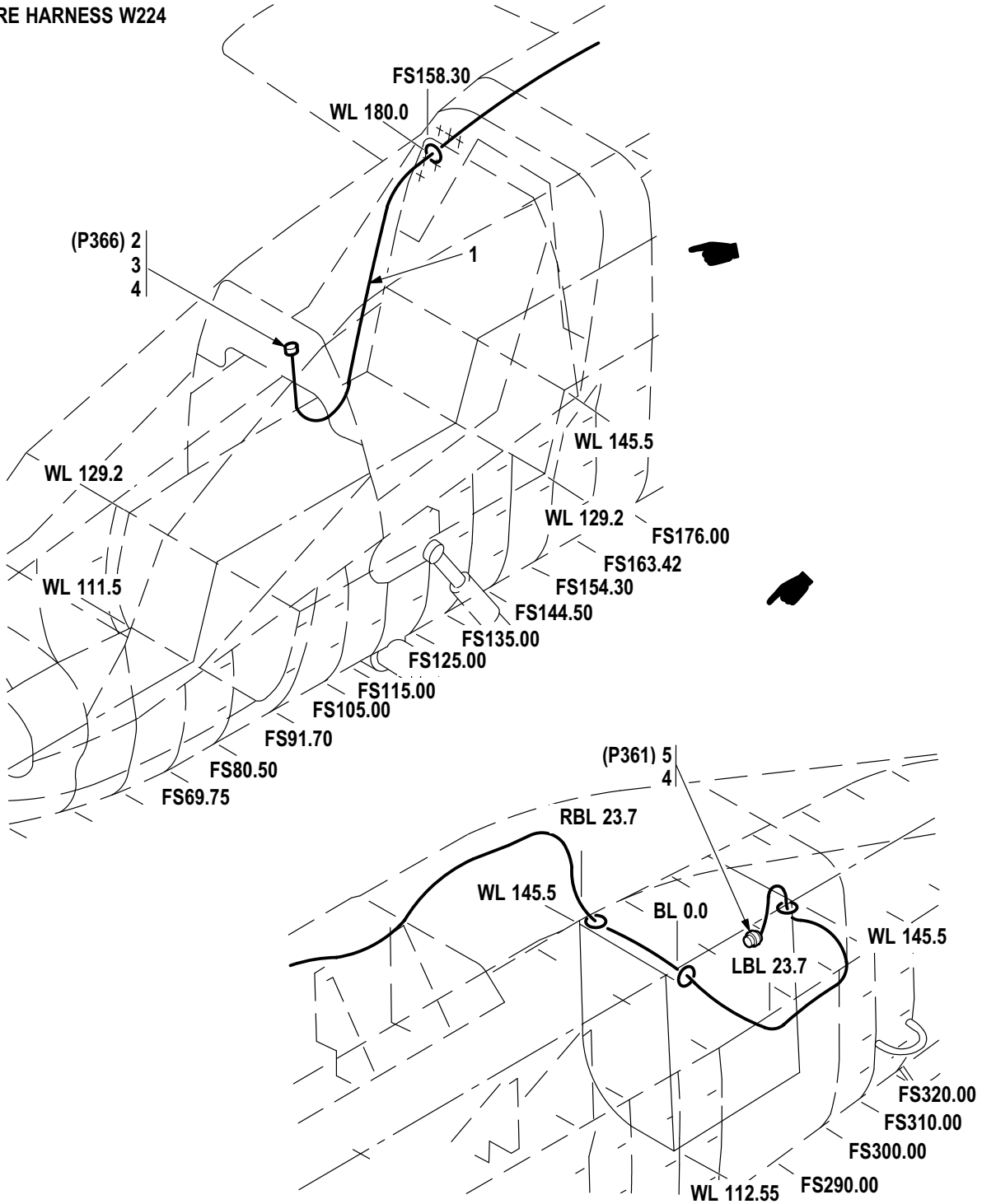


M09-0995A

Figure 473. Group 09 Wiring Harness W207 W212

(1) ITEM NO.	(2) SMR CODE	(3) CAGE	(4) PART NUMBER	(5) DESCRIPTION AND USABLE ON CODE (UOC)	(6) QTY
				Group 09 Electrical System Fig. 473 Wiring Harness W207 W212	
1	PAOOO	02731	7-31 1B24207-003	Wiring Harness W207 .....	1
2	PAOZZ	02731	HS4834-101	• Connector, Plug, Elec .....	2
3	PAOOO	02731	7-31 1B24212-003	Wiring Harness W212 .....	1
4	PAOZZ	81349	M39012/26-0503	• Connector, Plug, Elec .....	2
END OF FIGURE					

WIRE HARNESS W224

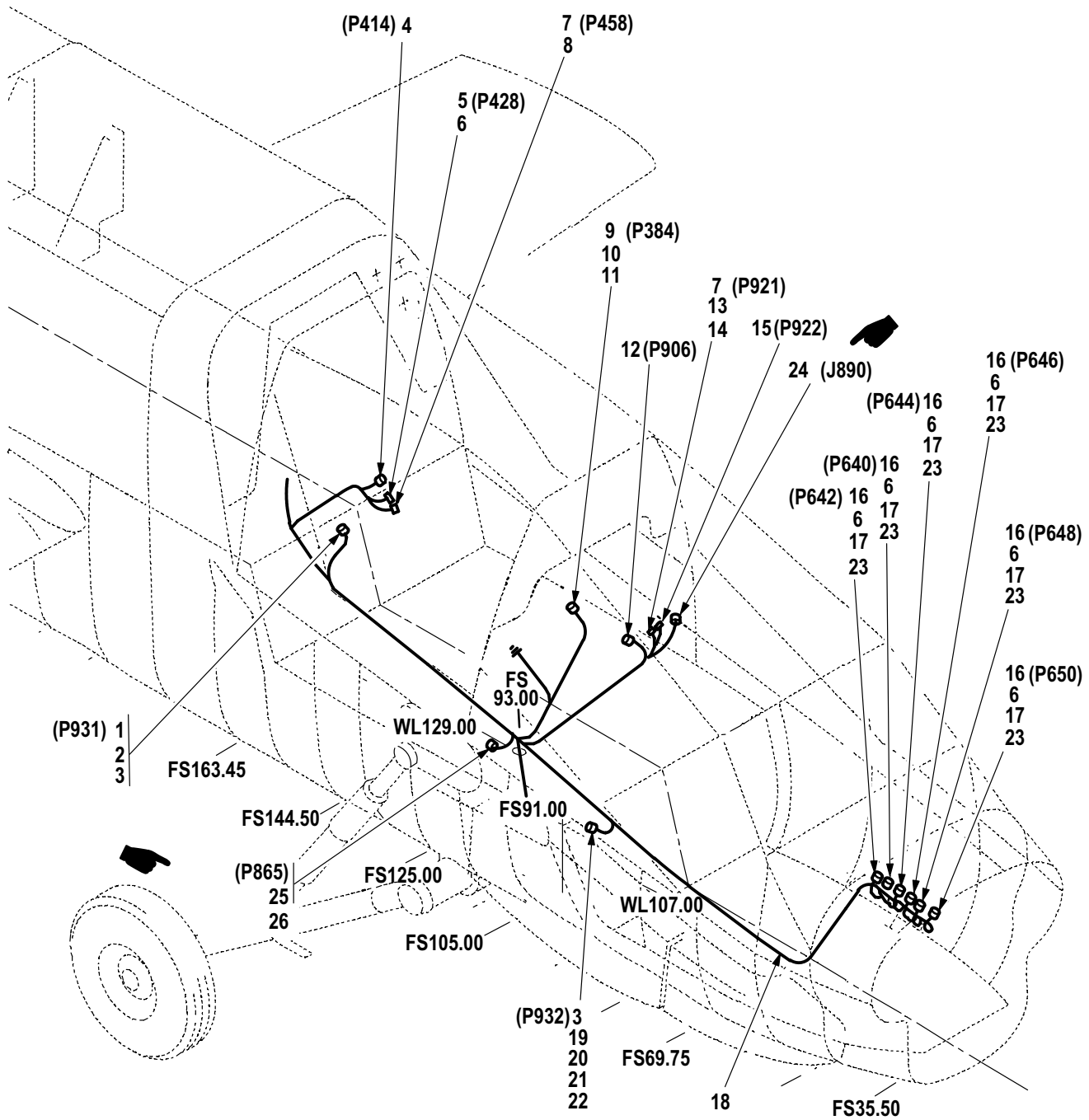


M09-884D

Figure 474. Group 09 Wiring Harness, W224

(1) ITEM NO.	(2) SMR CODE	(3) CAGE	(4) PART NUMBER	(5) DESCRIPTION AND USABLE ON CODE (UOC)	(6) QTY
				Group 09 Electrical System Fig. 474 Wiring Harness, W224	
1	PAOOO	02731	7-31 1B24224-003	• Wiring Harness . . . . .	1
2	PAOZZ	96906	MS3476W14-19S	•• Connector, Plug, Elec . . . . .	1
3	PAOZZ	81349	M85049/52-1-14W	•• Clamp, Cable, Electri . . . . .	2
4	PAOZZ	02731	HS4786-434	•• Splice, Conductor . . . . .	2
5	PAOZZ	96906	MS3476W14-19P	•• Connector, Plug, Elec . . . . .	1
END OF FIGURE					

WIRE HARNESS W116 (PART 1)



M09-842G

Figure 475. Group 09 Wiring Harness, W116 (Part 1)  
7-31 1B24116-023 (Usbl Eff 82-23355 thru 88-0199)  
7-31 1B24116-025 (Usbl Eff 88-0200 and Subs)  
7-31 1B24116-027 A/C With MWO 1-1520-238-50-49 Incorporated



(1) ITEM NO.	(2) SMR CODE	(3) CAGE	(4) PART NUMBER	(5) DESCRIPTION AND USABLE ON CODE (UOC)	(6) QTY
				Group 09 Electrical System Fig. 475 Wiring Harness, W116 (Part 1) 7-31 1B24116-023 (Usbl Eff 82-23355 thru 88-0199) 7-31 1B24116-025 (Usbl Eff 88-0200 and Subs) 7-31 1B24116-027 A/C With MWO 1-1520-238-50-49 Incorporated	
1	XDOZZ	96906	MS27467T25B46S	• Connector, Plug, Elec . . . . .	2
2	PAOZZ	81349	M85049/49-2-24W	• Clamp, Cable, Electri . . . . .	1
3	PAOZZ	81349	M81824/1-1	• Splice, Conductor . . . . .	2
4	XDOZZ	96906	MS27467T15B5S	• Connector, Plug, Elec . . . . .	1
5	XDOZZ	02731	HS5239D1220W	• Connector, Receptacl . . . . .	1
6	PAOZZ	81349	M83519/2-8	• Splice, Conductor . . . . .	53
7	PAOZZ	02731	HS5239-9220	• Connector, Receptacl . . . . .	2
8	XDOZZ	02731	HS5239H1223W	• Connector, Receptacl . . . . .	1
9	XDOZZ	96906	MS27484T12B35SA	• Connector, Plug, Elec . . . . .	1
10	PAOZZ	81349	M83519/1-3	• Splice, Conductor . . . . .	1
11	PAOZZ	81343	M81824/1-2	• Splice, Conductor . . . . .	5
12	XDOZZ	02731	HS5239A1610W	• Connector, Receptacl . . . . .	1
13	PAOZZ	02731	HS4786-633	• Splice, Conductor (Usbl Eff 82-23355 thru 88-0199) . . . . .	8
14	XDOZZ	02731	HS5239E1220W	• Connector, Receptacl . . . . .	1
15	XDOZZ	02731	HS5239F1220W	• Connector, Receptacl . . . . .	1
16	PAOZZ	81349	M83723/75W1415N	• Connector, Plug, Elec . . . . .	11
17	PAOZZ	81349	M85049/31-14W	• Adapter, Cable Clamp . . . . .	6
18	PAOZZ	81349	M83519/2-13	• Splice, Conductor . . . . .	8
19	PAOZZ	02731	HS5319-2240	• Clamp, Cable, Electri . . . . .	1
20	PAOZZ	96906	MS51957-17	• Screw, Machine . . . . .	16
21	PAOZZ	80205	NAS620C4	• Washer, Flat . . . . .	32
22	PAOZZ	96906	MS21045C04	• Nut, Self-Locking, He . . . . .	16
23	MOOZZ	02731	HS5215E103	• Rubber Strip . . . . .	V
24	PAOZZ	02731	HS5239A2110	• Connector, Receptacl A/C With MWO 1-1520-238-50-49 Incorporated . . . . .	1
25	XDOZZ	81349	D38999/26WB35SN	• Connector, Plug, Elec A/C With MWO 1-1520-238-50-49 Incorporated . . . . .	1
26	PAOZZ	02731	HS5842ZS1103L	• Adapter, Electrical A/C With MWO 1-1520-238-50-49 Incorporated . . . . .	1
END OF FIGURE					

WIRE HARNESS W116 (PART 2)

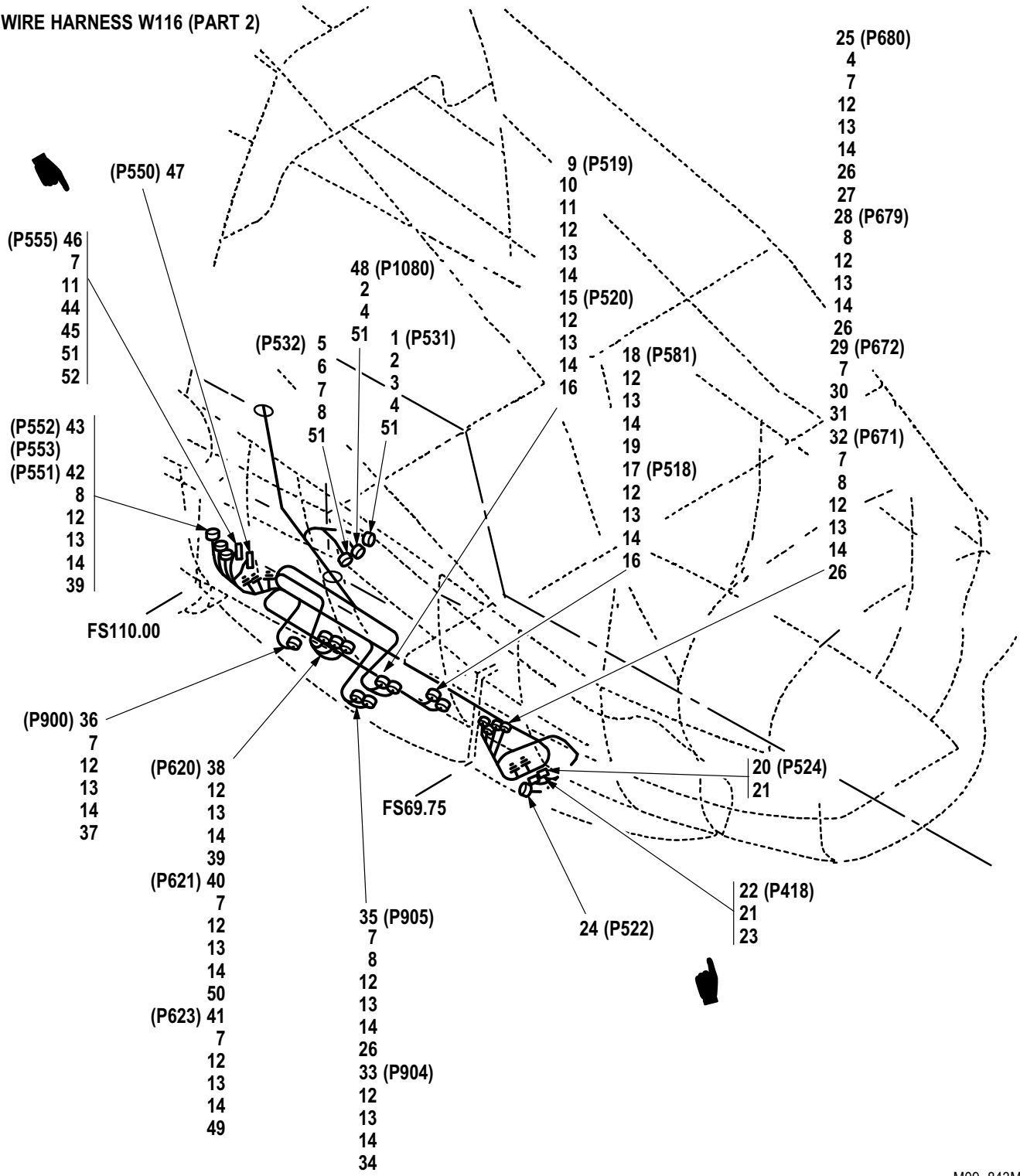


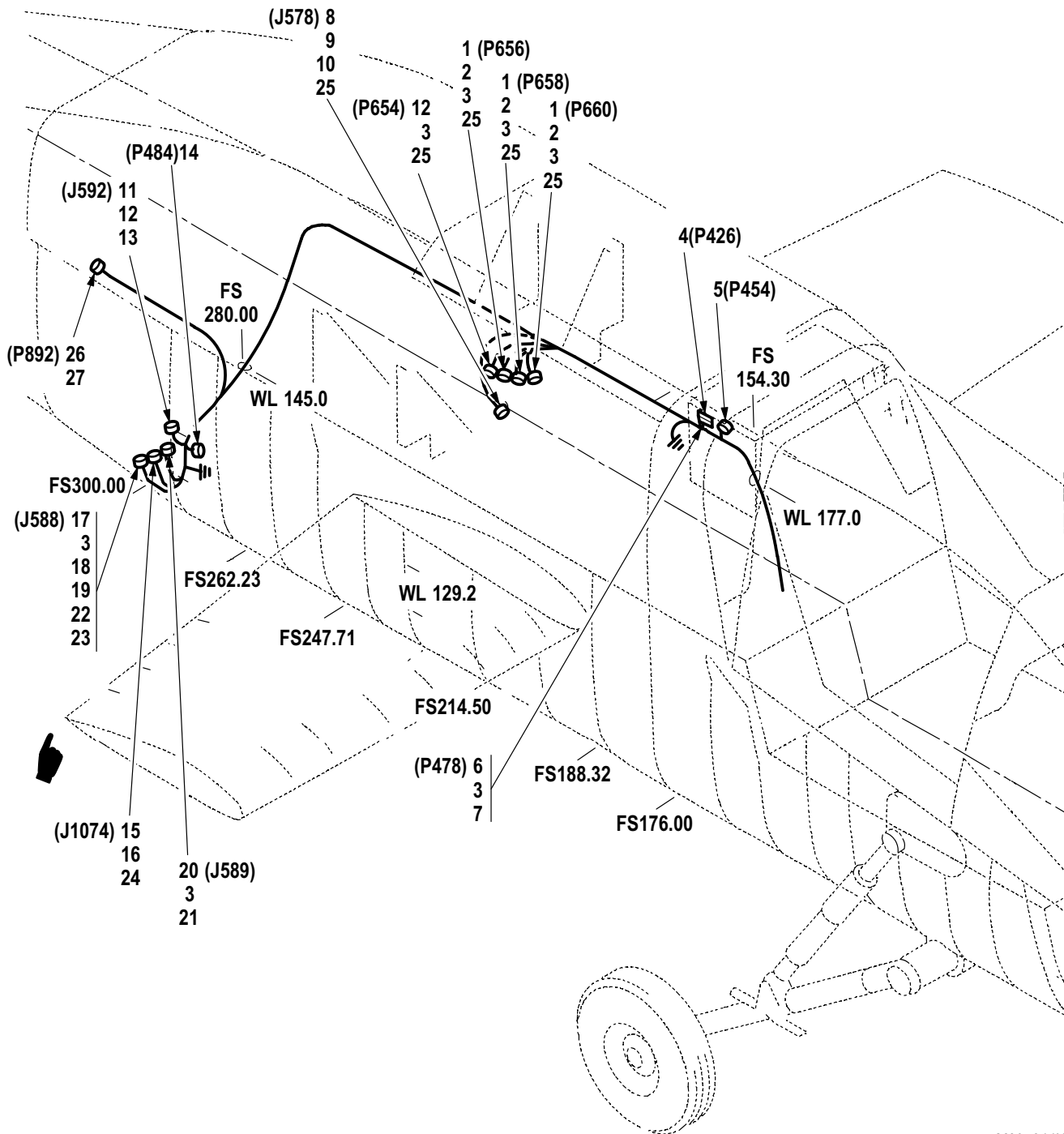
Figure 476. Group 09 Wiring Harness, W116 (Part 2)  
 7-31 1B24116-023 (Usbl Eff 82-23355 thru 88-0199)  
 7-31 1B24116-025 (Usbl Eff 88-0200 and Subs)  
 7-31 1B24116-027 A/C With MWO 1-1520-238-50-49 Incorporated

(1) ITEM NO.	(2) SMR CODE	(3) CAGE	(4) PART NUMBER	(5) DESCRIPTION AND USABLE ON CODE (UOC)	(6) QTY
				Group 09 Electrical System Fig. 476 Wiring Harness, W116 (Part 2) 7-31 1B24116-023 (Usbl Eff 82-23355 thru 88-0199) 7-31 1B24116-025 (Usbl Eff 88-0200 and Subs) 7-31 1B24116-027 A/C With MWO 1-1520-238-50-49 Incorporated	
1	PAOZZ	96906	MS3446L27-5S	• Connector, Plug, Elec .....	1
2	PAOZZ	81349	M85049/31-18W	• Adapter, Cable Clamp .....	2
3	PAOZZ	81349	M83519/2-3	• Splice, Conductor .....	2
4	PAOZZ	81349	M81824/1-3	• Splice, Conductor .....	5
5	PAOZZ	96906	MS3446L37-50S	• Connector, Plug, Elec .....	1
6	PAOZZ	81349	M85049/31-20A	• Adapter, Cable Clamp .....	1
7	PAOZZ	81349	M83519/2-8	• Splice, Conductor .....	76
8	PAOZZ	81343	M81824/1-2	• Splice, Conductor .....	15
9	XDOZZ	81349	D38999/47WH35SN	• Connector, Plug, Elec .....	1
10	PAOZZ	02731	HS5319-3230	• Clamp, Cable, Electri .....	1
11	PAOZZ	81349	M83519/2-7	• Splice, Conductor .....	3
12	XDOZZ	96906	MS51957-17	• Screw, Machine .....	16
13	PAOZZ	80205	NAS620C4	• Washer, Flat .....	32
14	PAOZZ	96906	MS21045C04	• Nut, Self-Locking, He .....	16
15	XDOZZ	81349	D38999/47WJ24SN	• Connector, Plug, Elec .....	1
16	PAOZZ	02731	HS5319-3250	• Clamp, Cable, Electri .....	2
17	XDOZZ	81349	D38999/26WJ35PN	• Connector, Plug, Elec .....	1
18	PAOZZ	81349	D38999/26WB98SN	• Connector, Plug, Elec .....	1
19	PAOZZ	02731	HS5319-31 10	• Clamp, Cable, Electri .....	1
20	XDOZZ	02731	HS5239B1220W	• Connector, Receptacl .....	2
21	PAOZZ	81349	M83519/2-13	• Splice, Conductor .....	8
22	XDOZZ	02731	HS5239A1220W	• Connector, Receptacl .....	1
23	PAOZZ	02731	HS4786-633	• Splice, Conductor (Usbl Eff 82-23355 thru 88-0199) .....	8
24	XDOZZ	96906	MS27467T15B97S	• Connector, Plug, Elec .....	1
25	PAOZZ	96906	MS27467T25B35S	• Connector, Plug, Elec .....	1
26	PAOZZ	02731	HS5319-2240	• Clamp, Cable, Electri .....	5
27	PAOZZ	81349	M81824/1-1	• Splice, Conductor .....	2
28	XDOZZ	96906	MS27467T25B35SA	• Connector, Plug, Elec .....	1
29	XDOZZ	96906	MS27467T25B35SB	• Connector, Plug, Elec .....	1
30	PAOZZ	02731	HS4946-58	• Splice, Conductor .....	1
31	PAOZZ	02731	HS4946-59	• Splice, Conductor .....	1
32	XDOZZ	96906	MS27467T25B35SC	• Connector, Plug, Elec .....	1
33	PAOZZ	96906	MS27467T15B35S	• Connector, Plug, Elec .....	1
34	PAOZZ	02731	HS5319-2140	• Clamp, Cable, Electri .....	1
35	XDOZZ	96906	MS27467T25B46P	• Connector, Plug, Elec .....	1
36	PAOZZ	96906	MS27467T17B35S	• Connector, Plug, Elec .....	1
37	PAOZZ	02731	HS5319-2160	• Clamp, Cable, Electri .....	1
38	PAOZZ	81349	M83723/75W1415N	• Connector, Plug, Elec .....	11
39	PAOZZ	02731	HS5319-1 140	• Clamp, Cable, Electri .....	2
40	XDOZZ	96906	MS27467T11B35P	• Connector, Plug, Elec .....	1
41	PAOZZ	96906	MS27467T9B35P	• Connector, Plug, Elec .....	1
42	PAOZZ	96906	MS3476W14-19S	• Connector, Plug, Elec .....	1
43	PAOZZ	02731	HS4895-105	• Connector, Plug, Elec .....	2
44	PAOZZ	81349	M24308/25-10	• Retainer, Electrical .....	2
45	XDOZZ	81349	M85049/48-3-5	• Shield, Electrical C .....	1

(1) ITEM NO.	(2) SMR CODE	(3) CAGE	(4) PART NUMBER	(5) DESCRIPTION AND USABLE ON CODE (UOC)	(6) QTY
46	XDOZZ	81349	M24308/2-5	• Connector, Receptacl .....	1
47	PAOZZ	02731	HS5329-1003	• Connector, Receptacl .....	1
48	PAOZZ	96906	MS3446L27-50S	• Connector, Receptacl .....	1
49	PAOZZ	02731	HS5574-01038	• Adapter, Cable Clamp (Usbl Eff 88-0200 and Subs) .....	1
50	PAOZZ	02731	HS5574-04058	• Adapter, Cable Clamp (Usbl Eff 88-0200 and Subs) .....	1
51	MOOZZ	02731	HS5215E103	• Rubber Strip .....	V
52	PAOZZ	80205	NAS43HT0-16	• Spacer, Sleeve .....	3
END OF FIGURE					



WIRE HARNESS W116 (PART 3)

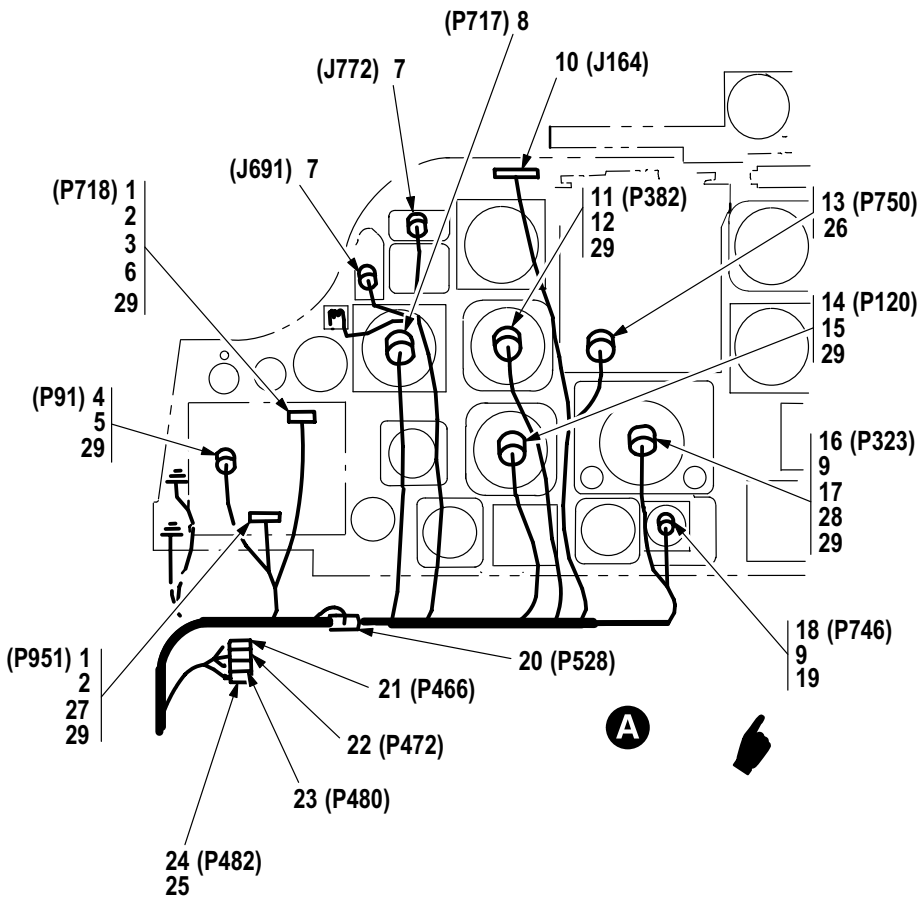
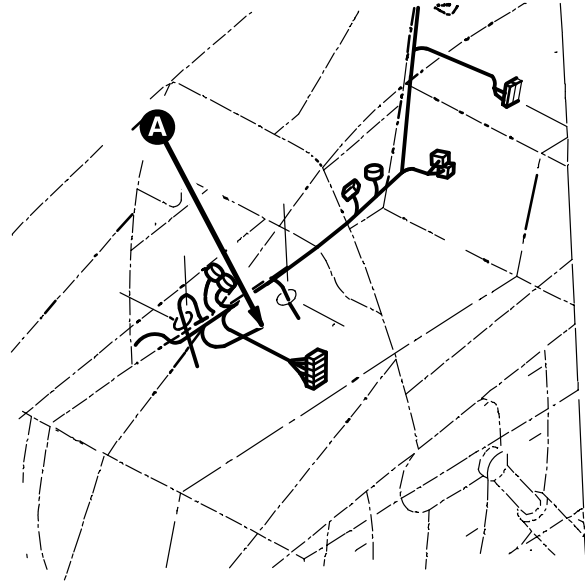


M09-844K

Figure 477. Group 09 Wiring Harness, W116 (Part 3)  
7-31 1B24116-023 (Usbl Eff 82-23355 thru 88-0199)  
7-31 1B24116-025 (Usbl Eff 88-0200 and Subs)  
7-31 1B24116-027 A/C With MWO 1-1520-238-50-49 Incorporated

(1) ITEM NO.	(2) SMR CODE	(3) CAGE	(4) PART NUMBER	(5) DESCRIPTION AND USABLE ON CODE (UOC)	(6) QTY
				Group 09 Electrical System Fig. 477 Wiring Harness, W116 (Part 3) 7-31 1B24116-023 (Usbl Eff 82-23355 thru 88-0199) 7-31 1B24116-025 (Usbl Eff 88-0200 and Subs) 7-31 1B24116-027 A/C With MWO 1-1520-238-50-49 Incorporated	
1	PAOZZ	81349	M83723/75W1415N	• Connector, Plug, Elec .....	11
2	PAOZZ	81349	M85049/31-14W	• Adapter, Cable Clamp .....	4
3	PAOZZ	81349	M83519/2-8	• Splice, Conductor .....	12
4	XDOZZ	02731	HS5239B1220W	• Connector, Receptacl .....	2
5	XDOZZ	96906	MS27467T25B24S	• Connector, Plug, Elec .....	1
6	PAOZZ	02731	HS5239-9220	• Connector, Receptacl .....	1
7	XDOZZ	02731	HS5239C1220W	• Connector, Receptacl .....	1
8	PAOZZ	81349	M83723/72W1005N	• Connector, Receptacl .....	1
9	XDOZZ	81349	M85049/31-10W	• Adapter, Cable Clamp .....	1
10	PAOZZ	81343	M81824/1-2	• Splice, Conductor .....	5
11	PAOZZ	02731	HS5239-9210	• Connector, Receptacl .....	1
12	XDOZZ	02731	HS5239A2112W	• Connector, Receptacl .....	1
13	PAOZZ	81349	M83519/1-3	• Splice, Conductor .....	1
14	PAOZZ	02731	HS4895-204	• Connector, Plug, Elec .....	1
15	XDOZZ	96906	MS3472W24-19S	• Connector, Receptacl .....	1
16	PAOZZ	81349	M85049/51-1-24W	• Clamp, Cable, Electri .....	1
17	XDOZZ	96906	MS27656T23B35S	• Connector, Receptacl .....	1
18	PAOZZ	81349	M85049/47W22	• Clamp, Cable, Electri .....	1
19	PAOZZ	81349	M83519/2-10	• Splice, Conductor .....	1
20	PAOZZ	96906	MS3470W22-41S	• Connector, Receptacl .....	1
21	PAOZZ	02731	HS5391-2222	• Splice, Conductor .....	4
22	PAOZZ	96906	MS35275-246	• Screw, Machine .....	2
23	PAOZZ	80205	NAS43HT3-16	• Spacer, Sleeve .....	2
24	PAOZZ	96906	MS35275-245	• Screw, Machine .....	2
25	MOOZZ	02731	HS5215E103	• Rubber Strip .....	V
26	XDOZZ	81349	D38999/26WA35SN	• Connector Plug, Elec A/C With MWO 1-1520-238-50-49 Incorporated .....	1
27	PAOZZ	02731	HS5842ZR0902L	• Adapter, Electrical A/C With MWO 1-1520-238-50-49 Incorporated .....	1
				END OF FIGURE	

WIRE HARNESS W118 (PART 1)



M09-1103G

Figure 478. Group 09 Wiring Harness, W118 (Part 1)  
7-31 1B24118-049 (Usbl Eff 82-23355 thru 88-0199)  
7-31 1B24118-051 (Usbl Eff 88-0200 and Subs)  
7-31 1B24118-055 A/C With MWO 1-1520-238-50-40 Incorporated



(1) ITEM NO.	(2) SMR CODE	(3) CAGE	(4) PART NUMBER	(5) DESCRIPTION AND USABLE ON CODE (UOC)	(6) QTY
				Group 09 Electrical System Fig. 478 Wiring Harness, W118 (Part 1) 7-31 1B24118-049 (Usbl Eff 82-23355 thru 88-0199) 7-31 1B24118-051 (Usbl Eff 88-0200 and Subs) 7-31 1B24118-055 A/C With MWO 1-1520-238-50-40 Incorporated	
1	PAOZZ	81349	M24308/2-3	• Connector, Receptacl . . . . .	2
2	XDOZZ	81349	M85049/48-1-3-F	• Shield, Electrical C . . . . .	2
3	PAOZZ	02731	HS4948-0278	• Retainer, Electrical . . . . .	2
4	PAOZZ	96906	MS3476W14-19S	• Connector, Plug, Elec . . . . .	1
5	PAOZZ	81349	M85049/31-14W	• Adapter, Cable Clamp . . . . .	1
6	PAOZZ	02731	HS4800-120	• Terminal Junction B . . . . .	3
7	PAOZZ	96906	MS90335-2	• Connector, Receptacl . . . . .	2
8	XDOZZ	96906	MS27473T10B35S	• Connector, Plug, Elec . . . . .	1
9	PAOZZ	81349	M83519/2-8	• Splice, Conductor . . . . .	2
10	XDOZZ	02731	HS5239A2220W	• Connector, Receptacl . . . . .	2
11	PAOZZ	96906	MS3476W16-26S	• Connector, Plug, Elec . . . . .	1
12	PAOZZ	81349	M85049/31-16W	• Adapter, Cable Clamp . . . . .	1
13	XDOZZ	96906	MS27467T17B26S	• Connector, Plug, Elec . . . . .	1
14	PAOZZ	81349	M83723/75W08036	• Connector, Plug, Elec . . . . .	1
15	PAOZZ	81349	M85049/31-8A	• Clamp, Cable, Electri . . . . .	1
16	PAOZZ	96906	MS3476W22-55S	• Connector, Plug, Elec . . . . .	1
17	PAOZZ	81349	M85049/31-22A	• Clamp, Cable, Electri . . . . .	1
18	XDOZZ	96906	MS3476W10-6SW	• Connector, Plug, Elec . . . . .	1
19	PAOZZ	81349	M85049/52-1-10W	• Clamp, Cable, Electri . . . . .	1
20	XDOZZ	02731	HS5239A1210W	• Connector, Receptacl . . . . .	1
21	XDOZZ	02731	HS5239B1220W	• Connector, Receptacl . . . . .	1
22	XDOZZ	02731	HS5239D1220W	• Connector, Plug, Elec . . . . .	3
23	XDOZZ	02731	HS5239G1220W	• Connector, Receptacl . . . . .	2
24	XDOZZ	02731	HS5239L1220W	• Connector, Receptacl . . . . .	1
25	PAOZZ	02731	HS5239-9220	• Connector, Receptacl . . . . .	1
26	PAOZZ	81343	M81824/1-2	• Splice, Conductor . . . . .	2
27	PAOZZ	81349	M24308/25-9	• Retainer, Electrical . . . . .	2
28	XDOZZ	02731	HS4800-220	• Terminal Junction B . . . . .	3
29	MOOZZ	02731	HS5215E103	• Rubber Strip . . . . .	V
END OF FIGURE					

WIRE HARNESS W118 (PART 2)

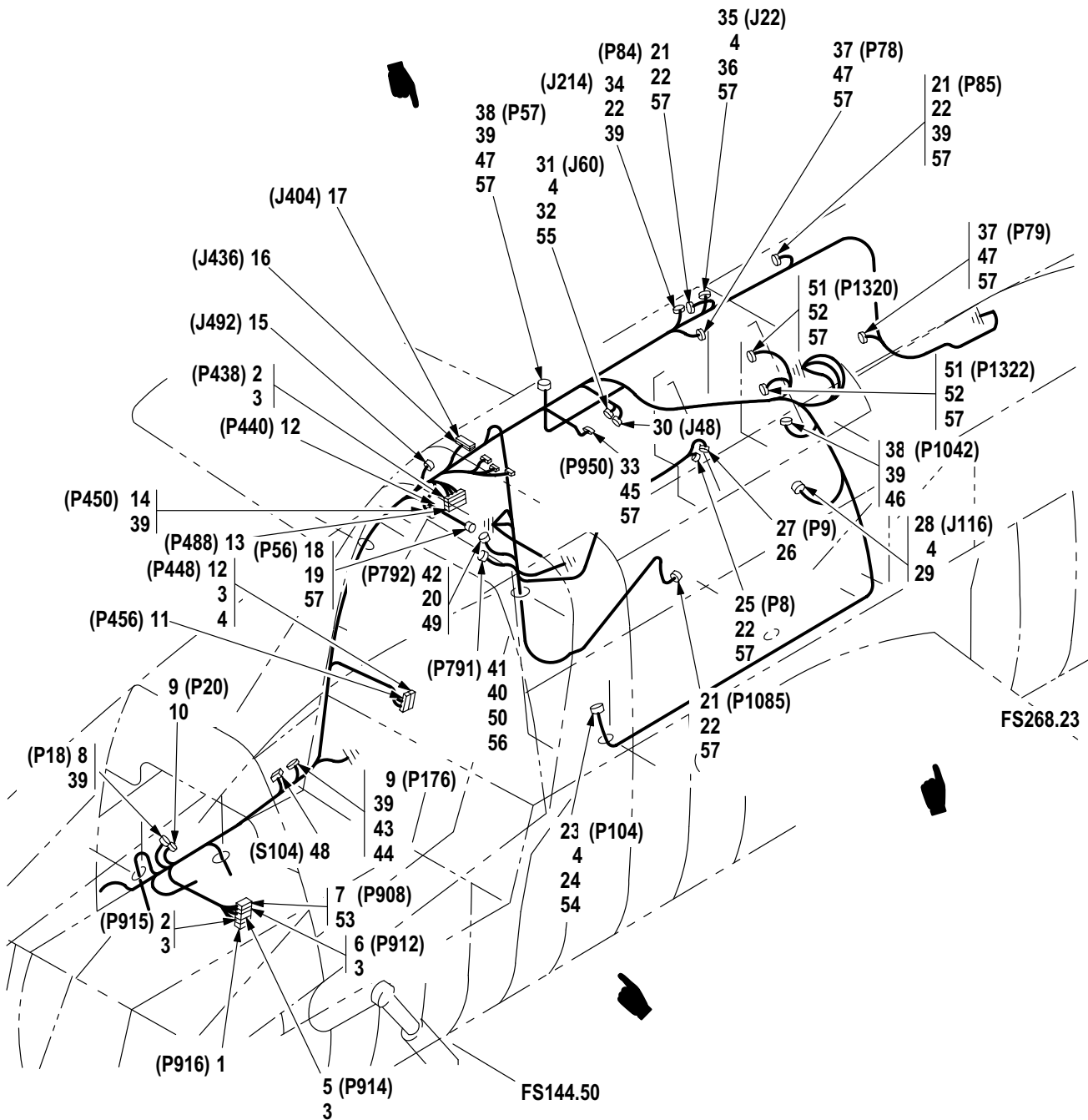


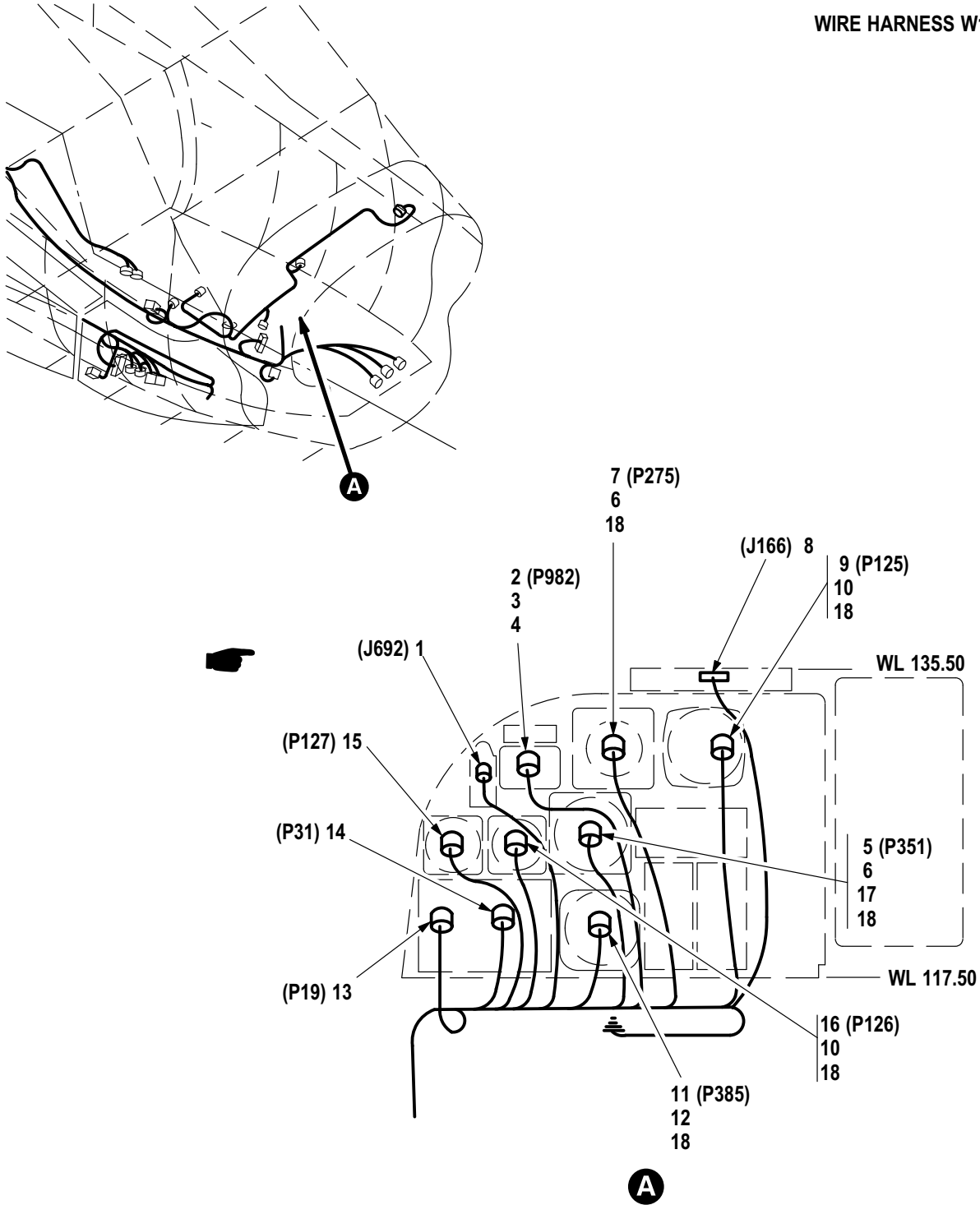
Figure 479. Group 09 Wiring Harness, W118 (Part 2)  
7-31 1B24118-049 (Usbl Eff 82-23355 thru 88-0199)  
7-31 1B24118-051 (Usbl Eff 88-0200 and Subs)  
7-31 1B24118-055 A/C With MWO 1-1520-238-50-40 Incorporated

(1) ITEM NO.	(2) SMR CODE	(3) CAGE	(4) PART NUMBER	(5) DESCRIPTION AND USABLE ON CODE (UOC)	(6) QTY
				Group 09 Electrical System Fig. 479 Wiring Harness, W118 (Part 2) 7-31 1B24118-049 (Usbl Eff 82-23355 thru 88-0199) 7-31 1B24118-051 (Usbl Eff 88-0200 and Subs) 7-31 1B24118-055 A/C With MWO 1-1520-238-50-40 Incorporated	
1	XDOZZ	96906	MS27467T11B98S	• Connector, Plug, Elec .....	1
2	XDOZZ	02731	HS5239D1220W	• Connector, Plug, Elec .....	2
3	PAOZZ	02731	HS5239-9220	• Connector, Receptacl .....	5
4	PAOZZ	81349	M83519/2-8	• Splice, Conductor .....	5
5	MOOZZ	02731	HS5239C1220W	• Connector, Receptacl .....	1
6	XDOZZ	02731	HS5239B1223W	• Connector, Receptacl .....	1
7	XDOZZ	02731	HS5239A1220W	• Connector, Receptacl .....	1
8	PAOZZ	96906	MS27467T25B35S	• Connector, Plug, Elec .....	1
9	XDOZZ	96906	MS27467T21B41S	• Connector, Plug, Elec .....	2
10	PAOZZ	81349	M81824/1-1	• Splice, Conductor .....	1
11	XDOZZ	02731	HS5239J1220W	• Connector, Plug, Elec .....	1
12	XDOZZ	02731	HS5239E1220W	• Connector, Receptacl .....	1
13	XDOZZ	02731	HS5239G1220W	• Connector, Receptacl .....	2
14	XDOZZ	96906	MS27467T19B11S	• Connector, Plug, Elec .....	1
15	XDOZZ	96906	MS27656T11B98P	• Connector, Receptacl .....	1
16	XDOZZ	02731	HS5239G2120W	• Connector, Receptacl .....	1
17	XDOZZ	02731	HS5239F2120W	• Connector, Receptacl .....	1
18	PAOZZ	96906	MS3476W8-98S	• Connector, Plug, Elec .....	1
19	PAOZZ	81349	M85049/31-8A	• Clamp, Cable, Electri .....	1
20	PAOZZ	81349	M83519/2-10	• Splice, Conductor .....	1
21	PAOZZ	81349	M83723/75W1212N	• Connector, Plug, Elec .....	3
22	PAOZZ	81349	M85049/31-12A	• Adapter, Cable Clamp .....	5
23	PAOZZ	81349	M83723/76W1407N	• Connector, Plug, Elec .....	1
24	PAOZZ	81349	M85049/51-1-14W	• Adapter, Cable Clamp .....	1
25	XDOZZ	96906	MS3476W10-6P	• Connector, Plug, Elec .....	1
26	PAOZZ	81349	M85049/51-1-10W	• Adapter, Cable Clamp .....	2
27	PAOZZ	96906	MS3476W10-6PW	• Connector, Plug, Elec .....	1
28	PAOZZ	81349	M83723/71W1212N	• Connector, Receptacl .....	1
29	PAOZZ	81349	M85049/51-1-12W	• Clamp, Cable, Electri .....	1
30	XDOZZ	96906	MS27656T15B97S	• Connector, Receptacl .....	1
31	PAOZZ	96906	MS27656T15B18S	• Connector, Receptacl .....	1
32	PAOZZ	81349	M85049/49-2-14W	• Clamp, Cable, Electri .....	1
33	PAOZZ	96906	MS3476W14-19P	• Connector, Plug, Elec .....	1
34	PAOZZ	81349	M83723/82W1212N	• Connector, Receptacl .....	1
35	PAOZZ	81349	M83723/82W2461N	• Connector, Receptacl .....	1
36	PAOZZ	81349	M85049/31-24W	• Adapter, Cable Clamp .....	1
37	XDOZZ	96906	MS3476W10-6S	• Connector, Plug, Elec .....	2
38	PAOZZ	96906	MS3456W10SL4S	• Connector, Plug, Elec .....	1
39	PAOZZ	81343	M81824/1-2	• Splice, Conductor .....	9
40	PAOZZ	02731	HS4946-26	• Splice, Conductor .....	2
41	PAOZZ	96906	MS3456W24-10S	• Connector, Plug, Elec .....	1
42	PAOZZ	96906	MS3476W18-32S	• Connector, Plug, Elec .....	1
43	PAOZZ	02731	HS4786-228	• Ferrule, Metallic Sh .....	2
44	PAOZZ	02731	HS5003-2412	• Adapter, Cable Clamp .....	1
45	PAOZZ	81349	M85049/31-14W	• Adapter, Cable Clamp .....	1

(1) ITEM NO.	(2) SMR CODE	(3) CAGE	(4) PART NUMBER	(5) DESCRIPTION AND USABLE ON CODE (UOC)	(6) QTY
46	PAOZZ	81349	M85049/52-1-10W	• Clamp, Cable, Electri .....	1
47	XDOZZ	81349	M85049/31-10A	• Adapter, Cable Clamp .....	3
48	XDOZZ	02731	HS4800-220	• Terminal Junction B .....	1
49	PAOZZ	81349	M85049/52-1-18W	• Clamp, Cable, Electri .....	1
50	PAOZZ	81349	M85049/52/1-24W	• Clamp, Cable, Electri .....	1
51	PAOZZ	81349	D38999/26WB98SN	• Connector, Plug, Elec .....	2
52	PAOZZ	02731	HS5083-1 101	• Adapter, Cable Clamp .....	2
53	PAOZZ	02731	HS5239-9221	• Connector, Receptacl .....	1
54	PAOZZ	96906	MS35275-229	• Screw, Machine .....	2
55	PAOZZ	96906	MS35275-230	• Screw, Machine .....	2
56	PAOZZ	96906	MS35275-247	• Screw, Machine .....	2
57	MOOZZ	02731	HS5215E103	• Rubber Strip .....	V
END OF FIGURE					



WIRE HARNESS W118 (PART 3)

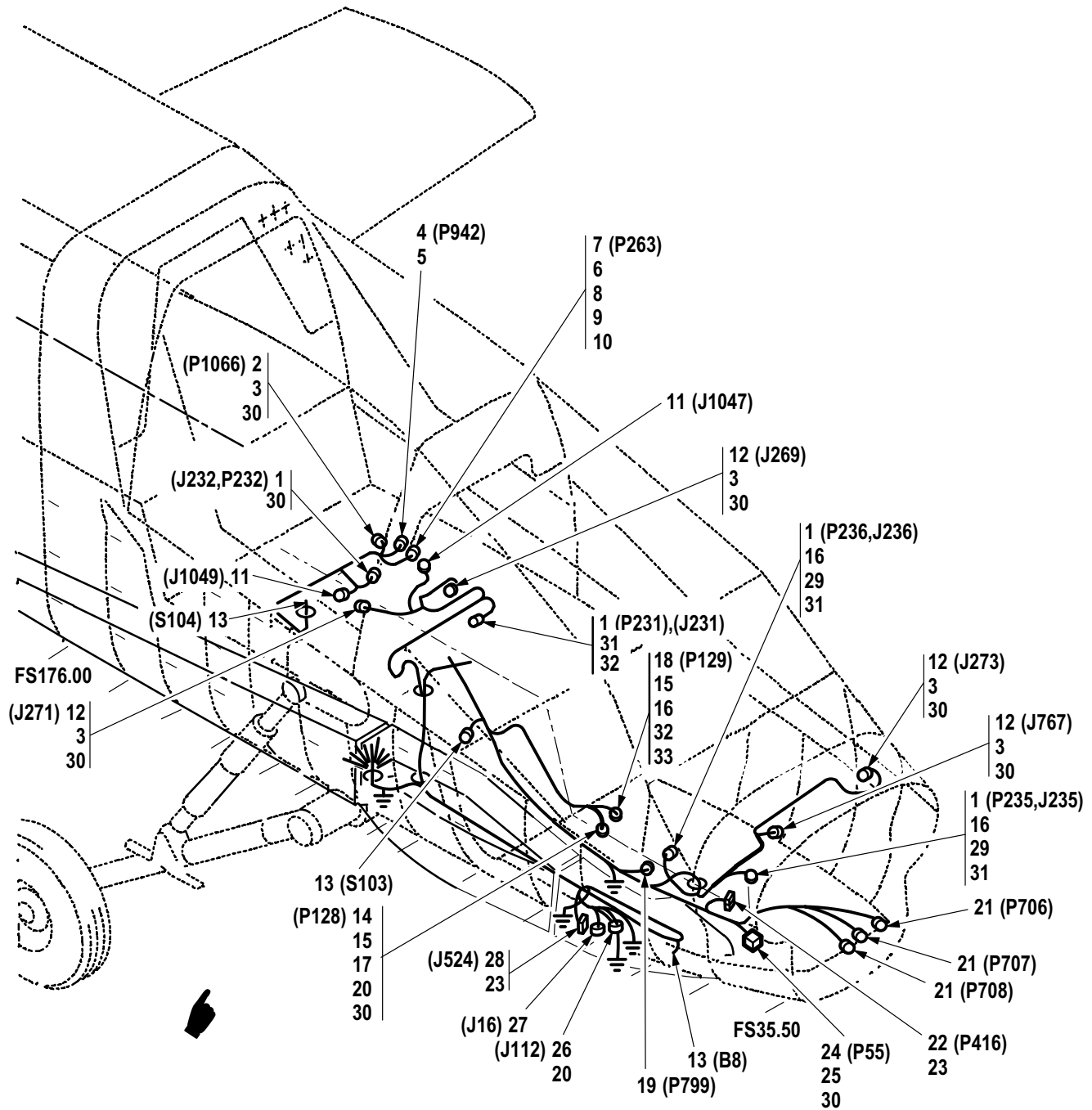


M09-1105G

Figure 480. Group 09 Wiring Harness, W118 (Part 3)  
 7-31 1B24118-049 (Usbl Eff 82-23355 thru 88-0199)  
 7-31 1B24118-051 (Usbl Eff 88-0200 and Subs)  
 7-31 1B24118-055 A/C With MWO 1-1520-238-50-40 Incorporated

(1) ITEM NO.	(2) SMR CODE	(3) CAGE	(4) PART NUMBER	(5) DESCRIPTION AND USABLE ON CODE (UOC)	(6) QTY
				Group 09 Electrical System Fig. 480 Wiring Harness, W118 (Part 3) 7-31 1B24118-049 (Usbl Eff 82-23355 thru 88-0199) 7-31 1B24118-051 (Usbl Eff 88-0200 and Subs) 7-31 1B24118-055 A/C With MWO 1-1520-238-50-40 Incorporated	
1	PAOZZ	96906	MS90335-2	• Connector, Receptacl . . . . .	1
2	PAOZZ	96906	MS3476W12-10S	• Connector, Plug, Elec . . . . .	1
3	PAOZZ	81349	M85049/52-1-12W	• Clamp, Cable, Electri . . . . .	1
4	PAOZZ	81349	M83519/2-8	• Splice, Conductor . . . . .	1
5	PAOZZ	81349	M83723/75W14156	• Connector, Plug, Elec . . . . .	1
6	PAOZZ	81349	M85049/31-14W	• Adapter, Cable Clamp . . . . .	2
7	PAOZZ	81349	M83723/75W1415N	• Connector, Plug, Elec . . . . .	1
8	XDOZZ	02731	HS5239A2220W	• Connector, Receptacl . . . . .	1
9	PAOZZ	81349	M83723/75W0803N	• Connector, Plug, Elec . . . . .	1
10	PAOZZ	81349	M85049/31-8A	• Clamp, Cable, Electri . . . . .	2
11	PAOZZ	96906	MS3476W16-26S	• Connector, Plug, Elec . . . . .	1
12	PAOZZ	81349	M85049/31-16W	• Adapter, Cable Clamp . . . . .	1
13	PAOZZ	96906	MS27467T25B35S	• Connector, Plug, Elec . . . . .	1
14	XDOZZ	96906	MS27467T21B41S	• Connector, Plug, Elec . . . . .	1
15	PAOZZ	96906	MS3147E3-50S	• Connector, Plug, Elec . . . . .	1
16	PAOZZ	81349	M83723/75W08036	• Connector, Plug, Elec . . . . .	1
17	PAOZZ	81343	M81824/1-2	• Splice, Conductor . . . . .	1
18	MOOZZ	02731	HS5215E103	• Rubber Strip . . . . .	V
END OF FIGURE					

WIRE HARNESS W118 (PART 4)



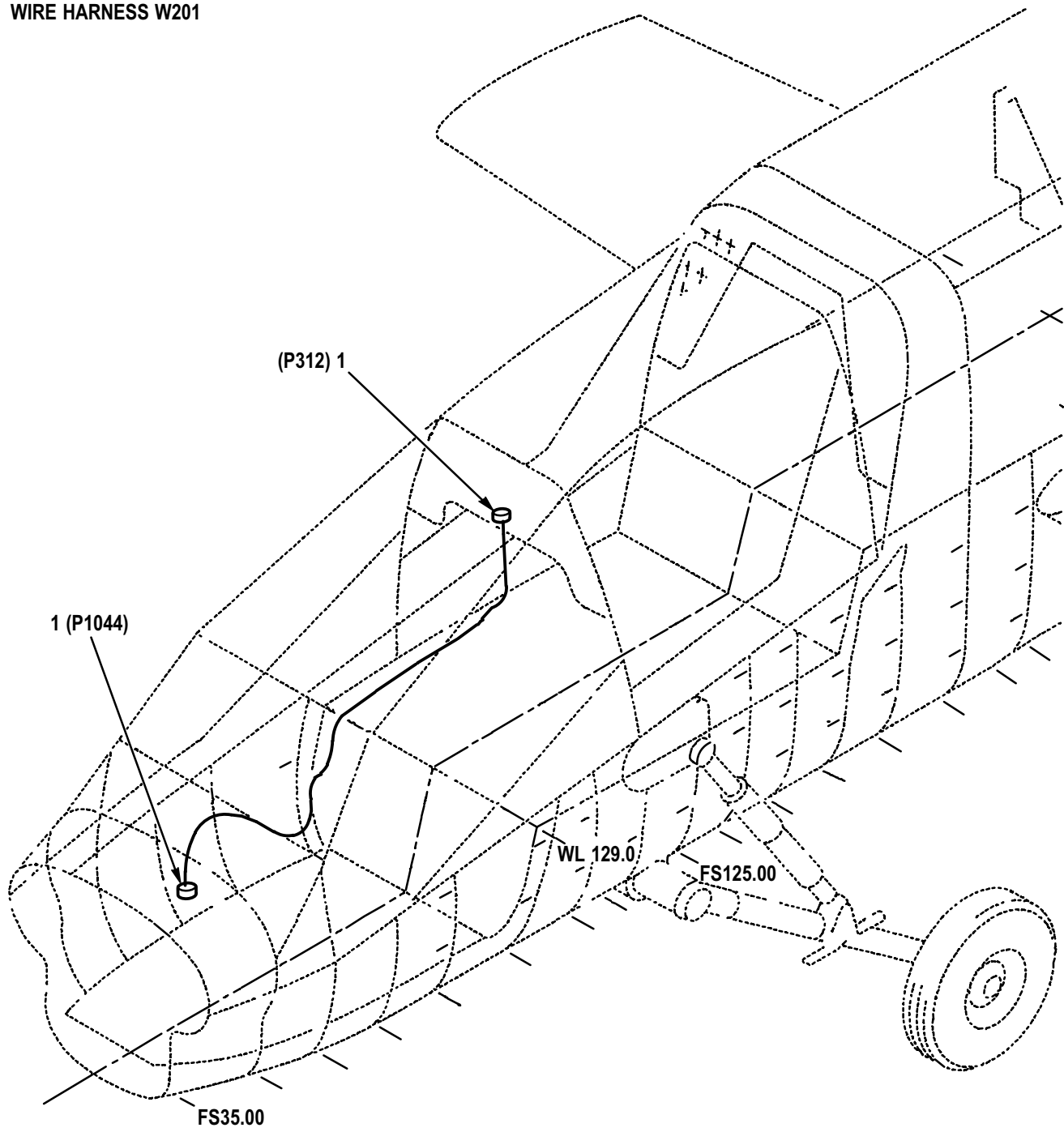
M09-1106K

Figure 481. Group 09 Wiring Harness, W118 (Part 4)  
 7-31 1B24118-049 (Usbl Eff 82-23355 thru 88-0199)  
 7-31 1B24118-051 (Usbl Eff 88-0200 and Subs)  
 7-31 1B24118-055 A/C With MWO 1-1520-238-50-40 Incorporated



(1) ITEM NO.	(2) SMR CODE	(3) CAGE	(4) PART NUMBER	(5) DESCRIPTION AND USABLE ON CODE (UOC)	(6) QTY
				Group 09 Electrical System Fig. 481 Wiring Harness, W118 (Part 4) 7-31 1B24118-049 (Usbl Eff 82-23355 thru 88-0199) 7-31 1B24118-051 (Usbl Eff 88-0200 and Subs) 7-31 1B24118-055 A/C With MWO 1-1520-238-50-40 Incorporated	
1	PAOZZ	81349	D38999/20WA35SN	• Connector, Receptacl (Usbl Eff 88-0200 and Subs) . . . . .	4
1	PAOZZ	96906	MS3116E8-4S	• Connector, Plug, Elec (Usbl Eff 82-23355 thru 88-0199) . . . . .	4
2	PAOZZ	81349	M83723/75W1005N	• Connector, Plug, Elec . . . . .	1
3	XDOZZ	81349	M85049/31-10A	• Adapter, Cable Clamp . . . . .	5
4	PAOZZ	81349	M83723/75W1002N	• Connector, Plug, Elec . . . . .	1
5	PAOZZ	81349	M85049/51-1-10W	• Adapter, Cable Clamp . . . . .	1
6	PAOZZ	02731	HS5319-2100	• Clamp, Cable, Electri . . . . .	1
7	PAOZZ	96906	MS27473T10B35S	• Connector, Plug, Elec . . . . .	1
8	PAOZZ	96906	MS51957-17	• Screw, Machine . . . . .	1
9	PAOZZ	80205	NAS620C4	• Washer, Flat . . . . .	2
10	PAOZZ	96906	MS21045C04	• Nut, Self-Locking, He . . . . .	1
11	XDOZZ	96906	MS27656T9B98S	• Connector, Receptacl . . . . .	2
12	PAOZZ	81349	M83723/71W1005N	• Connector, Receptacl . . . . .	4
13	PAOZZ	02731	HS4800-120	• Terminal Junction B . . . . .	12
14	PAOZZ	96906	MS3476W14-15S	• Connector, Plug, Elec . . . . .	1
15	PAOZZ	81349	M85049/31-14W	• Adapter, Cable Clamp . . . . .	6
16	PAOZZ	81349	M81824/1-1	• Splice, Conductor . . . . .	3
17	PAOZZ	81349	M83519/1-3	• Splice, Conductor . . . . .	2
18	PAOZZ	96906	MS3456W14S-6P	• Connector, Plug, Elec . . . . .	1
19	PAOZZ	81349	M83519/2-8	• Splice, Conductor . . . . .	10
20	PAOZZ	81343	M81824/1-2	• Splice, Conductor . . . . .	6
21	PAOZZ	81349	M39012/55-3026	• Connector, Plug, Elec . . . . .	3
22	XDOZZ	02731	HS5239A1210W	• Connector, Receptacl . . . . .	1
23	PAOZZ	81349	M83519/2-13	• Splice, Conductor . . . . .	4
24	PAOZZ	96906	MS3476W8-98S	• Connector, Plug, Elec . . . . .	1
25	PAOZZ	81349	M85049/31-8A	• Clamp, Cable, Electri . . . . .	1
26	XDOZZ	96906	MS3110F8-2S	• Connector, Receptacl . . . . .	1
27	PAOZZ	96906	MS3450W18-9S	• Connector, Receptacl . . . . .	1
28	XDOZZ	02731	HS5239B2120W	• Connector, Receptacl . . . . .	1
29	PAOZZ	02731	HS4786-633	• Splice, Conductor (Usbl Eff 88-0200 and Subs) . . . . .	4
30	MOOZZ	02731	HS5215E103	• Rubber Strip . . . . .	V
31	XDOZZ	02731	HS5631Z0904	• Adapter, Cable Clamp . . . . .	3
END OF FIGURE					

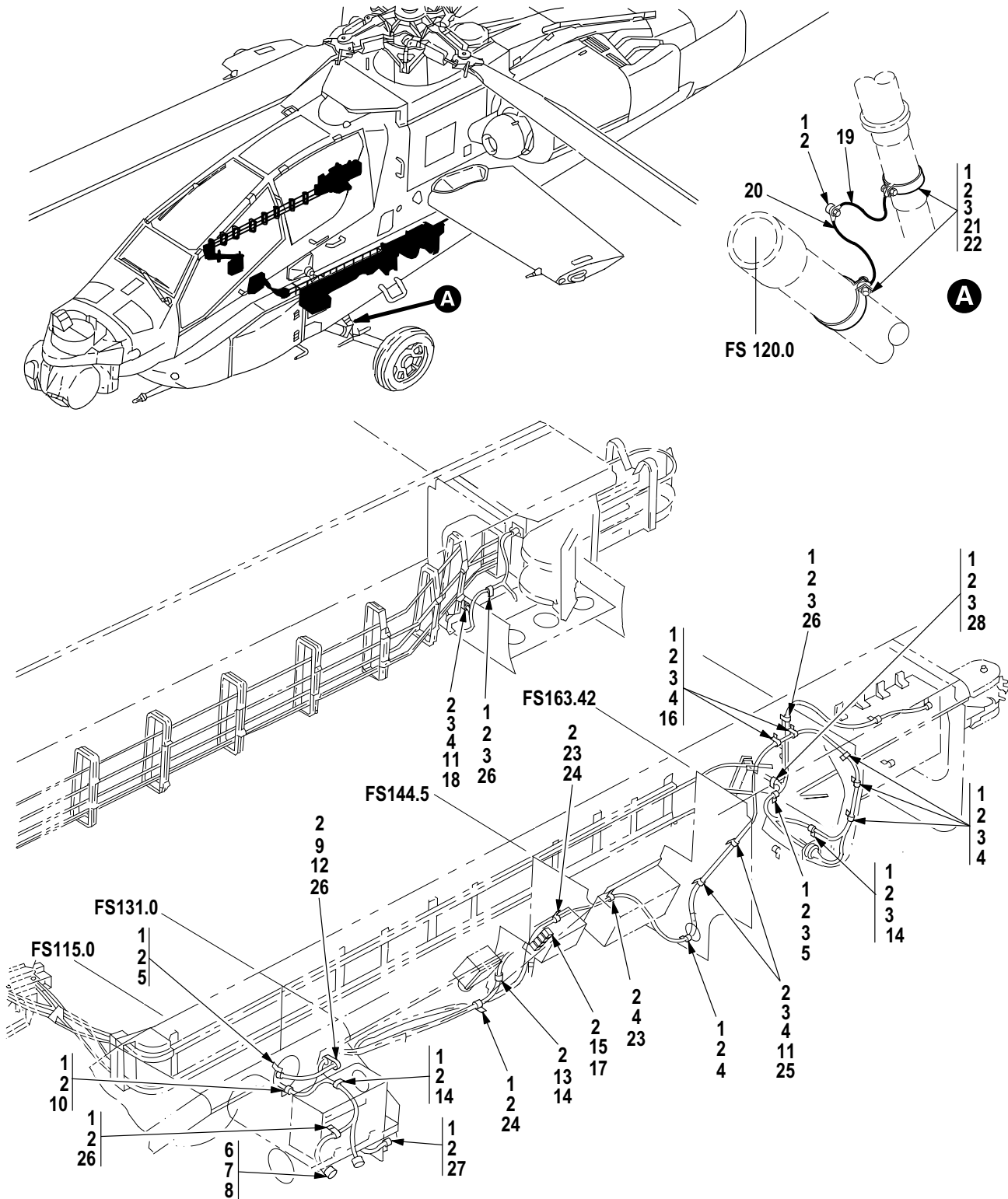
WIRE HARNESS W201



M09-996A

Figure 482. Group 09 Wiring Harness, W201  
7-31 1B24201-003

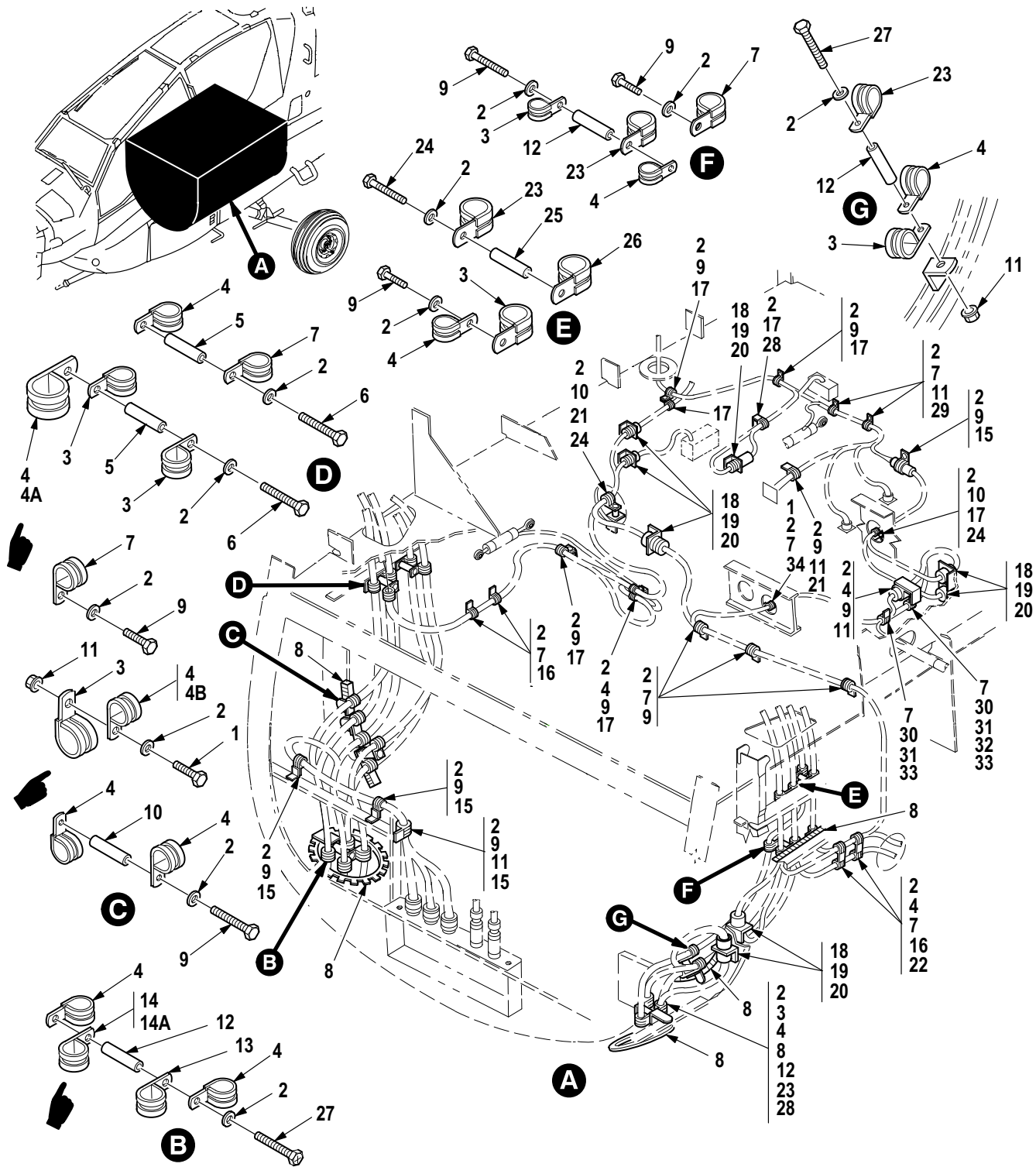
(1) ITEM NO.	(2) SMR CODE	(3) CAGE	(4) PART NUMBER	(5) DESCRIPTION AND USABLE ON CODE (UOC)	(6) QTY
1	PAOZZ	02731	HS4834-107	Group 09 Electrical System Fig. 482 Wiring Harness, W201 7-31 1B24201-003 • Connector, Plug, Elec ..... END OF FIGURE	2



M09-1079F

Figure 483. Group 09 Wiring Installation, below Pilots Floor (FS 91 to FS 163) (Part 1)  
 7-31 1B26019 (Usbl Eff 82-23355 thru 88-0199)  
 7-31 1B26019-601 (Usbl Eff 88-0200 and Subs)

(1) ITEM NO.	(2) SMR CODE	(3) CAGE	(4) PART NUMBER	(5) DESCRIPTION AND USABLE ON CODE (UOC)	(6) QTY
				Group 09 Electrical System Fig. 483 Wiring Installation, below Pilots Floor (FS 91 to FS 163) (Part 1) 7-31 1B26019 (Usbl Eff 82-23355 thru 88-0199) 7-31 1B26019-601 (Usbl Eff 88-0200 and Subs)	
1	PAOZZ	80205	NAS1096-3-8	• Screw, Machine (Qty 36 Usbl Eff 82-23355 thru 88-0199) .....	25
2	PAOZZ	88044	AN960JD10L	• Washer, Flat (Qty 72 Usbl Eff 82-23355 thru 88-0199) .....	32
3	PAOZZ	80205	MS21042L3	• Nut, Self-Locking, Ex .....	19
4	XDOZZ	02731	HS5346-0005	• Clamp, Loop .....	10
5	PAOZZ	02731	HS5346-0008	• Clamp, Loop (Qty 8 Usbl Eff 82-23355 thru 88-0199) .....	2
6	PAOZZ	80205	NAS600-6P	• Screw, Machine (Qty 36 Usbl Eff 82-23355 thru 88-0199) .....	4
7	PAOZZ	88044	AN960JD4L	• Washer, Flat (Qty 36 Usbl Eff 82-23355 thru 88-0199) .....	4
8	PAOZZ	80205	MS21042L04	• Nut, Self-Locking, Ex (Qty 36 Usbl Eff 82-23355 thru 88-0199) .....	4
9	PAOZZ	80205	NAS1096-3-10	• Screw, Machine (Qty 5 Usbl Eff 82-23355 thru 88-0199) .....	1
10	PAOZZ	02731	HS5346-0012	• Clamp, Loop (Qty 18 Usbl Eff 82-23355 thru 88-0199) ...	1
11	PAOZZ	80205	NAS43DD3-16	• Spacer, Sleeve .....	2
12	PAOZZ	02731	HS5346-0009	• Clamp, Loop .....	1
13	PAOZZ	80205	NAS1096-3-24	• Screw, Machine .....	1
14	PAOZZ	02731	HS5346-0004	• Clamp, Loop (Qty 13 Usbl Eff 82-23355 thru 88-0199) ...	3
15	XDOZZ	02731	HS4789-120	• Terminal Junction B .....	5
16	PAOZZ	88044	AN743-12	• Bracket, Angle (Qty 3 Usbl Eff 82-23355 thru 88-0199) .....	2
17	PAOZZ	96906	MS21083N3	• Nut, Self-Locking, He .....	5
18	PAOZZ	80205	NAS1096-3-13	• Screw, Machine .....	1
19	PAOZZ	8V613	HS5509-15BB	• Lead, Electrical (Usbl Eff 88-0200 and Subs) .....	1
20	PAOZZ	57815	WC0241	• Disk, End Seal, Elect .....	1
21	PAOZZ	96906	MS21920-39	• Clamp, Hose (Usbl Eff 88-0200 and Subs) .....	1
22	XDOZZ	02731	7-1 11412040	• Bracket, Clamp Sprt (Usbl Eff 88-0200 and Subs) .....	1
23	PAOZZ	80205	NAS1096-3-7	• Screw, Machine .....	2
24	PAOZZ	02731	HS5346-001 1	• Clamp, Loop .....	2
25	PAOZZ	80205	NAS1096-3-12	• Screw, Machine .....	2
26	PAOZZ	02731	HS5346-0007	• Clamp, Loop .....	4
27	PAOZZ	02731	HS5346-0013	• Clamp, Loop .....	1
28	PAOZZ	96906	MS21919WDG7	• Clamp, Loop .....	1
END OF FIGURE					



M09-1078K

Figure 484. Group 09 Wiring Installation, below Pilots Floor (FS 91 to FS 163) (Part 2)  
 7-31 1B26019 (Usbl Eff 82-23355 thru 88-0199)  
 7-31 1B26019-601 (Usbl Eff 88-0200 and Subs)

(1) ITEM NO.	(2) SMR CODE	(3) CAGE	(4) PART NUMBER	(5) DESCRIPTION AND USABLE ON CODE (UOC)	(6) QTY
				Group 09 Electrical System Fig. 484 Wiring Installation, below Pilots Floor (FS 91 to FS 163) (Part 2) 7-31 1B26019 (Usbl Eff 82-23355 thru 88-0199) 7-31 1B26019-601 (Usbl Eff 88-0200 and Subs)	
1	PAOZZ	80205	NAS1096-3-10	• Screw, Machine (Qty 5 Usbl Eff 82-23355 thru 88-0199) .....	2
2	PAOZZ	88044	AN960JD10L	• Washer, Flat (Qty 72 Usbl Eff 82-23355 thru 88-0199) ...	35
3	XDOZZ	02731	HS5346-0016	• Clamp, Loop .....	1
4	PAOZZ	02731	HS5346-0012	• Clamp, Loop (Qty 18 Usbl Eff 82-23355 thru 88-0199) ...	3
4A	PAOZZ	02731	HS5773DC19NB	• Clamp, Loop A/C With MWO 1-1520-238-50-49 Incorporated .....	1
4B	PAOZZ	02731	HS5773DC20NB	• Clamp, Loop A/C With MWO 1-1520-238-50-49 Incorporated .....	1
5	PAOZZ	80205	NAS43DD6-31N	• Spacer, Sleeve .....	2
6	PAOZZ	80205	NAS1096-3-31	• Screw, Machine (Usbl Eff 88-0200 and Subs) .....	1
7	PAOZZ	02731	HS5346-0006	• Clamp, Loop (Qty 20 Usbl Eff 82-23355 thru 88-0199) ...	2
8	PAOZZ	96906	MS21266-2N	• Grommet, Nonmetallic .....	10
9	PAOZZ	80205	NAS1096-3-8	• Screw, Machine (Qty 36 Usbl Eff 82-23355 thru 88-0199) .....	4
10	PAOZZ	80205	NAS43DD3-16	• Spacer, Sleeve .....	7
11	PAOZZ	80205	MS21042L3	• Nut, Self-Locking, Ex .....	1
12	PAOZZ	80205	NAS43DD3-64N	• Spacer, Sleeve .....	1
13	PAOZZ	02731	HS5346-0018	• Clamp, Loop .....	1
14	PAOZZ	02731	HS5346-0014	• Clamp, Loop (Qty 1 Usbl Eff 82-23355 thru 88-0199) ...	1
14A	PAOZZ	02731	HS5773DC23NB	• Clamp, Loop A/C With MWO 1-1520-238-50-49 Incorporated .....	1
15	PAOZZ	02731	HS5346-0008	• Clamp, Loop (Qty 8 Usbl Eff 82-23355 thru 88-0199) ...	4
16	PAOZZ	80205	NAS43DD3-24N	• Spacer, Sleeve .....	4
17	PAOZZ	02731	HS5346-0004	• Clamp, Loop (Qty 13 Usbl Eff 82-23355 thru 88-0199) ...	6
18	PAOZZ	80205	NAS600-6P	• Screw, Machine (Qty 36 Usbl Eff 82-23355 thru 88-0199) .....	20
19	PAOZZ	88044	AN960JD4L	• Washer, Flat (Qty 36 Usbl Eff 82-23355 thru 88-0199) ...	20
20	PAOZZ	80205	MS21042L04	• Nut, Self-Locking, Ex (Qty 36 Usbl Eff 82-23355 thru 88-0199) .....	20
21	PAOZZ	02731	HS5346-0003	• Clamp, Loop .....	2
22	PAOZZ	80205	NAS1096-3-14	• Screw, Machine .....	3
23	PAOZZ	81349	M85052/1-4	• Clamp, Loop .....	4
24	PAOZZ	80205	NAS1096-3-13	• Screw, Machine .....	1
25	PAOZZ	80205	NAS43DD3-32N	• Spacer, Sleeve .....	1
26	XDOZZ	02731	HS5346-0005	• Clamp, Loop .....	1
27	PAOZZ	80205	NAS1096-3-28	• Screw, Machine .....	2
28	PAOZZ	80205	NAS1096-3-24	• Screw, Machine .....	3
29	PAOZZ	02731	HS4717-1032-8	• Screw, Machine .....	2
30	PAOZZ	80205	NAS602-9P	• Screw, Machine (Usbl Eff 82-23355 thru 88-0199) .....	2
31	PAOZZ	88044	AN960JD8L	• Washer, Flat (Usbl Eff 82-23355 thru 88-0199) .....	2
32	PAOZZ	88044	AN743-12	• Bracket, Angle (Qty 3 Usbl Eff 82-23355 thru 88-0199) .....	1
33	PAOZZ	96906	MS21042L08	• Nut, Self-Locking, Ex (Usbl Eff 82-23355 thru 88-0199) .....	2
34	PAOZZ	80205	NAS43DD3-12N	• Spacer, Sleeve .....	1
END OF FIGURE					

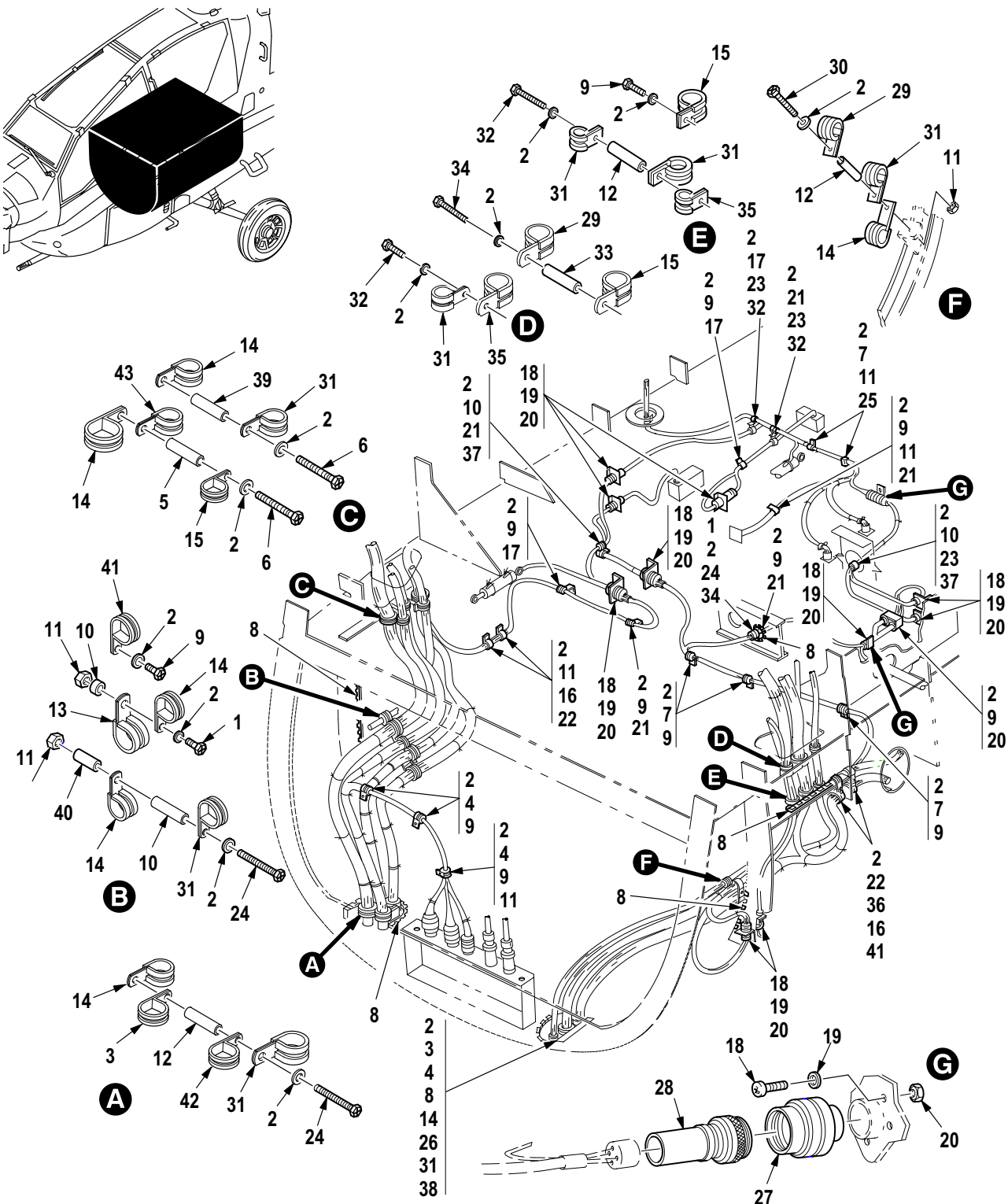


Figure 485. Group 09 Wiring Installation, below Pilots Floor (FS 91 to FS 163) (Part 3)  
 7-31 1B26019 (Usbl Eff 82-23355 thru 88-0199)  
 7-31 1B26019-601 (Usbl Eff 88-0200 and Subs)

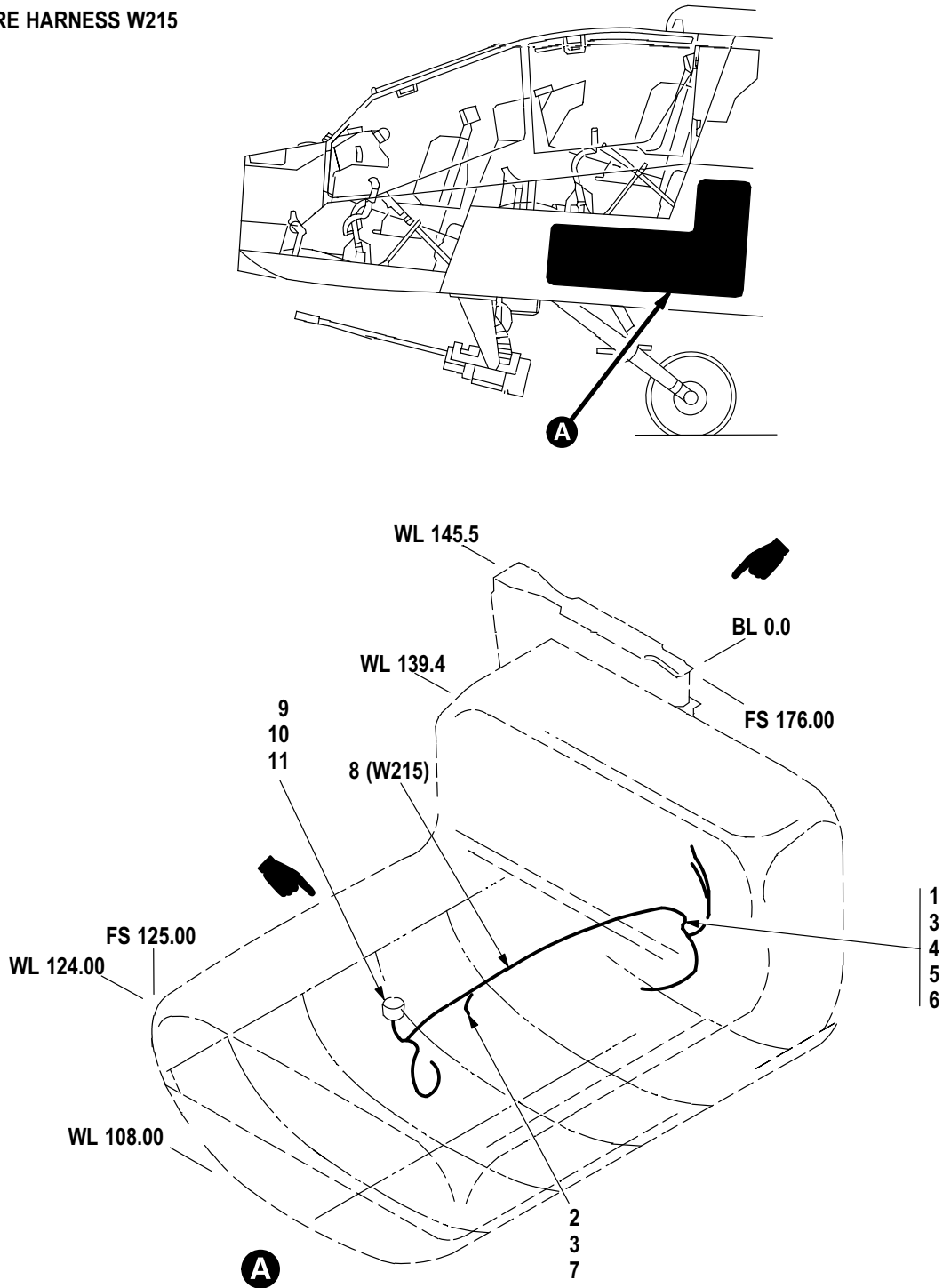


(1) ITEM NO.	(2) SMR CODE	(3) CAGE	(4) PART NUMBER	(5) DESCRIPTION AND USABLE ON CODE (UOC)	(6) QTY
				Group 09 Electrical System Fig. 485 Wiring Installation, below Pilots Floor (FS 91 to FS 163) (Part 3) 7-31 1B26019 (Usbl Eff 82-23355 thru 88-0199) 7-31 1B26019-601 (Usbl Eff 88-0200 and Subs)	
1	PAOZZ	80205	NAS1096-3-10	• Screw, Machine (Qty 5 Usbl Eff 82-23355 thru 88-0199) .....	1
2	PAOZZ	88044	AN960JD10L	• Washer, Flat (Qty 72 Usbl Eff 82-23355 thru 88-0199) ...	34
3	XDOZZ	02731	HS5346-0016	• Clamp, Loop .....	1
4	PAOZZ	02731	HS5346-0012	• Clamp, Loop (Qty 18 Usbl Eff 82-23355 thru 88-0199) ...	3
5	PAOZZ	80205	NAS43DD6-31N	• Spacer, Sleeve .....	1
6	PAOZZ	80205	NAS1096-3-31	• Screw, Machine (Usbl Eff 88-0200 and Subs) .....	1
7	PAOZZ	02731	HS5346-0006	• Clamp, Loop (Qty 20 Usbl Eff 82-23355 thru 88-0199) ...	2
8	PAOZZ	96906	MS21266-2N	• Grommet, Nonmetallic .....	10
9	PAOZZ	80205	NAS1096-3-8	• Screw, Machine (Qty 36 Usbl Eff 82-23355 thru 88-0199) .....	14
10	PAOZZ	80205	NAS43DD3-16	• Spacer, Sleeve .....	4
11	PAOZZ	80205	MS21042L3	• Nut, Self-Locking, Ex .....	6
12	PAOZZ	80205	NAS43DD3-64N	• Spacer, Sleeve .....	3
13	PAOZZ	02731	HS5346-0018	• Clamp, Loop .....	1
14	PAOZZ	02731	HS5346-0014	• Clamp, Loop (Qty 1 Usbl Eff 82-23355 thru 88-0199) ....	7
15	PAOZZ	02731	HS5346-0008	• Clamp, Loop (Qty 8 Usbl Eff 82-23355 thru 88-0199) ....	4
16	PAOZZ	80205	NAS43DD3-24N	• Spacer, Sleeve .....	3
17	PAOZZ	02731	HS5346-0004	• Clamp, Loop (Qty 13 Usbl Eff 82-23355 thru 88-0199) ...	3
18	PAOZZ	80205	NAS600-6P	• Screw, Machine (Qty 36 Usbl Eff 82-23355 thru 88-0199) .....	28
19	PAOZZ	88044	AN960JD4L	• Washer, Flat (Qty 36 Usbl Eff 82-23355 thru 88-0199) ...	28
20	PAOZZ	80205	MS21042L04	• Nut, Self-Locking, Ex (Qty 36 Usbl Eff 82-23355 thru 88-0199) .....	28
21	PAOZZ	02731	HS5346-0003	• Clamp, Loop .....	5
22	PAOZZ	80205	NAS1096-3-14	• Screw, Machine .....	4
23	XDOZZ	02731	HS5346-0005	• Clamp, Loop .....	4
24	PAOZZ	80205	NAS1096-3-28	• Screw, Machine .....	3
25	PAOZZ	02731	HS4717-1032-8	• Screw, Machine .....	2
26	PAOZZ	80205	NAS43DD3-12N	• Spacer, Sleeve .....	1
27	PAOZA	81349	D38999/26WA35PN	• Connector, Plug, Elec (Usbl Eff 88-0200 and Subs) .....	3
28	XDOZZ	02731	HS5003-0204	• Adapter, Connector (Usbl Eff 88-0200 and Subs) .....	3
29	PAOZZ	81349	M85052/1-5	• Clamp, Loop .....	1
30	PAOZZ	80205	NAS1096-3-27	• Screw, Machine .....	2
31	PAOZZ	02731	HS5346-0015	• Clamp, Loop .....	5
32	PAOZZ	80205	NAS1096-3-9	• Screw, Machine .....	3
33	PAOZZ	80205	NAS43DD3-40	• Spacer, Sleeve .....	1
34	PAOZZ	80205	NAS1096-3-18	• Screw, Machine .....	1
35	PAOZZ	02731	HS5346-0019	• Clamp, Loop .....	2
36	PAOZZ	02731	HS5346-001 1	• Clamp, Loop .....	1
37	PAOZZ	80205	NAS1096-3-12	• Screw, Machine .....	2
38	PAOZZ	80205	NAS1096-3-1 1	• Screw, Machine .....	1
39	PAOZZ	80205	NAS43DD3-84N	• Spacer, Sleeve .....	1
40	PAOZZ	80205	NAS43DD3-56	• Spacer, Sleeve .....	1
41	PAOZZ	02731	HS5346-0009	• Clamp, Loop .....	1

(1) ITEM NO.	(2) SMR CODE	(3) CAGE	(4) PART NUMBER	(5) DESCRIPTION AND USABLE ON CODE (UOC)	(6) QTY
42	XDOZZ	02731	HS5346-0021	• Clamp, Loop .....	1
43	PAOZZ	02731	HS5346-0017	• Clamp, Loop .....	1
END OF FIGURE					



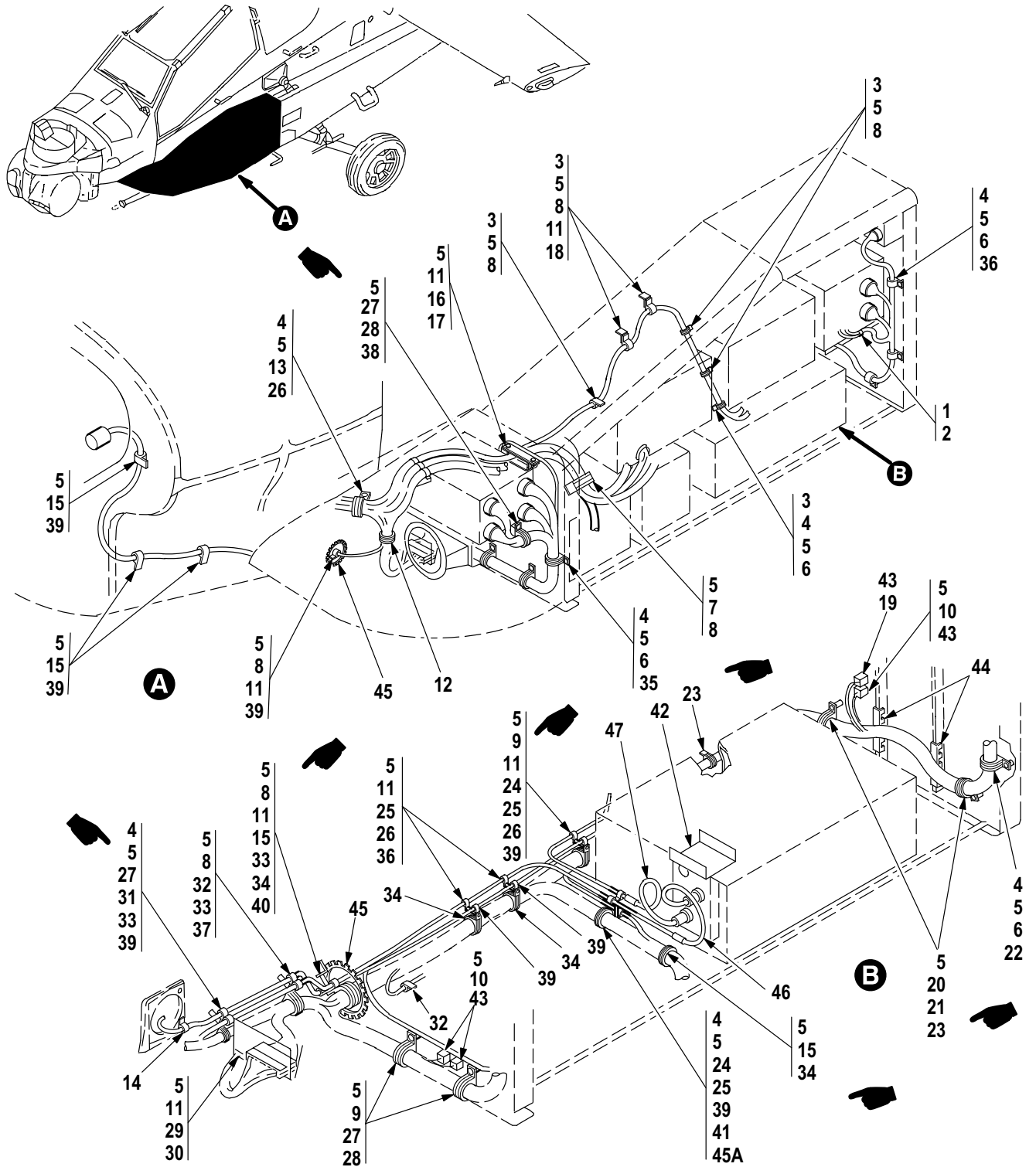
WIRE HARNESS W215



M09-876E

Figure 486. Group 09 Wiring Installation, Forward Fuel Tank  
7-31 1B26077

(1) ITEM NO.	(2) SMR CODE	(3) CAGE	(4) PART NUMBER	(5) DESCRIPTION AND USABLE ON CODE (UOC)	(6) QTY
				Group 09 Electrical System Fig. 486 Wiring Installation, Forward Fuel Tank 7-31 1B26077	
1	PAOZZ	80205	MS21042L3	• Nut, Self-Locking, Ex .....	1
2	PAOZZ	80205	MS21042-3	• Nut, Self-Locking, Ex .....	1
3	PAOZZ	88044	AN960JD10L	• Washer, Flat .....	2
4	PAOZZ	96906	MS51958-62	• Screw, Machine .....	1
5	XDOZZ	96906	MS21322-14	• Clamp, Loop .....	1
6	PAOZZ	81349	M85052/1-7	• Clamp, Loop .....	1
7	PAOZZ	96906	MS25036-103	• Terminal, Lug .....	2
8	PAOOO	02731	7-31 1B24215-003	Cable Assembly, Spec .....	1
9	PAOZZ	96906	MS27477Y10D35P	• Connector, Receptacl .....	1
10	PAOZZ	96906	MS27512-10E	• Nut, Plain, Hexagon (Part of P/N MS27477Y10D35P) ....	1
11	PAOZZ	96906	MS9021-024	• O-Ring (Part of P/N MS27477Y10D35P) .....	1
END OF FIGURE					



M09-1063G

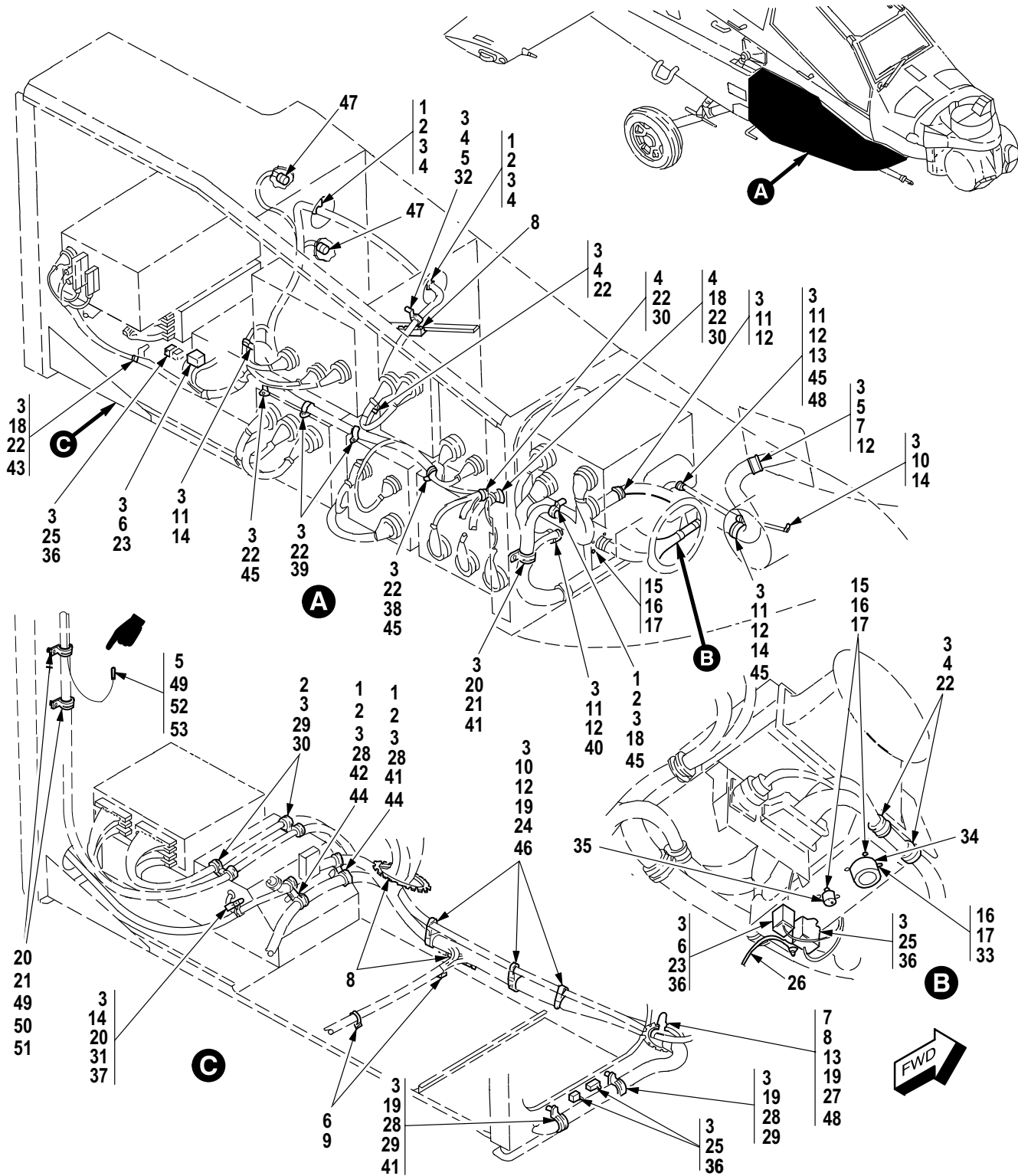
Figure 487. Group 09 Wiring Installation, Forward Avionics Bay LH  
7-31 1B26039

(1) ITEM NO.	(2) SMR CODE	(3) CAGE	(4) PART NUMBER	(5) DESCRIPTION AND USABLE ON CODE (UOC)	(6) QTY
				Group 09 Electrical System Fig. 487 Wiring Installation, Forward Avionics Bay LH 7-31 1B26039	
1	PAOZZ	02731	HS4271-3S10	• Mounting Base, Tiedo .....	1
2	PAOZZ	80205	NAS603-9P	• Screw, Machine .....	3
3	PAOZZ	02731	HS5346-0008	• Clamp, Loop .....	6
4	PAOZZ	80205	NAS43DD3-32N	• Spacer, Sleeve .....	7
5	PAOZZ	88044	AN960JD10L	• Washer, Flat .....	44
6	PAOZZ	80205	NAS1096-3-16	• Screw, Machine .....	5
7	PAOZZ	02731	HS4787-22A	• Strap, Retaining .....	1
8	PAOZZ	80205	NAS1096-3-8	• Screw, Machine .....	15
9	PAOZZ	81349	M85052/1-16	• Clamp, Loop .....	1
10	XDOZZ	02731	HS4789-120	• Terminal Junction B .....	3
11	PAOZZ	80205	MS21042L3	• Nut, Self-Locking, Ex .....	11
12	PAOZZ	81349	M85052/1-15	• Clamp, Loop .....	1
13	PAOZZ	81349	M85052/1-23	• Clamp, Loop .....	1
14	PAOZZ	81349	M85052/1-3	• Clamp, Loop .....	1
15	PAOZZ	80205	NAS1096-3-7	• Screw, Machine .....	4
16	PAOZZ	84971	TA027004D009NB7	• Clamp, Loop .....	1
17	PAOZZ	80205	NAS1096-3-6	• Screw, Machine .....	2
18	PAOZZ	88044	AN743-12	• Bracket, Angle .....	2
19	PAOZZ	11139	CTJ716E01D-6144	• Terminal Junction B .....	1
20	PAOZZ	80205	NAS1096-3-24	• Screw, Machine .....	2
21	PAOZZ	80205	NAS43DD3-48	• Spacer, Sleeve .....	2
22	PAOZZ	02731	HS5346-0012	• Clamp, Loop .....	1
23	PAOZZ	02731	HS5346-0013	• Clamp, Loop .....	3
24	XDOZZ	02731	HS5346-0005	• Clamp, Loop .....	2
25	PAOZZ	80205	NAS43DD3-64N	• Spacer, Sleeve .....	4
26	PAOZZ	80205	NAS1096-3-27	• Screw, Machine .....	3
27	PAOZZ	80205	NAS1096-3-18	• Screw, Machine .....	3
28	PAOZZ	80205	NAS43DD3-40	• Spacer, Sleeve .....	5
29	PAOZZ	02731	HS4778-310	• Rack, Electronic Jun .....	1
30	PAOZZ	80205	NAS1096-3-9	• Screw, Machine .....	2
31	PAOZZ	81349	M85052/1-9	• Clamp, Loop .....	1
32	PAOZZ	02731	HS5346-0002	• Clamp, Loop .....	4
33	PAOZZ	02731	HS5346-0003	• Clamp, Loop .....	3
34	PAOZZ	81349	M85052/1-19	• Clamp, Loop .....	3
35	PAOZZ	81349	M85052/1-17	• Clamp, Loop .....	1
36	PAOZZ	02731	HS5346-0004	• Clamp, Loop .....	3
37	PAOZZ	81349	M85052/1-14	• Clamp, Loop .....	1
38	PAOZZ	02731	HS5346-0015	• Clamp, Loop .....	1
39	PAOZZ	81349	M85052/1-4	• Clamp, Loop .....	12
40	XDFZZ	02731	7-31 1B25125-15	• Bracket, Angle .....	1
41	PAOZZ	80205	NAS1096-3-36	• Screw, Machine .....	1
42	PAOZZ	02731	7-31 1B25155	• Bracket, Assy, Receipt .....	1
43	PAOZZ	96906	MS21083N3	• Nut, Self-Locking, He .....	4
44	PAOZZ	96906	MS21266-1N	• Grommet, Nonmetallic .....	V
45	PAOZZ	96906	MS21266-2N	• Grommet, Nonmetallic .....	V
45A	PAOZZ	02731	HS5346-0010	• Clamp, Loop .....	1

(1) ITEM NO.	(2) SMR CODE	(3) CAGE	(4) PART NUMBER	(5) DESCRIPTION AND USABLE ON CODE (UOC)	(6) QTY
46	PAOZZ	02731	7-31 1B24204	Cable Assy, Electric .....	1
47	PAOZZ	02731	7-31 1B24205	Cable Assy, Electric .....	1
END OF FIGURE					







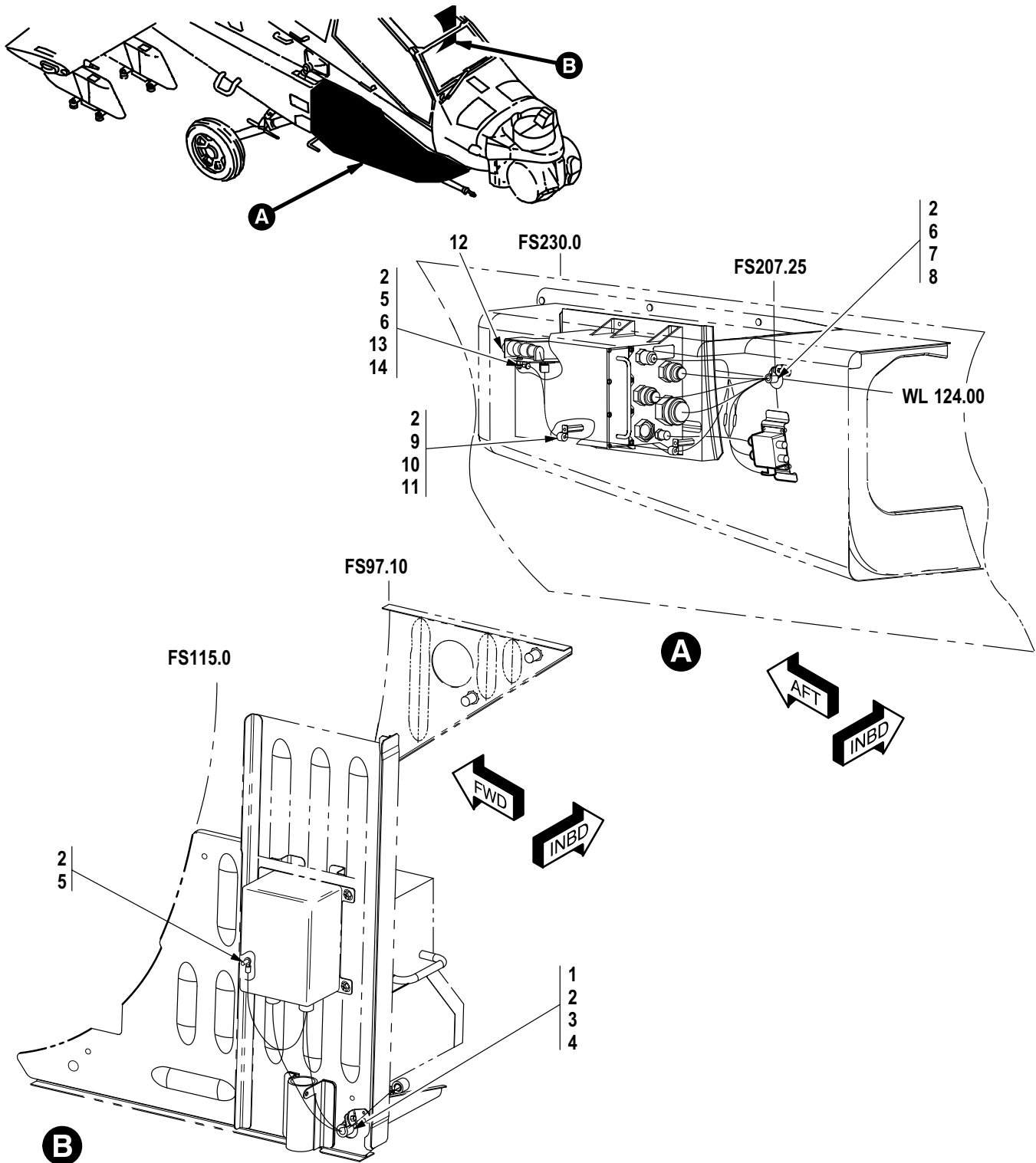
M09-1035F

Figure 488. Group 09 Wiring Installation, Forward Avionics Bay RH (Part 1)  
7-31 1B26040

(1) ITEM NO.	(2) SMR CODE	(3) CAGE	(4) PART NUMBER	(5) DESCRIPTION AND USABLE ON CODE (UOC)	(6) QTY
				Group 09 Electrical System Fig. 488 Wiring Installation, Forward Avionics Bay RH (Part 1) 7-31 1B26040	
1	PAOZZ	80205	NAS1096-3-16	• Screw, Machine .....	8
2	PAOZZ	80205	NAS43DD3-32N	• Spacer, Sleeve .....	6
3	PAOZZ	88044	AN960JD10L	• Washer, Flat .....	44
4	PAOZZ	02731	HS5346-0008	• Clamp, Loop .....	6
5	PAOZZ	80205	NAS1096-3-12	• Screw, Machine .....	3
6	PAOZZ	80205	NAS603-9P	• Screw, Machine .....	7
7	PAOZZ	80205	NAS43DD3-16	• Spacer, Sleeve .....	5
8	PAOZZ	96906	MS21266-1N	• Grommet, Nonmetallic .....	V
9	PAOZZ	02731	HS4271-3S10	• Mounting Base, Tiedo .....	3
10	PAOZZ	80205	NAS1096-3-10	• Screw, Machine .....	3
11	PAOZZ	80205	NAS1096-3-7	• Screw, Machine .....	4
12	PAOZZ	81349	M85052/1-14	• Clamp, Loop .....	4
13	PAOZZ	02731	HS5346-0007	• Clamp, Loop .....	5
14	PAOZZ	02731	HS5346-0004	• Clamp, Loop .....	4
15	PAOZZ	80205	NAS600-6P	• Screw, Machine .....	5
16	PAOZZ	88044	AN960JD4L	• Washer, Flat .....	12
17	PAOZZ	80205	MS21042L04	• Nut, Self-Locking, Ex .....	12
18	PAOZZ	02731	HS5346-0010	• Clamp, Loop .....	4
19	XDOZZ	02731	HS5346-0017	• Clamp, Loop .....	4
20	PAOZZ	80205	NAS43DD3-64N	• Spacer, Sleeve .....	3
21	PAOZZ	80205	NAS1096-3-24	• Screw, Machine .....	2
22	PAOZZ	80205	NAS1096-3-8	• Screw, Machine .....	8
23	PAOZZ	02731	HS4789-212	• Terminal Junction B .....	2
24	PAOZZ	80205	MS21042L3	• Nut, Self-Locking, Ex .....	4
25	XDOZZ	02731	HS4789-120	• Terminal Junction B .....	8
26	PAOZZ	81349	M83413/8-G06BB	• Lead, Electrical .....	1
27	PAOZZ	80205	NAS1096-3-13	• Screw, Machine .....	1
28	PAOZZ	80205	NAS1096-3-18	• Screw, Machine .....	2
29	PAOZZ	80205	NAS43DD3-40	• Spacer, Sleeve .....	2
30	PAOZZ	02731	HS5346-0012	• Clamp, Loop .....	6
31	PAOZZ	80205	NAS1096-3-26	• Screw, Machine .....	1
32	PAOZZ	80205	NAS43DD3-24N	• Spacer, Sleeve .....	1
33	PAOZZ	80205	NAS600-7P	• Screw, Machine .....	2
34	XDOZZ	96906	MS25043-18DA	• Cover, Electrical Co .....	1
35	PAOZZ	96906	MS3181-8CA	• Cover, Electrical Co .....	1
36	PAOZZ	96906	MS21083N3	• Nut, Self-Locking, He .....	10
37	PAOZZ	96906	MS35489-6	• Grommet, Nonmetallic .....	1
38	PAOZZ	81349	M85052/1-4	• Clamp, Loop .....	1
39	PAOZZ	81349	M85052/1-15	• Clamp, Loop .....	2
40	PAOZZ	81349	M85052/1-18	• Clamp, Loop .....	1
41	PAOZZ	02731	HS5346-0015	• Clamp, Loop .....	5
42	PAOZZ	02731	HS5346-0019	• Clamp, Loop .....	2
43	PAOZZ	02731	HS5773DC04NB	• Clamp, Loop A/C With MWO 1-1520-238-50-49 Incorporated .....	5
44	PAOZZ	02731	HS5773DC21NB	• Clamp, Loop A/C With MWO 1-1520-238-50-49 Incorporated .....	2
45	PAOZZ	81349	M85052/1-16	• Clamp, Loop A/C With MWO 1-1520-238-50-49 Incorporated .....	5

(1) ITEM NO.	(2) SMR CODE	(3) CAGE	(4) PART NUMBER	(5) DESCRIPTION AND USABLE ON CODE (UOC)	(6) QTY
46	PAOZZ	02731	HS5346-0006	• Clamp, Loop A/C With MWO 1-1520-238-50-49 Incorporated . . . . .	3
47	PAOZZ	02731	HS5954-1	• Connector, Receptacl A/C With MWO 1-1520-238-50-49 Incorporated . . . . .	2
48	PAOZZ	02731	HS5346-0005	• Clamp, Loop A/C With MWO 1-1520-238-50-49 Incorporated . . . . .	2
49	PAOZZ	88044	AN960C10	• Washer, Flat A/C With MWO 1-1520-238-50-15 Incorporated . . . . .	4
50	PAOZZ	96906	MS21919WDG3	• Clamp, Loop A/C With MWO 1-1520-238-50-15 Incorporated . . . . .	2
51	PAOZZ	96906	MS21044C3	• Nut, Self-Locking, He A/C With MWO 1-1520-238-50-15 Incorporated . . . . .	2
52	PAOZZ	96906	MS35650-304	• Nut, Plain, Hexagon A/C With MWO 1-1520-238-50-15 Incorporated . . . . .	2
53	PAOZZ	96906	MS35338-138	• Washer, Lock A/C With MWO 1-1520-238-50-15 Incorporated . . . . .	2
END OF FIGURE					

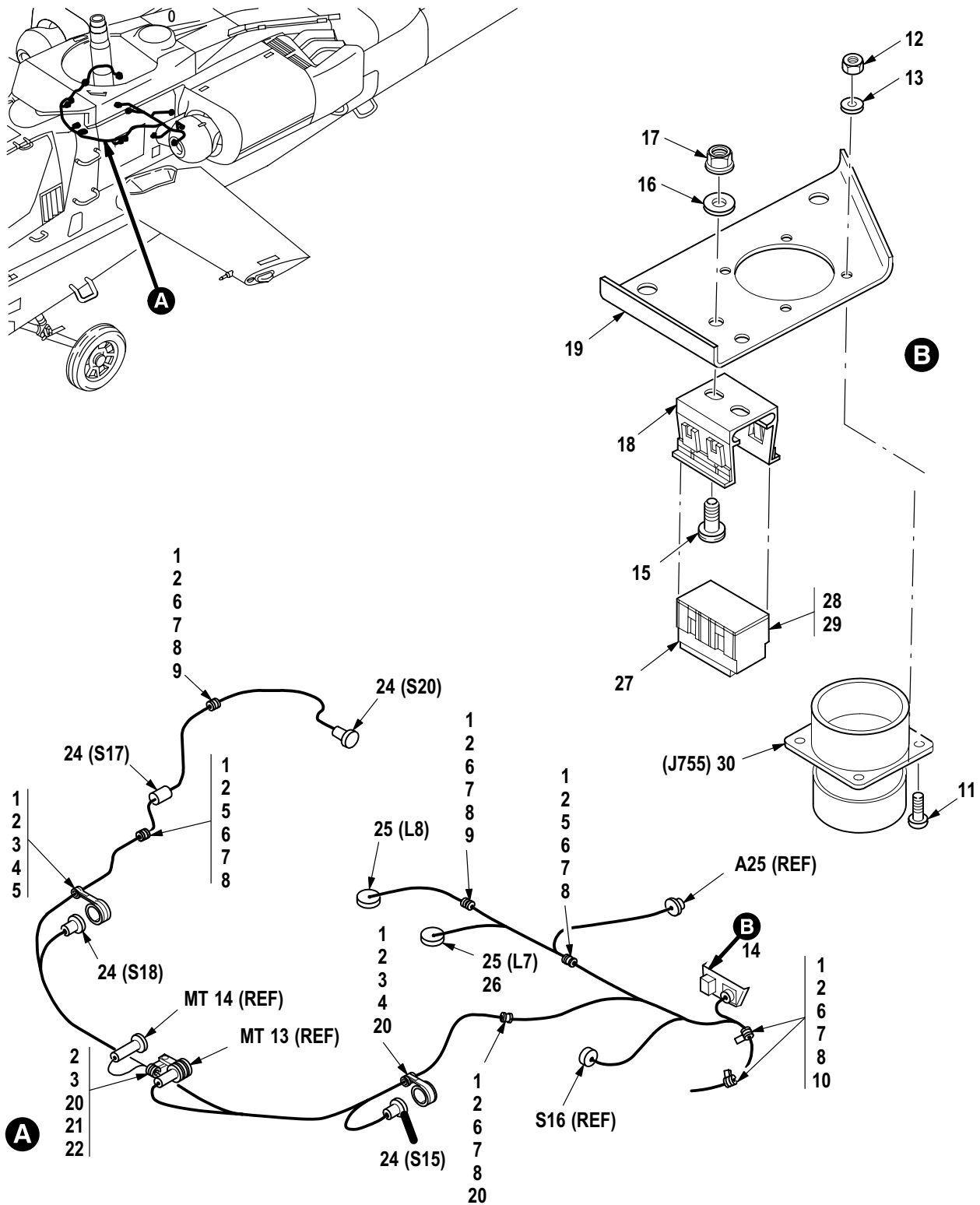




M09-1340

Figure 488A. Group 09 Wiring Installation, Forward Avionics Bay RH (Part 2)  
7-31 1B26040

(1) ITEM NO.	(2) SMR CODE	(3) CAGE	(4) PART NUMBER	(5) DESCRIPTION AND USABLE ON CODE (UOC)	(6) QTY
				Group 09 Electrical System Fig. 488A Wiring Installation, Forward Avionics Bay RH (Part 2) 7-31 1B26040	
1	PAOZZ	80205	NAS1096-3-10	• Screw, Machine A/C With MWO 1-1520-238-50-49 Incorporated . . . . .	3
2	PAOZZ	88044	AN960JD10L	• Washer, Flat A/C With MWO 1-1520-238-50-49 Incorporated . . . . .	44
3	PAOZZ	80205	NAS43DD3-16	• Spacer, Sleeve A/C With MWO 1-1520-238-50-49 Incorporated . . . . .	5
4	PAOZZ	02731	HS5773DC04NB	• Clamp, Loop A/C With MWO 1-1520-238-50-49 Incorporated . . . . .	5
5	PAOZZ	80205	MS21042L3	• Nut, Self-Locking, Ex A/C With MWO 1-1520-238-50-49 Incorporated . . . . .	4
6	PAOZZ	80205	NAS1096-3-12	• Screw, Machine A/C With MWO 1-1520-238-50-49 Incorporated . . . . .	3
7	PAOZZ	80205	NAS43DD3-28ANODI ZE	• Spacer, Sleeve A/C With MWO 1-1520-238-50-49 Incorporated . . . . .	1
8	PAOZZ	02731	HS5773DC06NB	• Clamp, Loop A/C With MWO 1-1520-238-50-49 Incorporated . . . . .	1
9	PAOZZ	80205	NAS1096-3-31	• Screw, Machine A/C With MWO 1-1520-238-50-49 Incorporated . . . . .	2
10	PAOZZ	80205	NAS43DD3-96N	• Spacer, Sleeve A/C With MWO 1-1520-238-50-49 Incorporated . . . . .	2
11	PAOZZ	02731	HS5773DC03NB	• Clamp, Loop A/C With MWO 1-1520-238-50-49 Incorporated . . . . .	2
12	PAOZZ	8V613	7-514200054-1	• Adapter, Connector A/C With MWO 1-1520-238-50-49 Incorporated . . . . .	1
13	PAOZZ	96906	MS35338-43	• Washer, Lock A/C With MWO 1-1520-238-50-49 Incorporated . . . . .	1
14	PAOZZ	96906	MS21083C3	• Nut, Self-Locking, He A/C With MWO 1-1520-238-50-49 Incorporated . . . . .	1
END OF FIGURE					



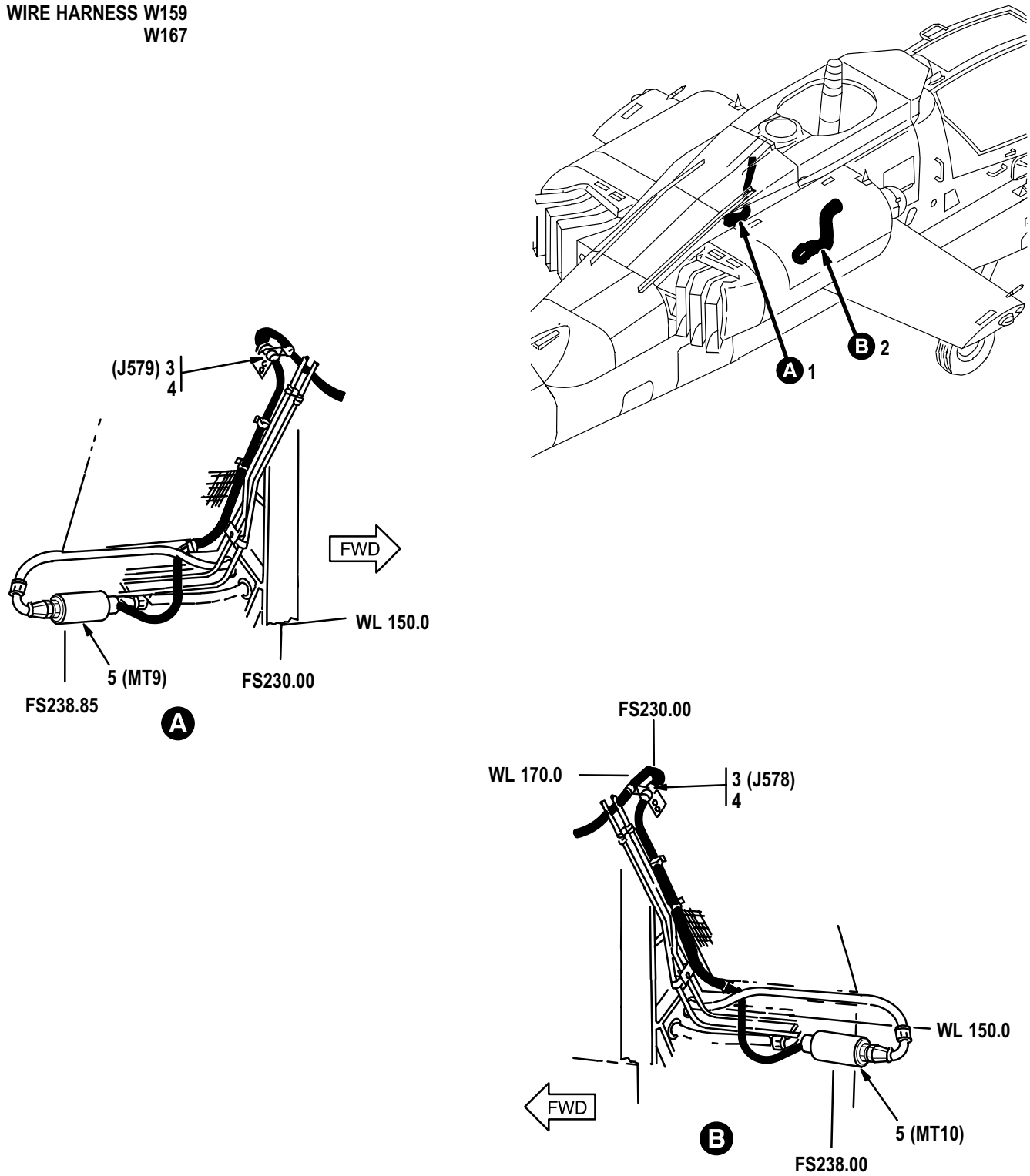
M09-1034D

Figure 489. Group 09 Wiring Installation, Main Transmission  
7-31 1B26059



(1) ITEM NO.	(2) SMR CODE	(3) CAGE	(4) PART NUMBER	(5) DESCRIPTION AND USABLE ON CODE (UOC)	(6) QTY
				Group 09 Electrical System Fig. 489 Wiring Installation, Main Transmission 7-31 1B26059	
1	PAOZZ	80205	NAS603-7P	• Screw, Machine .....	9
2	PAOZZ	88044	AN960JD10L	• Washer, Flat .....	10
3	PAOZZ	80205	MS21042L3	• Nut, Self-Locking, Ex .....	3
4	PAOZZ	96906	MS21919WDG18	• Clamp, Loop .....	2
5	PAOZZ	96906	MS21919WDG3	• Clamp, Loop .....	3
6	MFOFF	02731	7-31 1B25125-3	• Support Wire .....	6
7	MFFZZ	02731	7-31 1B25125-7	•• Lug .....	1
8	PAFZZ	02731	HS4153-02	•• Nut, Self-Locking, Pl .....	1
9	PAOZZ	96906	MS21919WDG2	• Clamp, Loop .....	2
10	PAOZZ	96906	MS21919WDG7	• Clamp, Loop .....	2
11	PAOZZ	80205	NAS600-6P	• Screw, Machine .....	4
12	PAOZZ	80205	MS21042L04	• Nut, Self-Locking, Ex .....	4
13	PAOZZ	88044	AN960JD4L	• Washer, Flat .....	4
14	PAOOO	02731	7-31 1B25147-7	• Bracket Assy, Sensor .....	1
15	PAOZZ	80205	NAS603-7P	•• Screw, Machine .....	2
16	PAOZZ	88044	AN960JD10L	•• Washer, Flat .....	2
17	PAOZZ	80205	MS21042L3	•• Nut, Self-Locking, Ex .....	2
18	PAOZZ	02731	HS4778-102	•• Rack, Electronic Jun .....	1
19	XAOZZ	02731	7-31 1B25147-5	•• Bracket .....	1
20	PAOZZ	96906	MS21919WDG5	• Clamp, Loop .....	3
21	PAOZZ	80205	NAS1096-3-7	• Screw, Machine .....	1
22	PAOZZ	96906	MS21919WDG16	• Clamp, Loop .....	1
23	XCOOO	02731	7-31 1B24110-005	• Wire Harness (Not Illustrated-Installation Drawing) .....	1
24	PAOZZ	02731	HS4800-120	•• Terminal Junction B .....	9
25	PAOZZ	02731	HS5077-4001	•• Cap, Electrical .....	2
26	PAOZZ	02731	HS4800-222	•• Terminal Junction B .....	2
27	PAOZZ	02731	HS5327-1450	•• Transformer, Audio F .....	1
28	PAOZZ	02731	HS4786-02	•• Splice, Conductor .....	3
29	PAOZZ	02731	HS4786-01	•• Splice, Shield, Termi .....	1
30	PAOZA	81349	M83723/72W2041N	•• Connector, Receptacl .....	1
END OF FIGURE					

WIRE HARNESS W159  
W167



M09-1164A

Figure 490. Group 09 Wiring Harness, Oil Pressure Transducer W159, W167

(1) ITEM NO.	(2) SMR CODE	(3) CAGE	(4) PART NUMBER	(5) DESCRIPTION AND USABLE ON CODE (UOC)	(6) QTY
				Group 09 Electrical System Fig. 490 Wiring Harness, Oil Pressure Transducer W159, W167	
1	PAOOO	02731	7-31 1B24159-007	Wiring Harness W159 .....	1
2	PAOOO	02731	7-31 1B24167-007	Wiring Harness W167 .....	1
3	PAOZZ	81349	M83723/75W1005N	• Connector, Plug, Elec .....	1
4	XDOZZ	81349	M85049/31-10A	• Adapter, Cable Clamp .....	1
5	PAOZZ	02731	7-1 13100115-5	• Transducer, Pressure .....	1
END OF FIGURE					

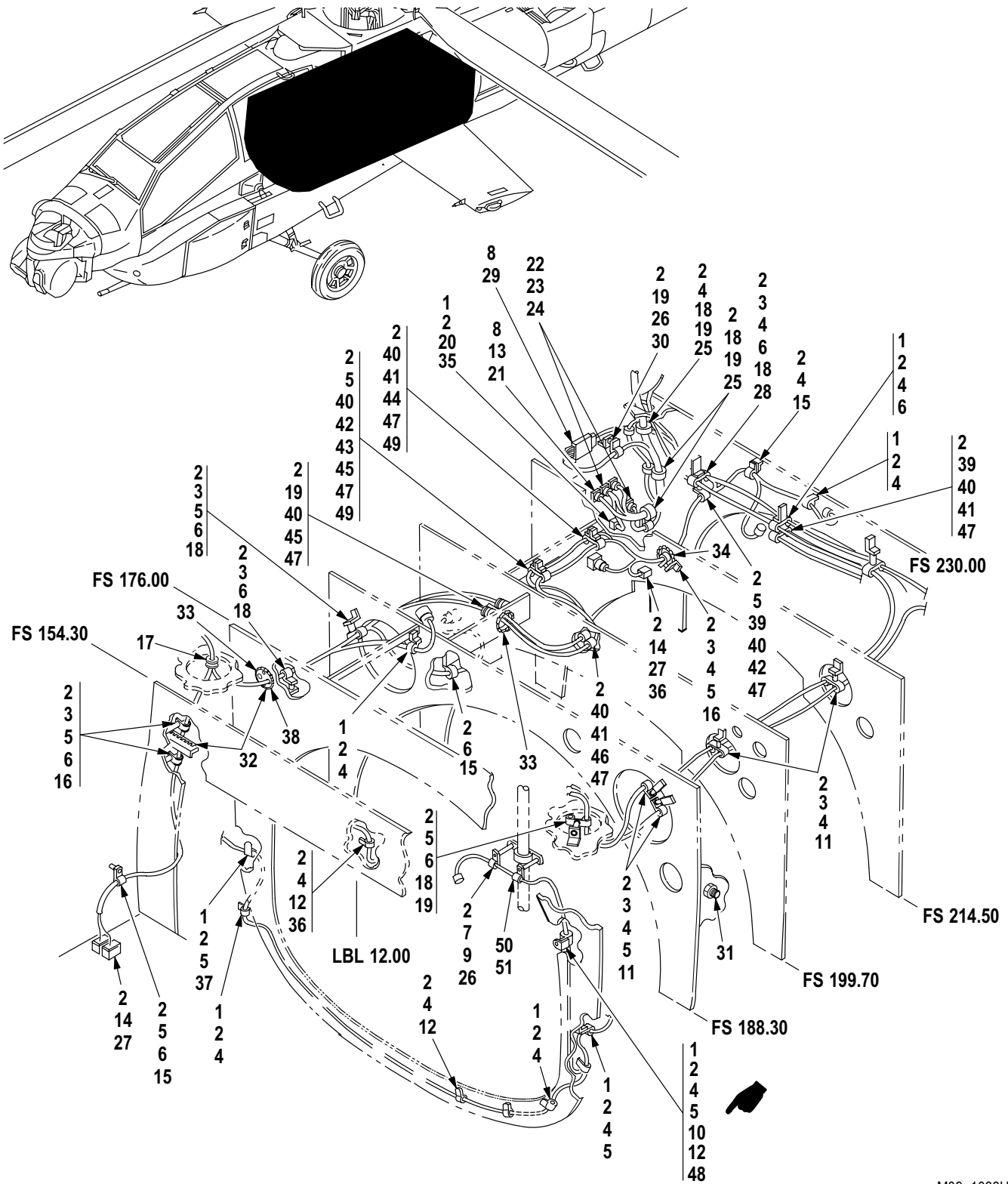
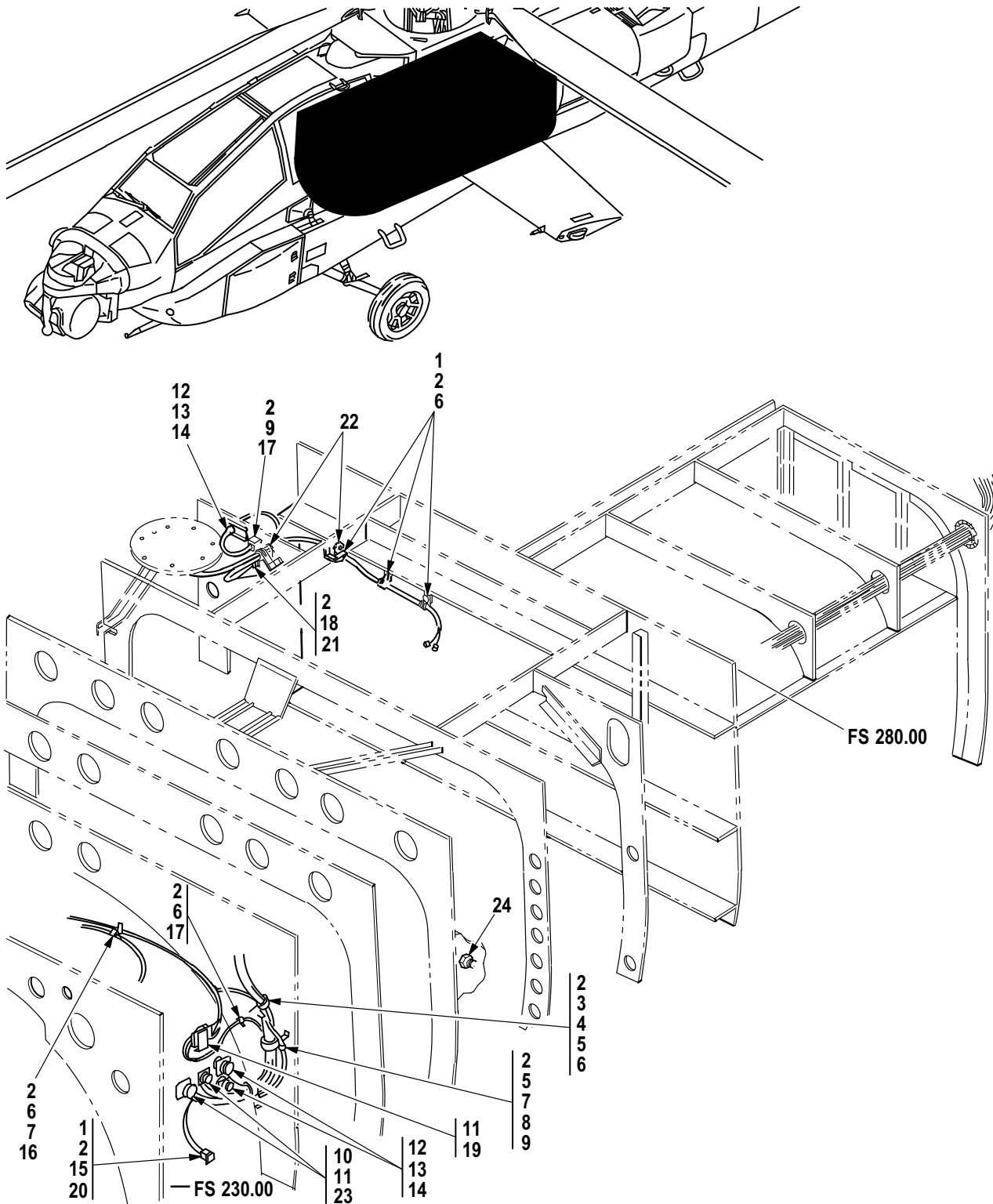


Figure 491. Group 09 Wiring Installation, Ammo Bay (Part 1)  
7-31 1B26023

(1) ITEM NO.	(2) SMR CODE	(3) CAGE	(4) PART NUMBER	(5) DESCRIPTION AND USABLE ON CODE (UOC)	(6) QTY
				Group 09 Electrical System Fig. 491 Wiring Installation, Ammo Bay (Part 1) 7-31 1B26023	
1	PAOZZ	80205	NAS1096-3-8	• Screw, Machine .....	15
2	PAOZZ	88044	AN960JD10L	• Washer, Flat .....	42
3	PAOZZ	80205	NAS43DD3-24N	• Spacer, Sleeve .....	13
4	PAOZZ	02731	HS5346-0003	• Clamp, Loop .....	33
5	PAOZZ	80205	MS21042L3	• Nut, Self-Locking, Ex .....	24
6	PAOZZ	02731	HS5346-0004	• Clamp, Loop .....	12
7	PAOZZ	80205	NAS1403-31	• Screw, Machine .....	2
8	PAOZZ	88044	AN960JD6L	• Washer, Flat .....	10
9	PAOZZ	80205	NAS42DD3-96N	• Spacer, Sleeve .....	2
10	PAOZZ	88044	AN743-12	• Bracket, Angle .....	5
11	PAOZZ	80205	NAS1096-3-12	• Screw, Machine .....	5
12	PAOZZ	80205	NAS623-3-5	• Screw, Machine .....	13
13	PAOZZ	80205	MS21042L06	• Nut, Self-Locking, Ex .....	8
14	XDOZZ	02731	HS4789-120	• Terminal Junction B .....	3
15	PAOZZ	80205	NAS1096-3-7	• Screw, Machine .....	7
16	PAOZZ	80205	NAS1096-3-13	• Screw, Machine .....	2
17	PAOZZ	96906	MS35489-6	• Grommet, Nonmetallic .....	1
18	PAOZZ	80205	NAS1096-3-16	• Screw, Machine .....	9
19	PAOZZ	80205	NAS43DD3-32N	• Spacer, Sleeve .....	5
20	PAOZZ	02731	HS4789-212	• Terminal Junction B .....	1
21	PAOZZ	80205	NAS601-8P	• Screw, Machine .....	12
22	PAOZZ	80205	NAS600-6P	• Screw, Machine .....	8
23	PAOZZ	88044	AN960JD4L	• Washer, Flat .....	8
24	PAOZZ	80205	MS21042L04	• Nut, Self-Locking, Ex .....	8
25	XDOZZ	02731	HS5346-0013	• Clamp, Loop .....	8
26	PAOZZ	02731	HS5346-0006	• Clamp, Loop .....	8
27	PAOZZ	02731	HS4784-12	• Plug, Protective, Dus .....	4
28	PAOZZ	02731	HS5346-0002	• Clamp, Loop .....	2
29	PAOZZ	80205	NAS601-12B	• Screw, Machine .....	2
30	PAOZZ	80205	NAS1096-3-15	• Screw, Machine .....	1
31	PAOZZ	02731	HS5292-1001	• Connector, Receptacl Grounding Jack .....	1
32	PAOZZ	96906	MS21266-1N	• Grommet, Nonmetallic .....	V
33	PAOZZ	96906	MS21266-2N	• Grommet, Nonmetallic .....	V
34	PAOZZ	96906	MS21266-3N	• Grommet, Nonmetallic .....	V
35	PAOZZ	96906	MS21083N3	• Nut, Self-Locking, He .....	4
36	PAOZZ	80205	NAS43DD3-16	• Spacer, Sleeve .....	1
37	PAOZZ	96906	MS21919WDG8	• Clamp, Loop .....	1
38	PAOZZ	8V613	7-51 1B25080-1	• Grommet, Non Metallic .....	1
39	PAOZZ	80205	NAS1096-3-22	• Screw, Machine A/C With MWO 1-1520-238-50-49 Incorporated .....	2
40	PAOZZ	02731	HS5773DC03NB	• Clamp, Loop A/C With MWO 1-1520-238-50-49 Incorporated .....	12
41	PAOZZ	80205	NAS43DD3-64N	• Spacer, Sleeve A/C With MWO 1-1520-238-50-49 Incorporated .....	4
42	PAOZZ	02731	7-21 1830044	• Clamp Block, Hydraul A/C With MWO 1-1520-238-50-49 Incorporated .....	2
43	PAOZZ	80205	NAS1096-3-40	• Screw, Machine A/C With MWO 1-1520-238-50-49 Incorporated .....	1

(1) ITEM NO.	(2) SMR CODE	(3) CAGE	(4) PART NUMBER	(5) DESCRIPTION AND USABLE ON CODE (UOC)	(6) QTY
44	PAOZZ	80205	NAS1096-3-20	• Screw, Machine A/C With MWO 1-1520-238-50-49 Incorporated . . . . .	1
45	PAOZZ	80205	NAS1096-3-14	• Screw, Machine A/C With MWO 1-1520-238-50-49 Incorporated . . . . .	1
46	PAOZZ	80205	NAS1096-3-24	• Screw, Machine A/C With MWO 1-1520-238-50-49 Incorporated . . . . .	1
47	PAOZZ	02731	HS5773DC04NB	• Clamp, Loop A/C With MWO 1-1520-238-50-49 Incorporated . . . . .	1
48	PAOZZ	88044	AN960KD10L	• Washer, Flat . . . . .	16
49	PAOZZ	80205	NAS623-3-7	• Screw, Machine . . . . .	2
50	PAOZZ	80205	NAS43DD3-6	• Spacer, Sleeve . . . . .	2
51	PAOZZ	02731	HS4181A24	• Clamp, Loop . . . . .	1
END OF FIGURE					





M09-1037C

Figure 492. Group 09 Wiring Installation, Ammo Bay (Part 2)  
7-31 1B26023



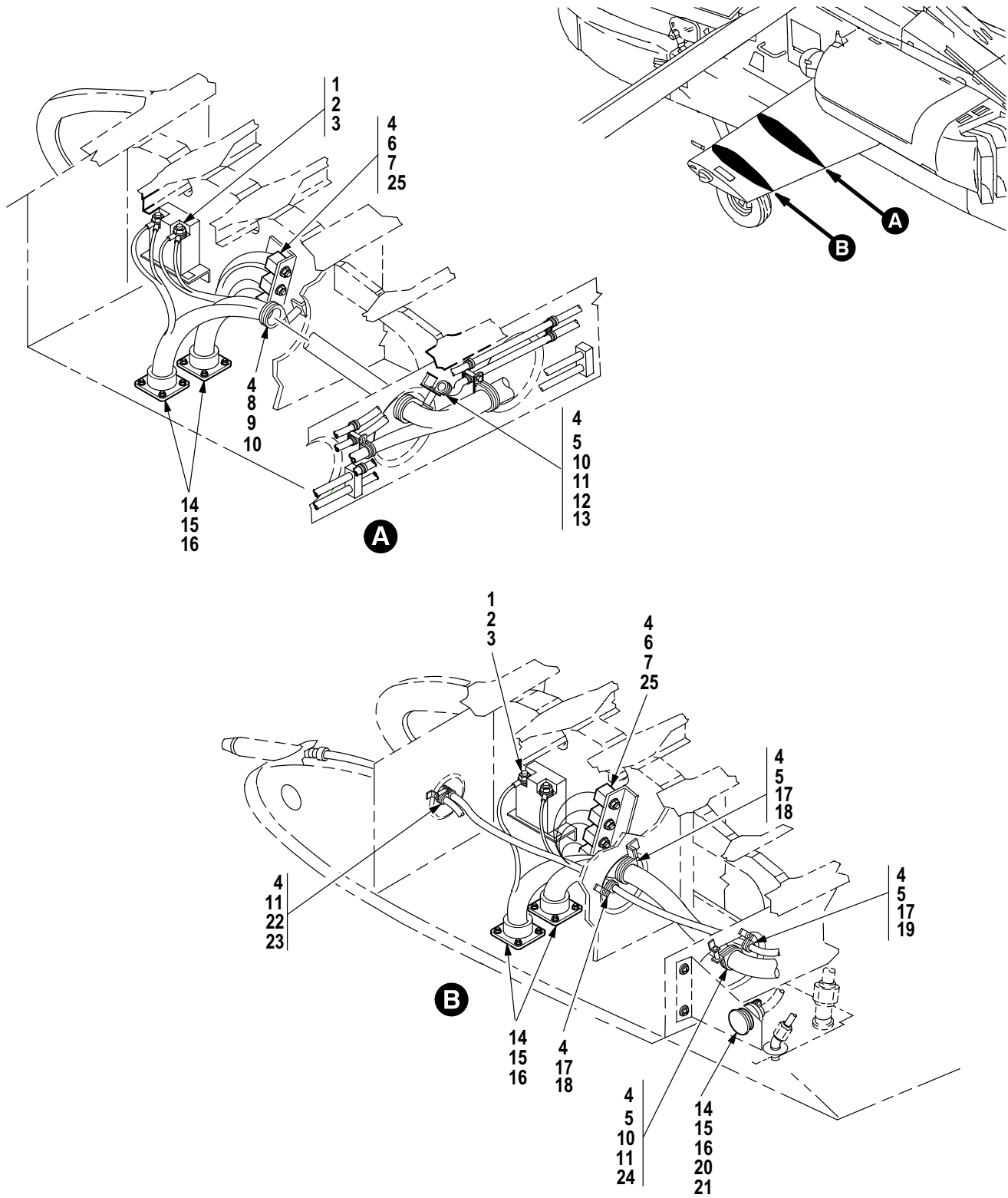
(1) ITEM NO.	(2) SMR CODE	(3) CAGE	(4) PART NUMBER	(5) DESCRIPTION AND USABLE ON CODE (UOC)	(6) QTY
				Group 09 Electrical System Fig. 492 Wiring Installation, Ammo Bay (Part 2) 7-31 1B26023	
1	PAOZZ	80205	NAS1096-3-8	• Screw, Machine .....	5
2	PAOZZ	88044	AN960JD10L	• Washer, Flat .....	11
3	PAOZZ	80205	NAS1096-3-18	• Screw, Machine .....	1
4	PAOZZ	80205	NAS43DD3-37N	• Spacer, Sleeve .....	1
5	XDOZZ	02731	HS5346-0013	• Clamp, Loop .....	3
6	PAOZZ	02731	HS5346-0003	• Clamp, Loop .....	6
7	PAOZZ	80205	NAS1096-3-16	• Screw, Machine .....	3
8	PAOZZ	80205	NAS43DD3-32N	• Spacer, Sleeve .....	2
9	PAOZZ	02731	HS5346-0004	• Clamp, Loop .....	3
10	PAOZZ	80205	NAS601-8P	• Screw, Machine .....	8
11	PAOZZ	88044	AN960JD6L	• Washer, Flat .....	10
12	PAOZZ	80205	NAS600-6P	• Screw, Machine .....	12
13	PAOZZ	88044	AN960JD4L	• Washer, Flat .....	12
14	PAOZZ	80205	MS21042L04	• Nut, Self-Locking, Ex .....	12
15	PAOZZ	02731	HS4789-212	• Terminal Junction B .....	1
16	PAOZZ	80205	NAS43DD3-24N	• Spacer, Sleeve .....	13
17	PAOZZ	80205	NAS1096-3-7	• Screw, Machine .....	2
18	XDOZZ	02731	HS4789-120	• Terminal Junction B .....	1
19	PAOZZ	02731	HS5346-0002	• Clamp, Loop .....	1
20	PAOZZ	80205	NAS601-12B	• Screw, Machine .....	2
21	PAOZZ	96906	MS21083N3	• Nut, Self-Locking, He .....	3
22	PAOZZ	96906	MS21266-2N	• Grommet, Nonmetallic .....	V
23	PAOZZ	80205	MS21042L06	• Nut, Self-Locking, Ex .....	8
24	PAOZZ	02731	HS5292-1001	• Connector, Receptacl .....	1
END OF FIGURE					



(1) ITEM NO.	(2) SMR CODE	(3) CAGE	(4) PART NUMBER	(5) DESCRIPTION AND USABLE ON CODE (UOC)	(6) QTY
				Group 09 Electrical System Fig. 493 Wiring Harness, W268 7-31 1B24268-005	
1	PAOZZ	81349	M83723/75W1624N	• Connector, Plug, Elec . . . . .	1
2	PAOZZ	81343	M81824/1-2	• Splice, Conductor . . . . .	3
3	XDOZZ	02731	HS5239L1220W	• Connector, Receptacl . . . . .	1
4	PAOZZ	02731	HS5239-9220	• Connector, Receptacl . . . . .	1
5	PAOZZ	81349	M83519/2-8	• Splice, Conductor . . . . .	2
6	PAOZZ	81349	M83723/75W1005N	• Connector, Plug, Elec . . . . .	4
7	XDOZZ	81349	M85049/31-10A	• Terminal Junction B . . . . .	7
8	PAOZZ	81349	M83723/75W1002N	• Connector, Plug, Elec . . . . .	3
9	XDOZZ	96906	MS27473T10B35S	• Connector, Plug, Elec . . . . .	1
10	PAOZZ	02731	HS5319-2100	• Clamp, Cable, Electri . . . . .	1
11	PAOZZ	02731	HS4800-120	• Terminal Junction B . . . . .	2
12	PAOZZ	96906	MS21045C04	• Nut, Self-Locking, He . . . . .	1
13	PAOZZ	80205	NAS620C4	• Washer, Flat . . . . .	2
14	PAOZZ	96906	MS51957-17	• Screw, Machine . . . . .	1
END OF FIGURE					



(1) ITEM NO.	(2) SMR CODE	(3) CAGE	(4) PART NUMBER	(5) DESCRIPTION AND USABLE ON CODE (UOC)	(6) QTY
				Group 09 Electrical System Fig. 494 Wiring Installation (Part 1) LH Wing 7-311B26029 RH Wing 7-311B26028	
1	PAOZZ	80205	NAS1096-3-24	• Screw, Machine .....	7
2	PAOZZ	88044	AN960JD10L	• Washer, Flat .....	18
3	PAOZZ	80205	NAS43DD3-56	• Spacer, Sleeve .....	8
4	PAOZZ	80205	MS21042L3	• Nut, Self-Locking, Ex .....	2
5	PAOZZ	02731	HS4778-1 10	• Rack, Electronic Jun .....	1
6	PAOZZ	80205	NAS1096-3-12	• Screw, Machine .....	1
7	PAOZZ	80205	NAS43DD3-18	• Spacer, Sleeve .....	1
8	PAOZZ	02731	HS5346-0003	• Clamp, Loop .....	13
9	PAOZZ	80205	NAS1096-3-6	• Screw, Machine .....	1
10	XDOZZ	02731	HS5346-0014	• Clamp, Loop .....	3
11	PAOZZ	80205	NAS1096-3-13	• Screw, Machine .....	4
12	PAOZZ	80205	NAS43DD3-30N	• Spacer, Sleeve .....	4
13	PAOZZ	80205	NAS43DD3-24N	• Spacer, Sleeve .....	5
14	PAOZZ	96906	MS25440-3	• Washer, Flat .....	5
15	XDOZZ	02731	HS5346-001 1	• Clamp, Loop .....	3
16	PAOZZ	80205	NAS43DD3-40	• Spacer, Sleeve .....	5
17	PAOZZ	96906	MS21266-1N	• Grommet, Nonmetallic .....	V
18	PAOZZ	80205	NAS1096-3-32	• Screw, Machine .....	5
19	PAOZZ	96906	MS21919WDF4	• Clamp, Loop .....	1
END OF FIGURE					

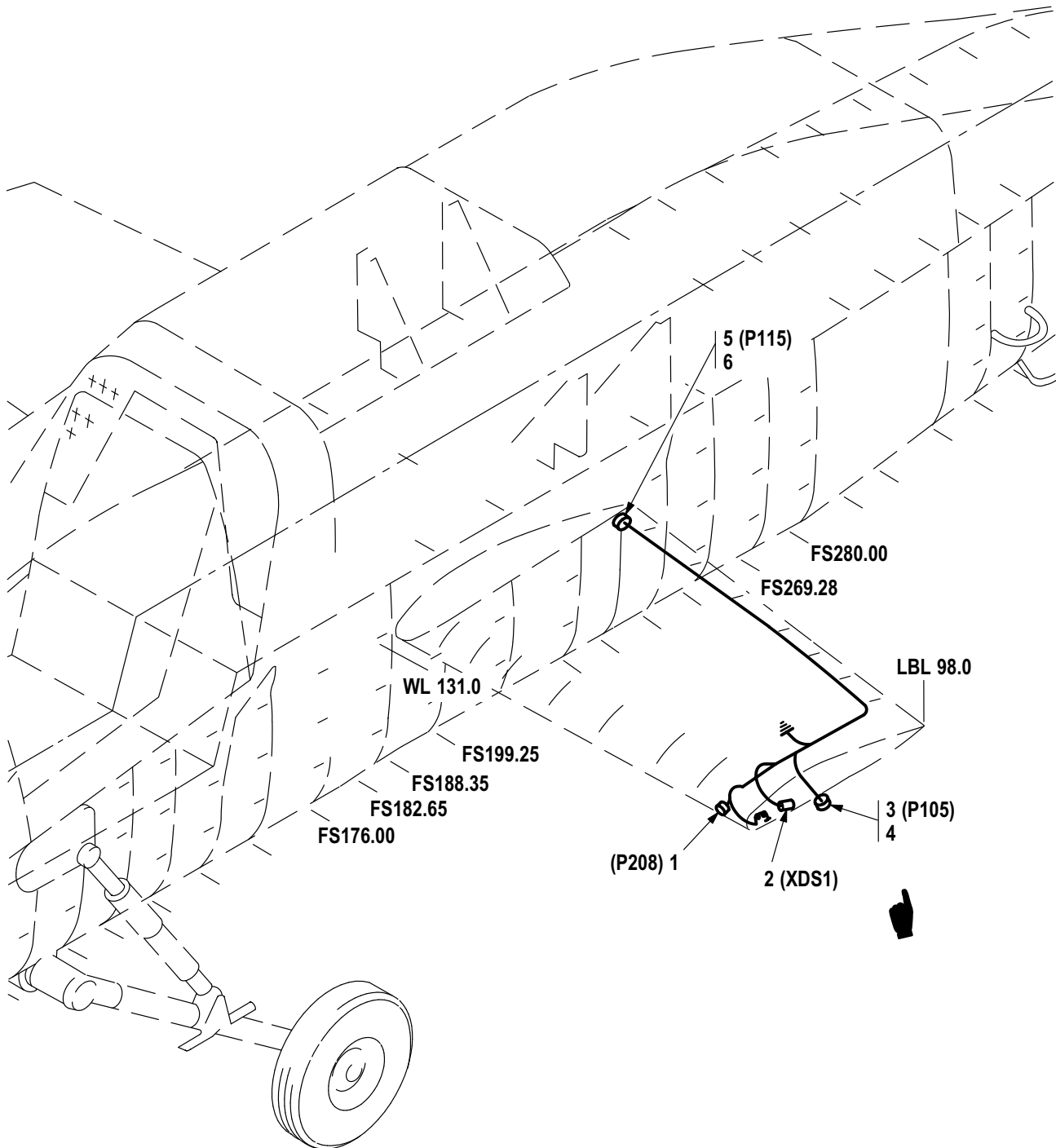


M09-1040C

Figure 495. Group 09 Wiring Installation (Part 2)  
LH Wing 7-311B26029  
RH Wing 7-311B26028

(1) ITEM NO.	(2) SMR CODE	(3) CAGE	(4) PART NUMBER	(5) DESCRIPTION AND USABLE ON CODE (UOC)	(6) QTY
				Group 09 Electrical System Fig. 495 Wiring Installation (Part 2) LH Wing 7-311B26029 RH Wing 7-311B26028	
1	PAOZZ	80205	NAS602-8P	• Screw, Machine .....	4
2	PAOZZ	80205	NAS620A8L	• Washer, Flat .....	4
3	PAOZZ	02731	HS5265-1025	• Circuit Breaker .....	2
4	PAOZZ	88044	AN960JD10L	• Washer, Flat .....	16
5	PAOZZ	80205	MS21042L3	• Nut, Self-Locking, Ex .....	3
6	XDOZZ	02731	HS4789-120	• Terminal Junction B (U/O P/N 7-311B26029) .....	8
7	XDOZZ	02731	HS4789-120	• Terminal Junction B (U/O P/N 7-311B26028) .....	7
8	PAOZZ	80205	NAS1096-3-10	• Screw, Machine .....	1
9	PAOZZ	80205	NAS43DD3-16	• Spacer, Sleeve .....	1
10	XDOZZ	02731	HS5346-001 1	• Clamp, Loop .....	3
11	PAOZZ	80205	NAS1096-3-18	• Screw, Machine .....	2
12	PAOZZ	02731	HS5346-0003	• Clamp, Loop .....	13
13	PAOZZ	80205	NAS43DD3-32N	• Spacer, Sleeve .....	1
14	PAOZZ	80205	NAS600-6P	• Screw, Machine .....	16
15	PAOZZ	80205	NAS620A4L	• Washer, Flat .....	20
16	PAOZZ	80205	MS21042L04	• Nut, Self-Locking, Ex .....	20
17	PAOZZ	80205	NAS1096-3-6	• Screw, Machine .....	3
18	PAOZZ	02731	HS5346-0012	• Clamp, Loop .....	1
19	PAOZZ	02731	HS5346-0004	• Clamp, Loop .....	2
20	PAOZZ	96906	MS2504316DA	• Cover, Electrical Co .....	1
21	XDOZZ	80205	NAS600-16	• Screw, Machine (U/O P/N 7-311B26029) .....	4
22	PAOZZ	80205	NAS43DD3-28N	• Spacer, Sleeve .....	1
23	PAOZZ	02731	HS5346-0002	• Clamp, Loop .....	1
24	PAOZZ	80205	NAS43DD3-40	• Spacer, Sleeve .....	5
25	PAOZZ	96906	MS21083N3	• Nut, Self-Locking, He .....	8
END OF FIGURE					

WIRE HARNESS W155



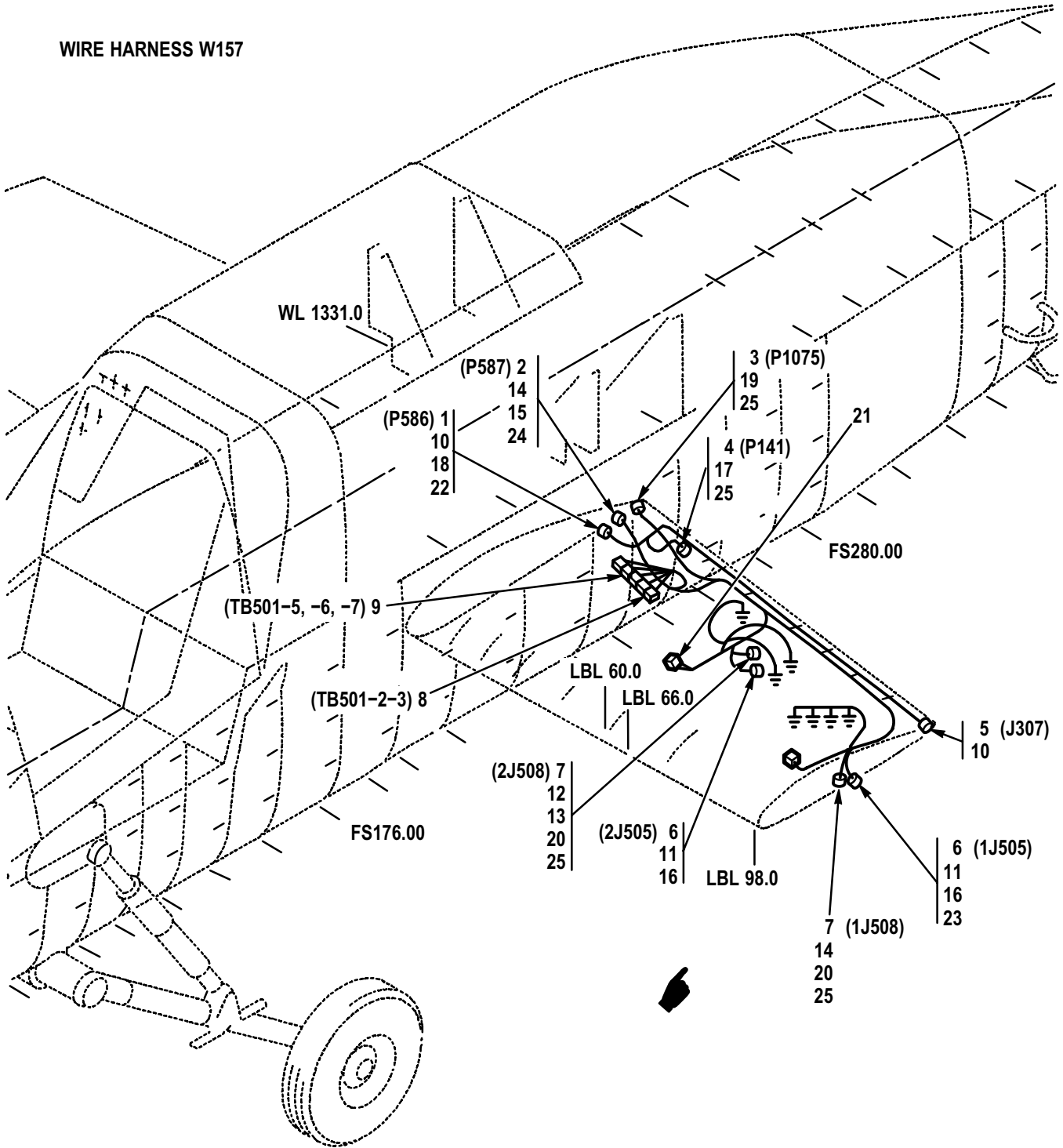
M09-904C

Figure 496. Group 09 Wiring Harness, W155  
7-31 1B24155-007



(1) ITEM NO.	(2) SMR CODE	(3) CAGE	(4) PART NUMBER	(5) DESCRIPTION AND USABLE ON CODE (UOC)	(6) QTY
				Group 09 Electrical System Fig. 496 Wiring Harness, W155 7-31 1B24155-007	
1	PAOZZ	88044	AN3115-1	• Connector, Receptacl .....	1
2	PAOZZ	02731	HS4800-120	• Terminal Junction B .....	2
3	PAOZZ	81349	M83723/75W1407N	• Connector, Plug, Elec .....	1
4	PAOZZ	81349	M85049/51-1-14W	• Adapter, Cable Clamp .....	1
5	PAOZZ	81349	M83723/76W1212N	• Connector, Plug, Elec .....	1
6	PAOZZ	81349	M85049/52-1-12A	• Clamp, Cable, Electri .....	1
END OF FIGURE					

WIRE HARNESS W157

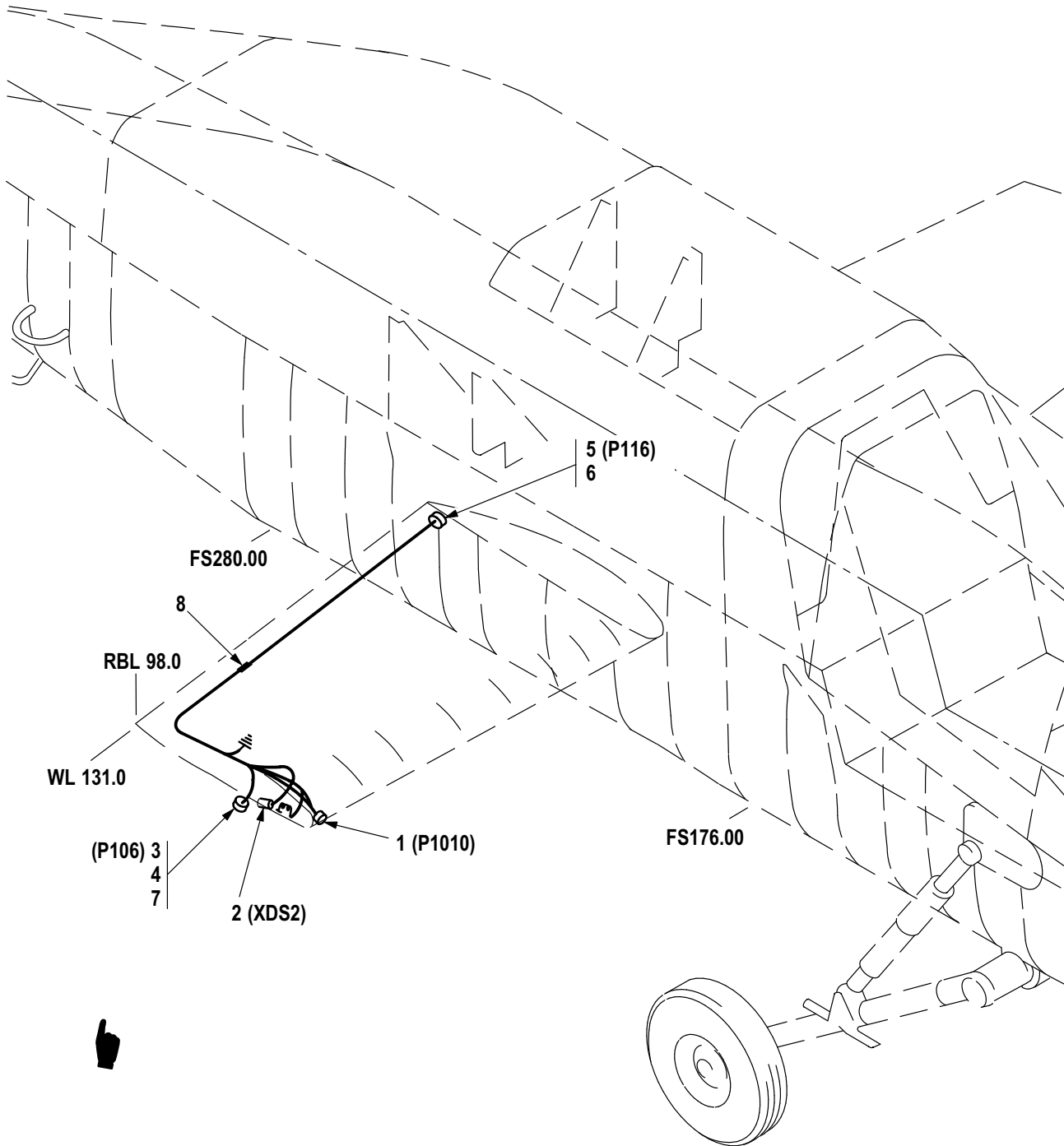


M09-905H

Figure 497. Group 09 Wiring Harness, W157  
7-31 1B24157-01 3

(1) ITEM NO.	(2) SMR CODE	(3) CAGE	(4) PART NUMBER	(5) DESCRIPTION AND USABLE ON CODE (UOC)	(6) QTY
				Group 09 Electrical System Fig. 497 Wiring Harness, W157 7-31 1B24157-013	
1	XDOZZ	96906	MS27467T23B35P	• Connector, Plug, Elec .....	1
2	PAOZZ	96906	MS3476W22-41P	• Connector, Plug, Elec .....	1
3	PAOZZ	96906	MS3476W24-19P	• Connector, Plug, Elec .....	1
4	PAOZZ	81349	M83723/75W1005N	• Connector, Plug, Elec .....	1
5	XDOZZ	96906	MS3100F16S1S	• Connector, Receptacl .....	1
6	PAOZZ	96906	MS3424E61-50S	• Connector, Receptacl .....	2
7	PAOZZ	96906	MS3424E61-42S	• Connector, Receptacl .....	2
8	PAOZZ	09205	149004-2	• Terminal Junction B .....	2
9	PAOZZ	02731	HS4737-2004	• Contact Assembly, EI Module .....	3
10	PAOZZ	81349	M83519/2-10	• Splice, Conductor .....	2
11	PAOZZ	02731	HS4786-633	• Splice, Conductor .....	8
12	PAOZZ	02731	HS4946-58	• Splice, Conductor .....	1
13	PAOZZ	02731	HS4946-59	• Splice, Conductor .....	2
14	PAOZZ	02731	HS5391-2222	• Splice, Conductor .....	4
15	PAOZZ	02731	HS5003-2816	• Adapter, Cable Clamp .....	1
16	PAOZZ	02731	HS5003-3416	• Adapter, Cable Clamp .....	2
17	PAOZZ	81349	M85049/31-10A	• Adapter, Cable Clamp .....	1
18	PAOZZ	81349	M85049/49-2-22W	• Clamp, Cable, Electri .....	1
19	PAOZZ	81349	M85049/31-24A	• Adapter, Cable Clamp .....	1
20	PAOZZ	81349	M85049/31-61A	• Adapter, Cable Clamp .....	2
21	PAOZZ	96906	MS25171-2S	• Cable Nipple, Electr .....	1
22	PAOZZ	96906	MS35275-246	• Screw, Machine .....	2
23	PAOZZ	06090	D-106-1025	• Splice, Conductor .....	2
24	PAOZZ	02731	HS5471-1018	• Splice, Conductor .....	1
25	MOOZZ	02731	HS5215E103	• Rubber Strip .....	V
END OF FIGURE					

WIRE HARNESS W156

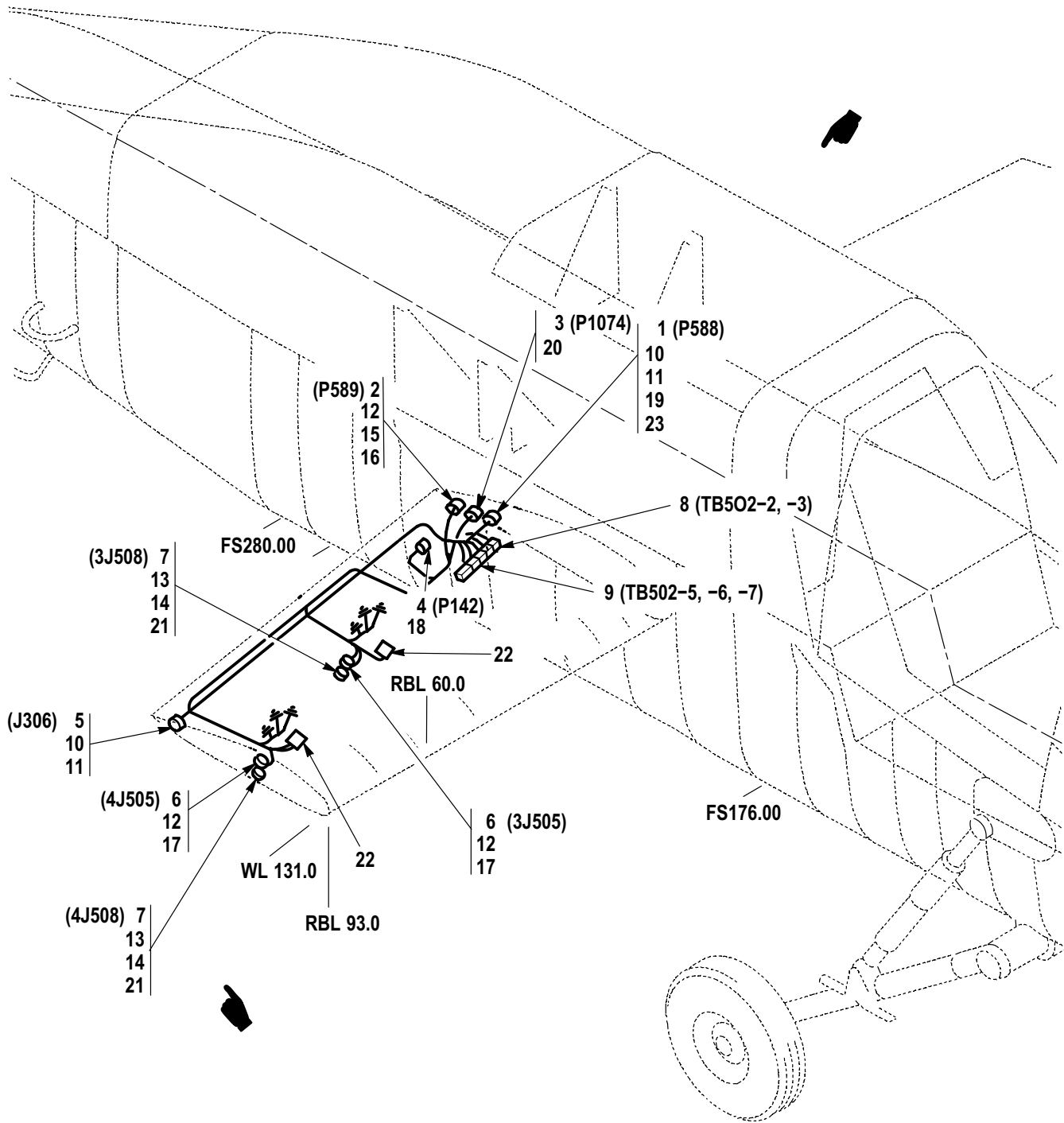


M09-906F

Figure 498. Group 09 Wiring Harness, W156  
7-31 1B24156-007

(1) ITEM NO.	(2) SMR CODE	(3) CAGE	(4) PART NUMBER	(5) DESCRIPTION AND USABLE ON CODE (UOC)	(6) QTY
				Group 09 Electrical System Fig. 498 Wiring Harness, W156 7-31 1B24156-007	
1	PAOZZ	88044	AN3115-1	• Connector, Receptacl . . . . .	1
2	PAOZZ	02731	HS4800-120	• Terminal Junction B . . . . .	2
3	PAOZZ	81349	M83723/75W1407N	• Connector, Plug, Elec . . . . .	1
4	PAOZZ	81349	M85049/52-1-12W	• Clamp, Cable, Electri . . . . .	1
5	PAOZZ	81349	M83723/76W1212N	• Connector, Plug, Elec . . . . .	1
6	PAOZZ	81349	M85049/51-1-14W	• Adapter, Cable Clamp . . . . .	1
7	PAOZZ	96906	MS35275-230	• Screw, Machine . . . . .	2
8	MOOZZ	02731	HS5215E103	• Rubber Strip . . . . .	V
END OF FIGURE					

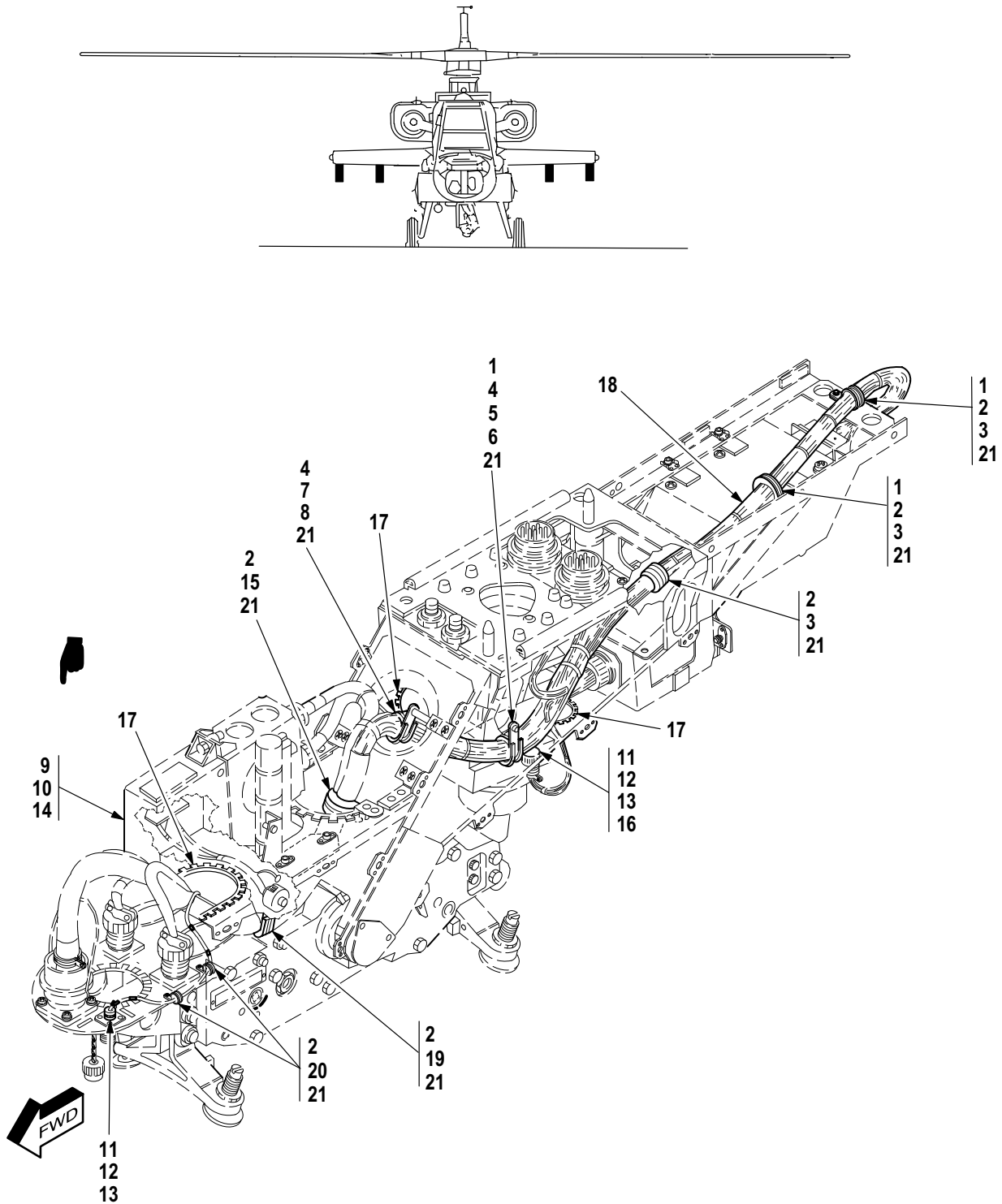
WIRE HARNESS W158



M09-907F

Figure 499. Group 09 Wiring Harness, W158  
7-31 1B24158-013

(1) ITEM NO.	(2) SMR CODE	(3) CAGE	(4) PART NUMBER	(5) DESCRIPTION AND USABLE ON CODE (UOC)	(6) QTY
				Group 09 Electrical System Fig. 499 Wiring Harness, W158 7-31 1B24158-013	
1	XDOZZ	96906	MS27467T23B35P	• Connector, Plug, Elec .....	1
2	PAOZZ	96906	MS3476W22-41P	• Connector, Plug, Elec .....	1
3	PAOZZ	96906	MS3476W24-19P	• Connector, Plug, Elec .....	1
4	PAOZZ	81349	M83723/75W1005N	• Connector, Plug, Elec .....	1
5	XDOZZ	96906	MS3100F16S1S	• Connector, Receptacl .....	1
6	PAOZZ	96906	MS3424E61-50S	• Connector, Receptacl .....	2
7	PAOZZ	96906	MS3424E61-42S	• Connector, Receptacl .....	2
8	PAOZZ	09205	149004-2	• Terminal Junction B .....	2
9	PAOZZ	02731	HS4737-2004	• Contact Assembly, EI Module .....	3
10	PAOZZ	81349	M83519/2-10	• Splice, Conductor .....	2
11	PAOZZ	06090	D-146-0217	• Ferrule, Metallic Sh .....	4
12	PAOZZ	02731	HS4786-633	• Splice, Conductor .....	8
13	PAOZZ	02731	HS4946-58	• Splice, Conductor .....	2
14	PAOZZ	02731	HS4946-59	• Splice, Conductor .....	2
15	PAOZZ	02731	HS5391-2222	• Splice, Conductor .....	4
16	PAOZZ	02731	HS5003-2816	• Adapter, Cable Clamp .....	1
17	PAOZZ	02731	HS5003-3416	• Adapter, Cable Clamp .....	2
18	PAOZZ	81349	M85049/31-10A	• Adapter, Cable Clamp .....	1
19	PAOZZ	81349	M85049/49-2-22W	• Clamp, Cable, Electri .....	1
20	PAOZZ	81349	M85049/31-24A	• Adapter, Cable Clamp .....	1
21	PAOZZ	81349	M85049/31-61A	• Adapter, Cable Clamp .....	2
22	PAOZZ	96906	MS25171-2S	• Cable Nipple, Electr .....	1
23	PAOZZ	96906	MS35275-246	• Screw, Machine .....	2
END OF FIGURE					



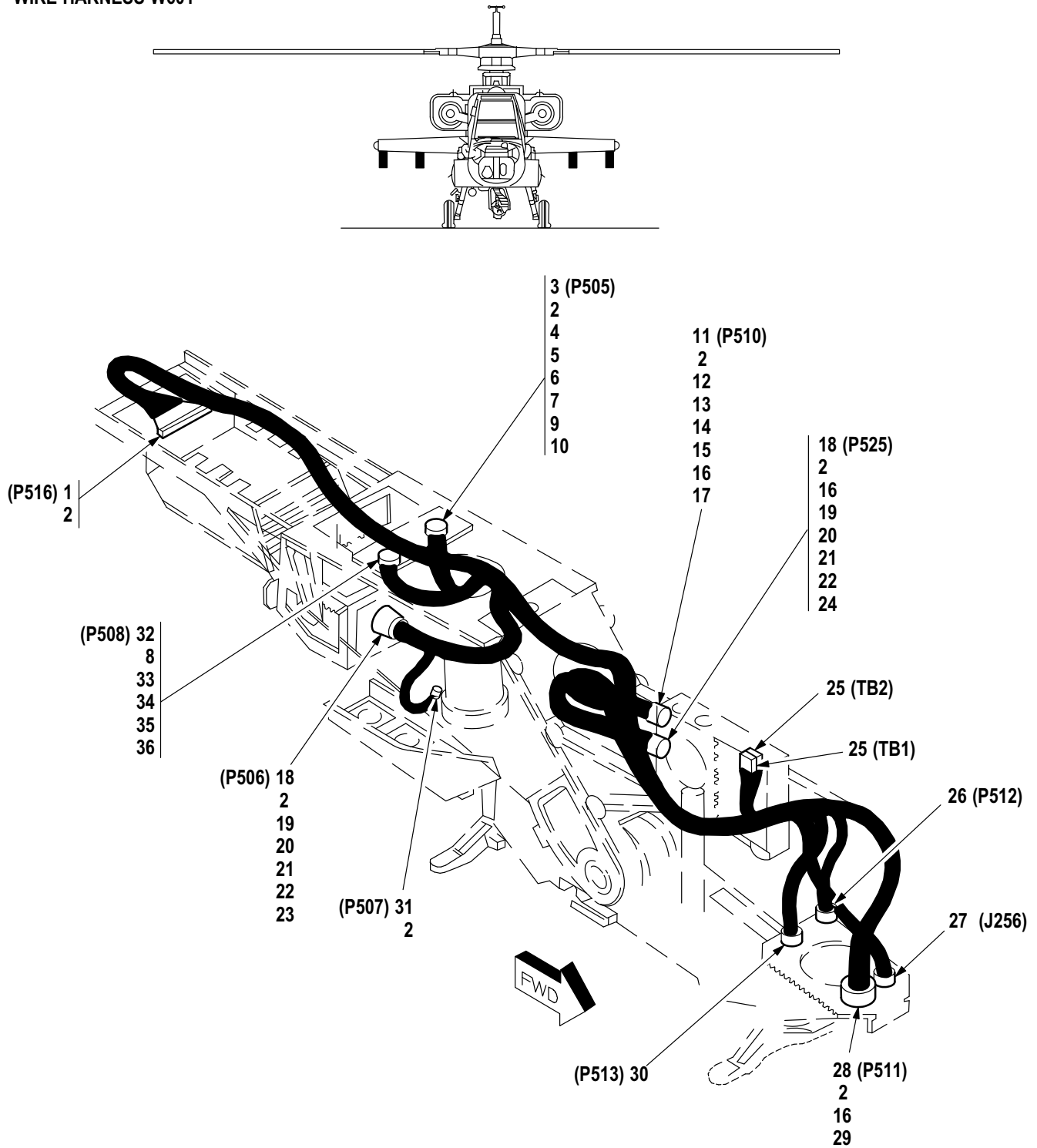
M09-871H

Figure 500. Group 09 Wiring Installation, Pylon  
7-31 1B26079



(1) ITEM NO.	(2) SMR CODE	(3) CAGE	(4) PART NUMBER	(5) DESCRIPTION AND USABLE ON CODE (UOC)	(6) QTY
				Group 09 Electrical System Fig. 500 Wiring Installation, Pylon 7-31 1B26079	
1	PAOZZ	80205	MS21042L3	• Nut, Self-Locking, Ex .....	3
2	PAOZZ	80205	NAS1096-3-7	• Screw, Machine .....	8
3	PAOZZ	02731	HS5346-0010	• Clamp, Loop .....	3
4	XDOZZ	02731	HS5346-0013	• Clamp, Loop .....	3
5	PAOZZ	96906	MS25082-12	• Nut, Plain, Hexago .....	1
6	PAOZZ	80205	NAS514P1032-12P	• Screw, Machine .....	1
7	PAOZZ	80205	NAS1096-3-14	• Screw, Machine .....	1
8	PAOZZ	80205	NAS43DD3-20FC	• Spacer, Sleeve .....	1
9	PAOZZ	96906	MS16998-27	• Screw, Cap, Socket He .....	2
10	PAOZZ	02731	7-31 1B11133	• Circuit Card Assemb .....	1
11	PAOZZ	80205	MS21042-04	• Nut, Self-Locking, Ex .....	8
12	PAOZZ	88044	AN960JD4L	• Washer, Flat .....	8
13	PAOZZ	80205	NAS600-7P	• Screw, Machine .....	8
14	PAOZZ	02731	7-31 1B25151	• Insulator, Pylon Eje .....	1
15	PAOZZ	02731	HS5346-0019	• Clamp, Loop .....	1
16	PAOZZ	02731	HS5098-1 180	• Dummy Connector, Rec .....	1
17	PAOZZ	96906	MS21266-6T	• Grommet, Nonmetallic .....	V
18	PAOOO	02731	7-31 1B24601-01 1	• Wiring Harness W601 (See Fig. 501 for Breakdown) ....	1
19	PAOZZ	02731	HS5346-0015	• Clamp, Loop .....	1
20	PAOZZ	02731	HS5346-0003	• Clamp, Loop .....	2
21	PAOZZ	88044	AN960JD10LL	• Washer, Flat .....	11
END OF FIGURE					

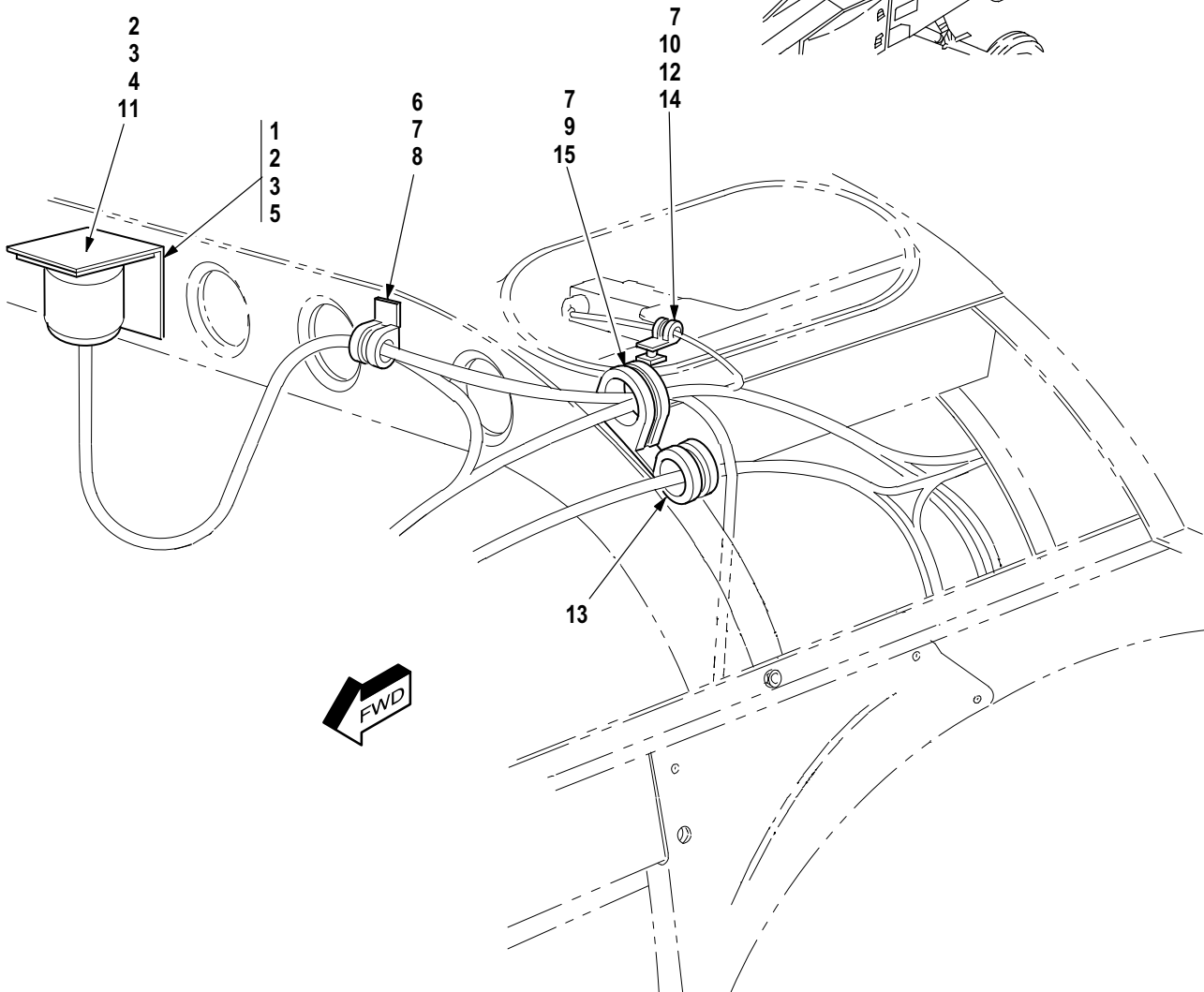
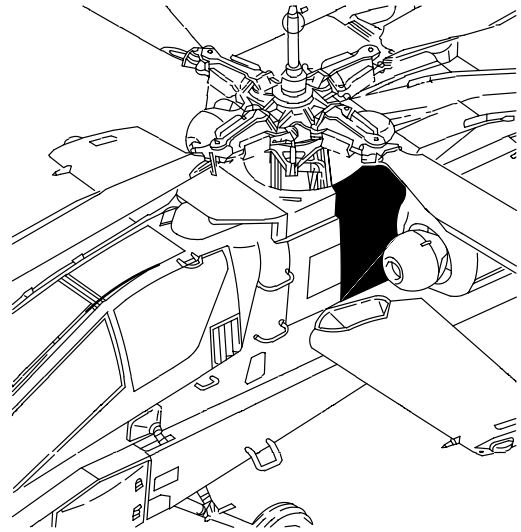
WIRE HARNESS W601



M09-872F

Figure 501. Group 09 Wiring Harness, W601  
7-31 1B24601-01 1

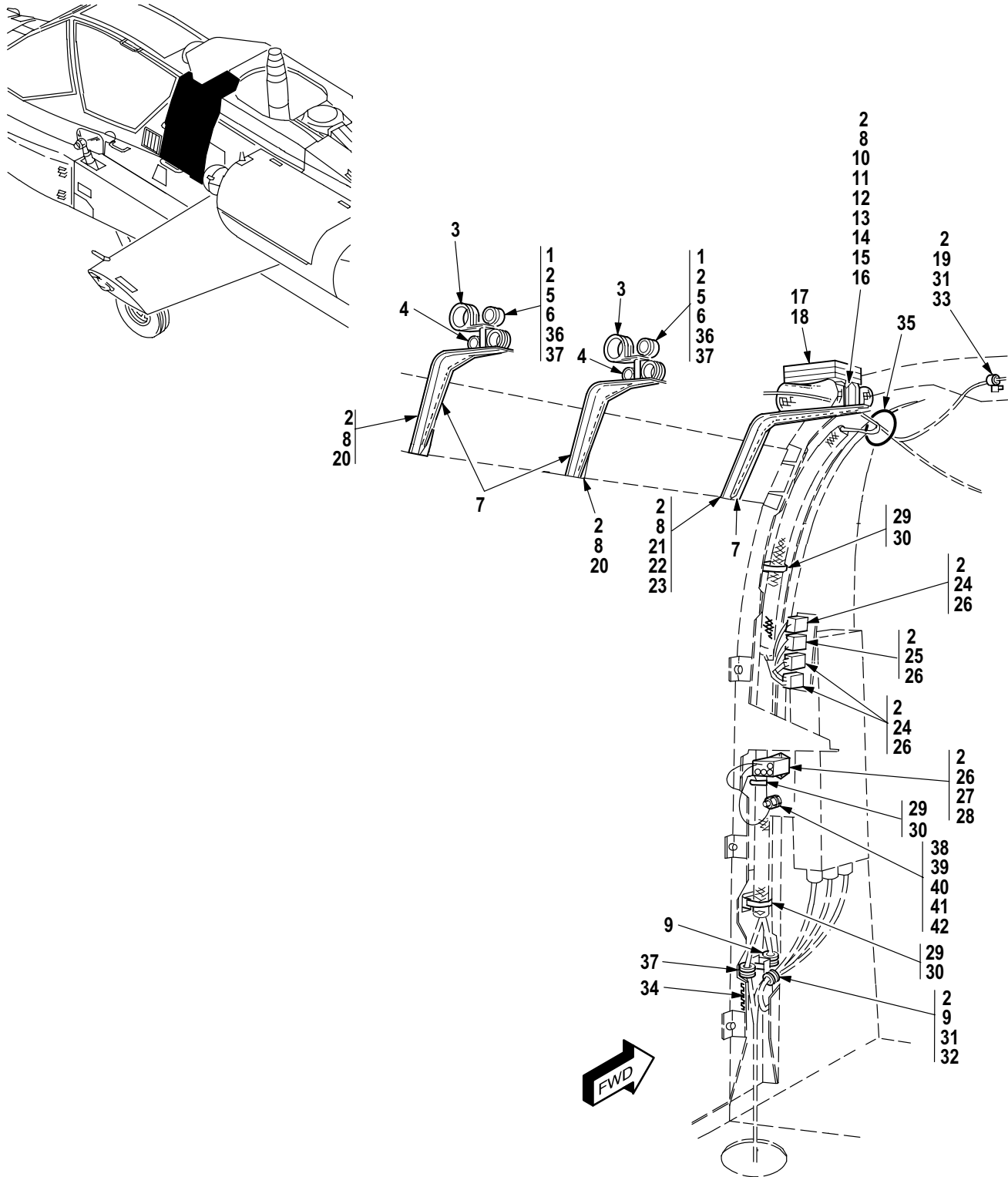
(1) ITEM NO.	(2) SMR CODE	(3) CAGE	(4) PART NUMBER	(5) DESCRIPTION AND USABLE ON CODE (UOC)	(6) QTY
				Group 09 Electrical System Fig. 501 Wiring Harness, W601 7-31 1B24601-01 1 See Fig. 500 for NHA	
1	PAOZZ	02731	HS4792-75W	• Connector, Receptacl . . . . .	1
2	PAOZZ	81349	M83519/2-8	• Splice, Conductor . . . . .	42
3	PAOOO	96906	MS3446E61-50P	• Connector, Plug, Elec . . . . .	1
4	PAOZZ	96906	MS16624-4168	•• Ring, Retaining . . . . .	1
5	PAOZZ	96906	MS16624-4162	•• Ring, Retaining . . . . .	1
6	PAOZZ	96906	MS3445-61A	•• Spring, Helical, Comp . . . . .	1
7	PAOZZ	96906	MS3445E-61B	•• Washer, Flat . . . . .	1
8	PAOZZ	81349	M85049/31-61A	• Adapter, Cable Clamp . . . . .	1
9	PAOZZ	02731	HS5003-3416	• Adapter, Cable Clamp . . . . .	1
10	PAOZZ	02731	HS4786-633	• Splice, Conductor . . . . .	2
11	PAOOO	96906	MS3446L27-50S	• Connector, Receptacl . . . . .	1
12	PAOZZ	96906	MS16624-41 18	•• Ring, Retaining . . . . .	1
13	PAOZZ	96906	MS16624-41 12	•• Ring, Retaining . . . . .	1
14	PAOZZ	96906	MS3445-27A	•• Spring, Helical, Comp . . . . .	1
15	PAOZZ	96906	MS3445E-27B	•• Washer, Flat . . . . .	1
16	PAOZZ	81343	M81824/1-2	• Splice, Conductor . . . . .	3
17	PAOZZ	02731	HS5003-2008	• Adapter, Cable Clamp . . . . .	1
18	PAOOO	96906	MS3446L37-50S	• Connector, Plug, Elec . . . . .	2
19	PAOZZ	96906	MS16624-4137	•• Ring, Retaining . . . . .	2
20	PAOZZ	96906	MS16624-4131	•• Ring, Retaining . . . . .	2
21	PAOZZ	96906	MS3445-37A	•• Spring, Helical, Comp . . . . .	2
22	PAOZZ	96906	MS3445E-37B	•• Washer, Flat . . . . .	2
23	PAOZZ	81349	M85049/31-20A	• Adapter, Cable Clamp . . . . .	1
24	PAOZZ	02731	HS5003-2312	• Adapter, Cable Clamp . . . . .	1
25	PAOZZ	81349	M83519-2-3	• Splice, Conductor . . . . .	2
26	PAOZZ	02731	HS4859-4001	• Connector, Plug, Elec . . . . .	1
27	XDOZZ	81349	D38999/20WA98SN	• Connector, Receptacl . . . . .	1
28	XDOZZ	81349	D38999/30WJ4CN	• Connector, Plug, Elec . . . . .	1
29	PAOZZ	81349	M81824/1-3	• Splice, Conductor . . . . .	6
30	PAOZZ	02731	HS4859-4101	• Connector, Plug, Elec . . . . .	1
31	XDOZZ	81349	D38999/26WB35SN	• Connector, Plug, Elec . . . . .	1
32	PAOOO	96906	MS3446E61-42P	• Connector, Receptacl . . . . .	1
33	PAOZZ	96906	MS16624-4168	•• Ring, Retaining . . . . .	1
34	PAOZZ	96906	MS16624-4162	•• Ring, Retaining . . . . .	1
35	PAOZZ	96906	MS3445-61A	•• Spring, Helical, Comp . . . . .	1
36	PAOZZ	96906	MS3445E-61B	•• Washer, Flat . . . . .	1
END OF FIGURE					



M09-1062D

Figure 502. Group 09 Wiring Installation, AFT Deck LH (Part 1)  
7-31 1B26022

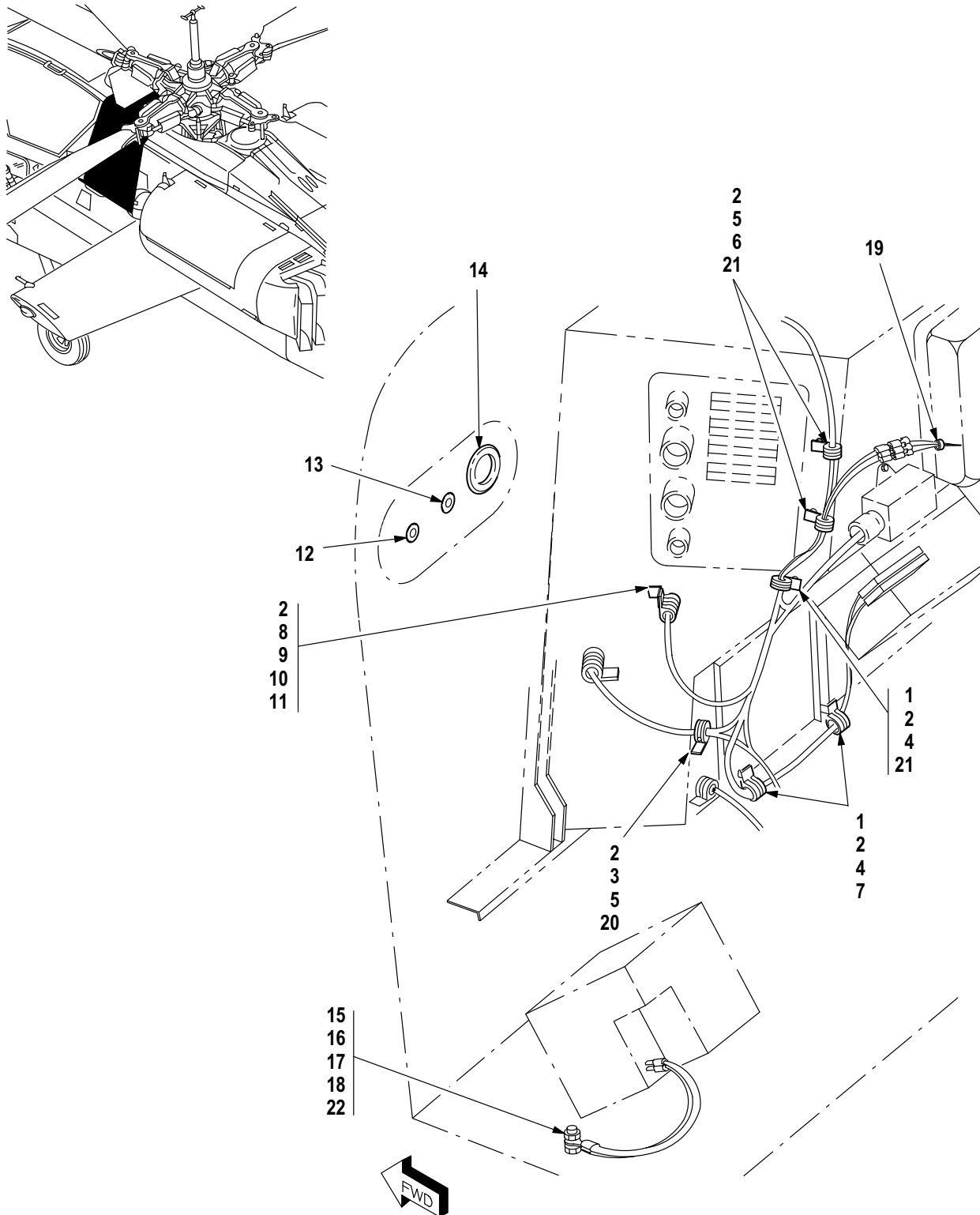
(1) ITEM NO.	(2) SMR CODE	(3) CAGE	(4) PART NUMBER	(5) DESCRIPTION AND USABLE ON CODE (UOC)	(6) QTY
				Group 09 Electrical System Fig. 502 Wiring Installation, AFT Deck LH (Part 1) 7-31 1B26022	
1	PAOZZ	96906	MS35206-245	• Screw, Machine .....	4
2	PAOZZ	88044	AN960JD8L	• Washer, Flat .....	8
3	PAOZZ	80205	MS21042-08	• Nut, Self-Locking, Ex .....	8
4	PAOZZ	02731	HS5098-2490	• Dummy Connector, Rec .....	1
5	PAOZZ	02731	7-31 1B25157	• Bracket, Angle .....	1
6	PAOZZ	80205	NAS1096-3-8	• Screw, Machine .....	1
7	PAOZZ	88044	AN960JD10L	• Washer, Flat .....	3
8	PAOZZ	81349	M85052/1-9	• Clamp, Loop .....	1
9	PAOZZ	80205	NAS1096-3-12	• Screw, Machine .....	1
10	PAOZZ	80205	NAS43DD3-64N	• Spacer, Sleeve .....	4
11	PAOZZ	80205	NAS602-9P	• Screw, Machine .....	4
12	PAOZZ	80205	NAS1096-3-24	• Screw, Machine .....	1
13	XDOZZ	02731	HS5346-0016	• Clamp, Loop .....	1
14	PAOZZ	02731	HS5346-0002	• Clamp, Loop .....	1
15	PAOZZ	02731	HS5346-0024	• Clamp, Loop (Usbl Eff 88-0200 and Subs) .....	1
END OF FIGURE					



M09-1061E

Figure 503. Group 09 Wiring Installation, AFT Deck LH (Part 2)  
7-31 1B26022

(1) ITEM NO.	(2) SMR CODE	(3) CAGE	(4) PART NUMBER	(5) DESCRIPTION AND USABLE ON CODE (UOC)	(6) QTY
				Group 09 Electrical System Fig. 503 Wiring Installation, AFT Deck LH (Part 2) 7-31 1B26022	
1	PAOZA	80205	NAS1096-3-34	• Screw, Machine .....	2
2	PAOZZ	88044	AN960JD10L	• Washer, Flat .....	28
3	PAOZZ	02731	HS5346-0012	• Clamp, Loop .....	2
4	PAOZZ	02731	HS5346-0006	• Clamp, Loop .....	2
5	PAOZZ	80205	NAS43DD3-82	• Spacer, Sleeve .....	2
6	PAOZZ	80205	MS21042L3	• Nut, Self-Locking, Ex .....	2
7	PAOZZ	96906	MS21266-1N	• Grommet, Nonmetallic .....	V
8	PAOZZ	80205	NAS1096-3-8	• Screw, Machine .....	15
9	PAOZZ	02731	HS5346-0005	• Clamp, Loop .....	2
10	PAOOO	02731	7-31 1B25135-13	• Bracket, Electrical .....	1
11	MFOZZ	02731	HS162-0424	• Seal, Nonmetallic Sp .....	2
12	PAOZZ	96906	MS24693-C40	• Screw, Machine .....	2
13	PAOZZ	80205	NAS43HT1-12	• Spacer, Sleeve .....	2
14	PAOZZ	88044	AN960JD6	• Washer, Flat .....	2
15	PAOZZ	96906	MS35338-136	• Washer, Lock .....	2
16	PAOZZ	96906	MS35649-262	• Nut, Plain, Hexagon .....	2
17	PAOZZ	80205	MS21042L06	• Nut, Self-Locking, Ex .....	6
18	PAOZZ	88044	AN960JD6L	• Washer, Flat .....	2
19	PAOZZ	80205	NAS43DD3-64N	• Spacer, Sleeve .....	1
20	PAOZZ	02731	7-31 1B25122-3	• Support, Wire .....	2
21	PAOOO	02731	7-31 1B25104	• Support, Wiring Harn .....	1
22	PAOZZ	02731	HS4153-02	• Nut, Self-Locking, Pl .....	4
23	MFOZZ	02731	HS162-0304	• Seal, Extruded .....	2
24	XDOZZ	02731	HS4789-120	• Terminal Junction B .....	3
25	PAOZZ	11139	CTJ716E01D-6144	• Terminal Junction B .....	2
26	PAOZZ	96906	MS21083N3	• Nut, Self-Locking, He .....	6
27	PAOZZ	80205	NAS603-8P	• Screw, Machine .....	1
28	PAOZZ	02731	HS4789-212	• Terminal Junction B .....	1
29	PAOZZ	80205	NAS1096-3-7	• Screw, Machine .....	3
30	PAOZZ	02731	HS4271-3S10	• Mounting Base, Tiedo .....	4
31	PAOZZ	80205	NAS1096-3-24	• Screw, Machine .....	2
32	PAOZZ	80205	NAS43DD3-56	• Spacer, Sleeve .....	1
33	PAOZZ	02731	HS5346-0004	• Clamp, Loop .....	1
34	PAOZZ	96906	MS21266-2N	• Grommet, Nonmetallic .....	V
35	MOOZZ	02731	HS5215C118	• Rubber Strip .....	V
36	PAOZZ	02731	HS5346-0019	• Clamp, Loop .....	2
37	XDOZZ	02731	HS5346-0013	• Clamp, Loop .....	2
37	XDOZZ	81349	M85052/1-15	• Clamp, Loop A/C With MWO 1-1520-238-50-40 Incorporated .....	2
38	PAOZZ	96906	MS51958-98	• Screw, Machine .....	1
39	PAOZZ	88044	AN960JD516L	• Washer, Flat .....	9
40	PAOZZ	96906	MS35338-140	• Washer, Lock .....	1
41	PAOZZ	96906	MS25082-5	• Nut, Plain, Hexagon .....	1
42	PAOZZ	80205	MS21042-5	• Nut, Self-Locking, Ex .....	1
END OF FIGURE					

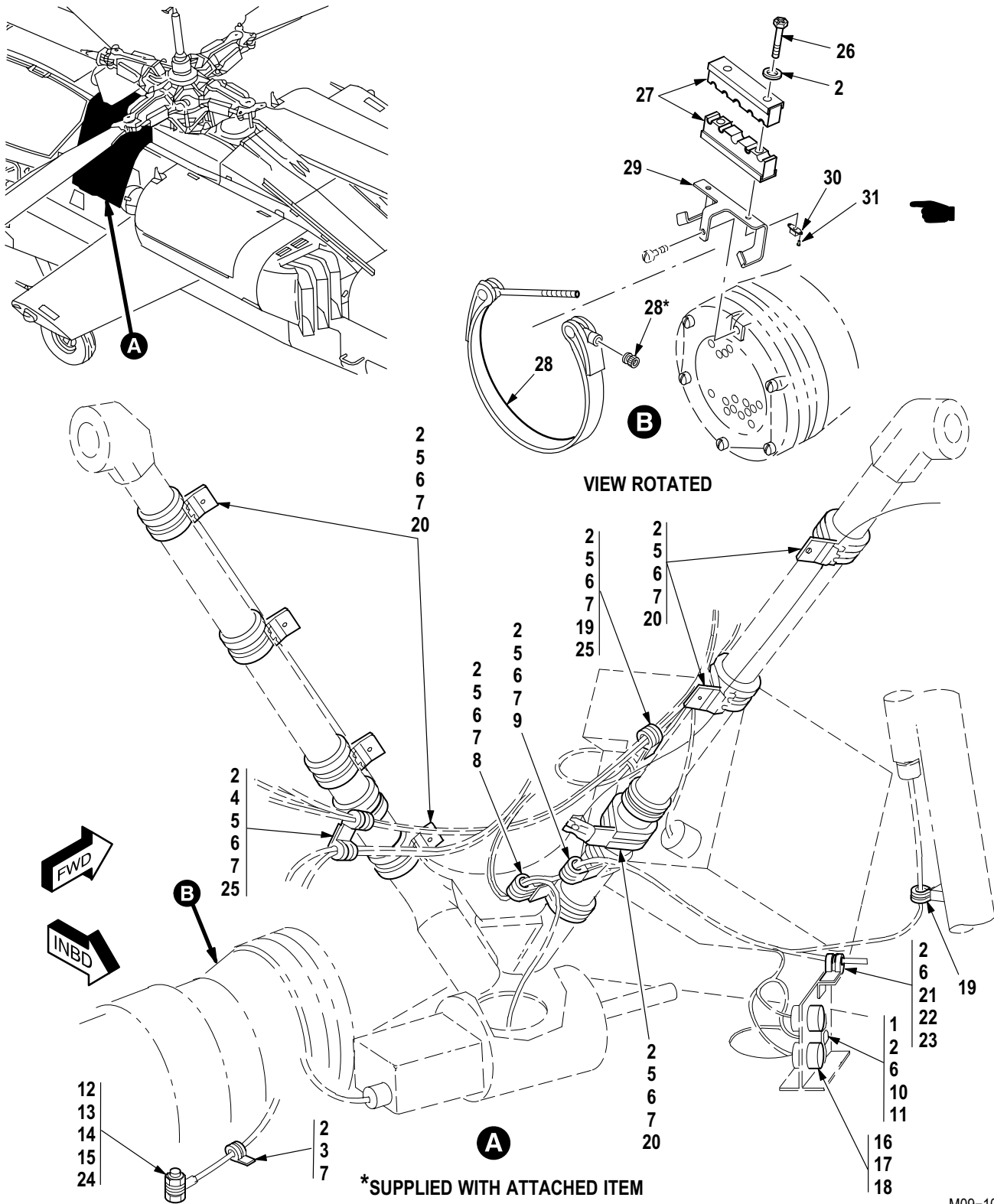


M09-1180B

Figure 504. Group 09 Wiring Installation, AFT Deck LH (Part 3)  
7-31 1B26022



(1) ITEM NO.	(2) SMR CODE	(3) CAGE	(4) PART NUMBER	(5) DESCRIPTION AND USABLE ON CODE (UOC)	(6) QTY
				Group 09 Electrical System Fig. 504 Wiring Installation, AFT Deck LH (Part 3) 7-31 1B26022	
1	PAOZZ	80205	NAS1096-3-14	• Screw, Machine .....	3
2	PAOZZ	88044	AN960JD10L	• Washer, Flat .....	7
3	PAOZZ	02731	HS5346-0010	• Clamp, Loop .....	1
4	PAOZZ	80205	NAS43DD3-24N	• Spacer, Sleeve .....	5
5	PAOZZ	80205	NAS1096-3-12	• Screw, Machine .....	2
6	PAOZZ	80205	NAS43DD3-16	• Spacer, Sleeve .....	2
7	PAOZZ	02731	HS5346-0008	• Clamp, Loop .....	2
8	PAOZZ	80205	NAS603-8P	• Screw, Machine .....	6
9	PAOZZ	80205	MS21042L3	• Nut, Self-Locking, Ex .....	2
10	PAOZZ	88044	AN743-12	• Bracket, Angle .....	5
11	PAOZZ	02731	HS5346-0009	• Clamp, Loop .....	1
12	PAOZZ	02731	HS5608-17S	• Grommet, Nonmetallic .....	1
13	PAOZZ	02731	HS5608-19S	• Grommet, Nonmetallic .....	1
14	PAOZZ	02731	HS5608-24S	• Grommet, Nonmetallic .....	1
15	PAOZZ	80205	NAS1635-6-16	• Screw, Machine .....	1
16	PAOZZ	88044	AN960JD616L	• Washer, Flat .....	3
17	PAOZZ	96906	MS35338-141	• Washer, Lock .....	1
18	PAOZZ	96906	MS21042-6	• Nut, Self-Locking, Ex .....	1
19	MOOZZ	02731	HS5215C118	• Rubber Strip .....	V
20	PAOZZ	80205	NAS43DD3-32N	• Spacer, Sleeve .....	1
21	PAOZZ	02731	HS5346-0012	• Clamp, Loop .....	2
22	PAOZZ	96906	MS35691-21	• Nut, Plain, Hexagon (Usbl Eff 83-23831 and Subs) .....	1
END OF FIGURE					



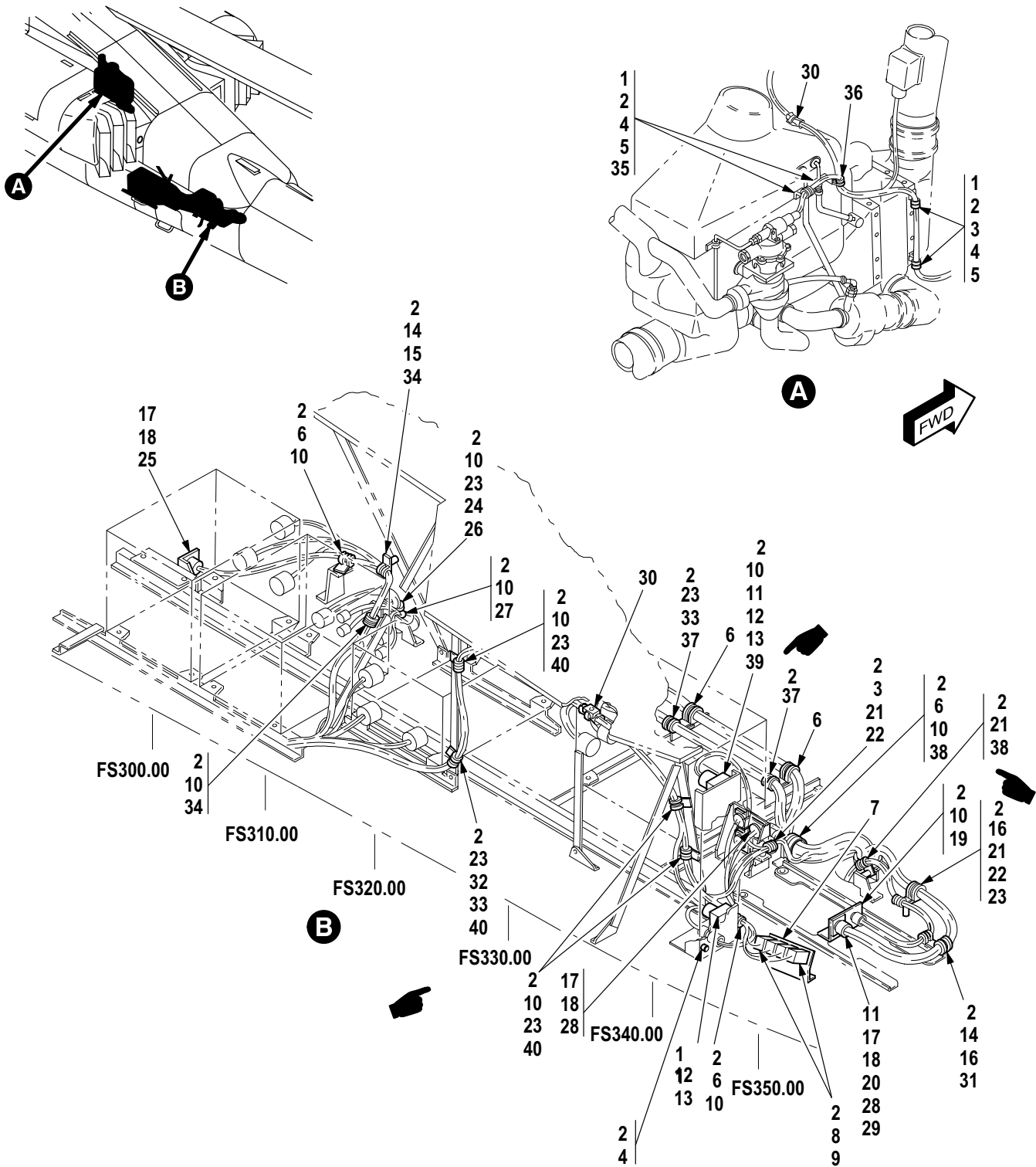
M09-1060G

Figure 505. Group 09 Wiring Installation, AFT Deck LH (Part 4)  
7-31 1B26022

(1) ITEM NO.	(2) SMR CODE	(3) CAGE	(4) PART NUMBER	(5) DESCRIPTION AND USABLE ON CODE (UOC)	(6) QTY
				Group 09 Electrical System Fig. 505 Wiring Installation, AFT Deck LH (Part 4) 7-31 1B26022	
1	PAOZZ	80205	NAS1096-3-10	• Screw, Machine .....	1
2	PAOZZ	88044	AN960JD10L	• Washer, Flat .....	12
3	PAOZZ	02731	HS5346-0007	• Clamp, Loop .....	3
4	PAOZZ	02731	HS5346-0004	• Clamp, Loop .....	1
5	PAOZZ	96906	MS21919WDG24	• Clamp, Loop .....	10
6	PAOZZ	80205	MS21042L3	• Nut, Self-Locking, Ex .....	18
7	PAOZZ	80205	NAS1096-3-8	• Screw, Machine .....	16
8	PAOZZ	02731	HS5346-0010	• Clamp, Loop .....	1
9	PAOZZ	02731	HS5346-0009	• Clamp, Loop .....	1
10	PAOZZ	96906	MS35338-138	• Washer, Lock .....	1
11	PAOZZ	96906	MS25082-12	• Nut, Plain, Hexago .....	1
12	PAOZZ	80205	NAS1635-6-16	• Screw, Machine .....	1
13	PAOZZ	88044	AN960JD616L	• Washer, Flat .....	3
14	PAOZZ	96906	MS35338-141	• Washer, Lock .....	1
15	PAOZZ	96906	MS21042-6	• Nut, Self-Locking, Ex .....	1
16	PAOZZ	80205	NAS600-8P	• Screw, Machine .....	4
17	PAOZZ	88044	AN960JD4L	• Washer, Flat .....	8
18	PAOZZ	80205	MS21042L04	• Nut, Self-Locking, Ex .....	8
19	PAOZZ	02731	HS5346-0008	• Clamp, Loop .....	9
20	PAOZZ	02731	HS5530-0003	• Clip, Spring Tension .....	13
21	PAOZZ	80205	NAS1096-3-12	• Screw, Machine .....	1
22	PAOZZ	02731	HS5346-0012	• Clamp, Loop .....	3
23	PAOZZ	80205	NAS43DD3-16	• Spacer, Sleeve .....	3
24	PAOZZ	96906	MS35691-21	• Nut, Plain, Hexagon (Usbl Eff 83-23831 and Subs) .....	1
25	PAOZZ	8V613	HS5677-1	• Clamp, Loop .....	2
26	PAOZZ	80205	NAS1096-3-28	• Screw, Machine .....	2
27	PAOZZ	8V613	7-31 1B25009-1	• Clamp, Block .....	1
28	PAOZZ	96906	MS21920-61R	• Clamp, Hose .....	1
29	MOOOO	8V613	7-31 1B25012-1	• Bracket, Wire Clamp .....	1
30	PAOZZ	96906	MS21075-L3	•• Nut, Self-Locking, Pl .....	2
31	PAOZZ	53551	AF1241-3-7	•• Rivet, Blind .....	4
END OF FIGURE					



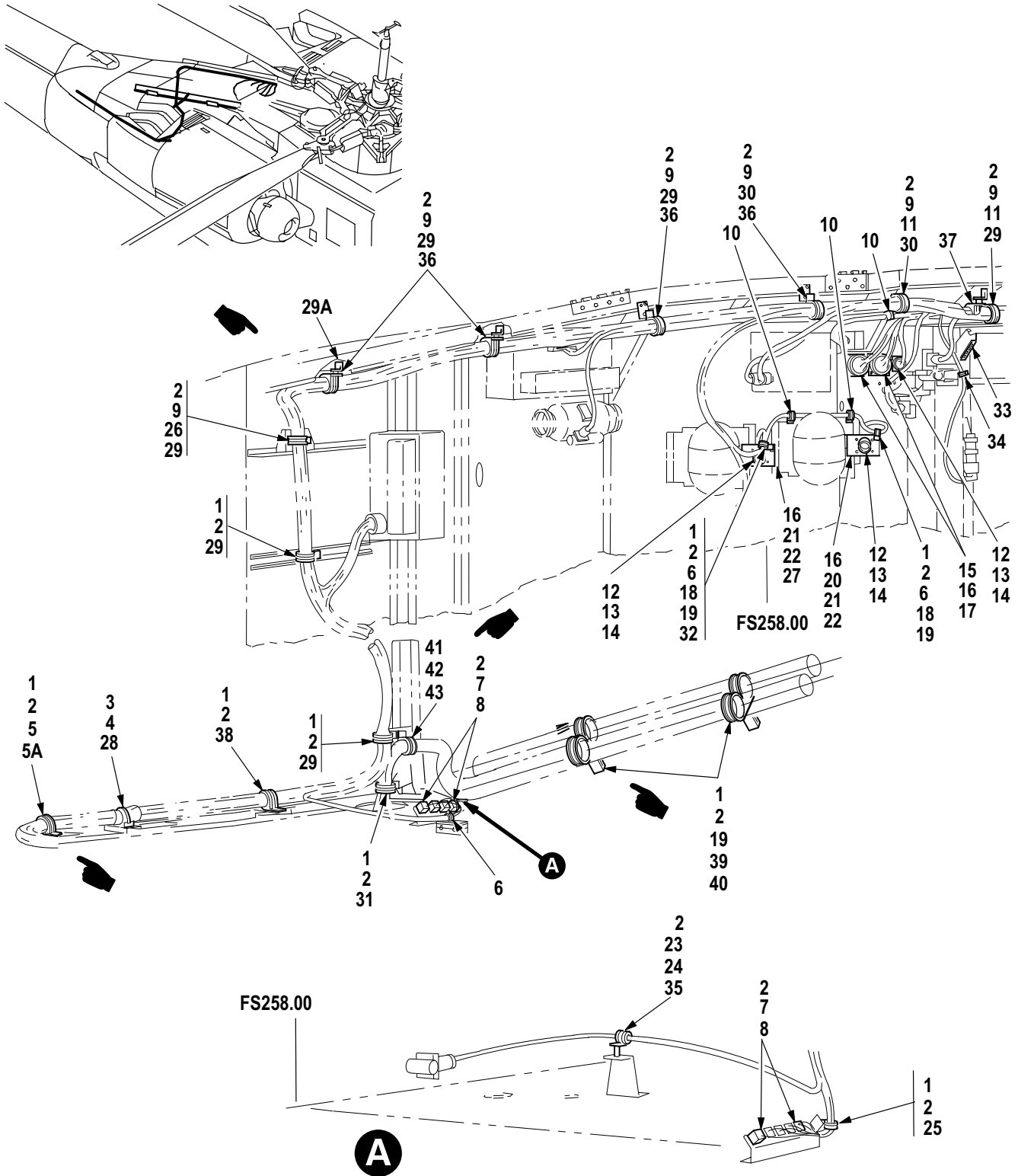
(1) ITEM NO.	(2) SMR CODE	(3) CAGE	(4) PART NUMBER	(5) DESCRIPTION AND USABLE ON CODE (UOC)	(6) QTY
				Group 09 Electrical System Fig. 506 Wiring Installation, AFT Deck LH (Part 5) 7-31 1B26022	
1	PAOZZ	80205	NAS1096-3-8	• Screw, Machine .....	32
2	PAOZZ	88044	AN960JD10L	• Washer, Flat .....	28
3	PAOOO	02731	7-21 1B25055-13	• Bracket, Term Unit .....	1
4	PAOZZ	96906	MS21075L04E	• Nut, Self-Locking, PI .....	8
5	PAOZZ	80205	NAS1096-3-12	• Screw, Machine .....	2
6	XDOZZ	02731	HS5346-0013	• Clamp, Loop .....	3
7	XDOZZ	02731	HS5346-0016	• Clamp, Loop .....	1
8	PAOZZ	02731	HS5346-0006	• Clamp, Loop .....	4
9	PAOZZ	80205	MS21042L3	• Nut, Self-Locking, Ex .....	7
10	PAOZZ	80205	NAS600-8P	• Screw, Machine .....	8
11	PAOZZ	88044	AN960JD6L	• Washer, Flat .....	8
12	PAOZZ	02731	HS5346-0007	• Clamp, Loop .....	5
13	PAOZZ	96906	MS25083-2AB6	• Lead, Electrical .....	1
14	PAOZZ	02731	HS5346-0004	• Clamp, Loop .....	1
15	PAOZZ	96906	MS21919WDG24	• Clamp, Loop .....	10
16	XDOZZ	02731	HS5346-0014	• Clamp, Loop .....	2
17	PAOZZ	80205	NAS1635-6-16	• Screw, Machine .....	1
18	PAOZZ	88044	AN960JD616L	• Washer, Flat .....	3
19	PAOZZ	96906	MS35338-141	• Washer, Lock .....	1
20	PAOZZ	96906	MS21042-6	• Nut, Self-Locking, Ex .....	1
21	PAOZZ	96906	MS21919WH2	• Clamp, Loop .....	2
22	PAOZZ	80205	NAS1635-04-6	• Screw, Machine .....	4
23	PAOZZ	88044	AN960JD4L	• Washer, Flat .....	4
24	PAOOO	02731	7-31 1B25146-5	• Support Wire .....	2
25	PAOZZ	80205	MS21075L3E	• Nut, Self-Locking, PI .....	2
26	PAOZZ	80205	NAS600-6P	• Screw, Machine .....	4
27	PAOZZ	02731	7-31 1B25082	• Bracket, Double Angl .....	1
28	PAOZZ	02731	7-31 1F00004	• Data Link, Multiplex .....	2
29	PAOZZ	80205	NAS620A4L	• Washer, Flat .....	10
30	PAOZZ	80205	MS21042L04	• Nut, Self-Locking, Ex .....	8
31	PAOZZ	96906	MS35691-21	• Nut, Plain, Hexagon (Usbl Eff 83-23831 and Subs) .....	1
32	PAOZZ	02731	HS5346-0019	• Clamp, Loop .....	2
33	PAOZZ	02731	HS5346-0024	• Clamp, Loop (Usbl Eff 88-0200 and Subs) .....	1
33	PAOZZ	02731	HS5346-0025	• Clamp, Loop A/C With MWO 1-1520-238-50-40 Incorporated .....	1
34	XDOZZ	02731	HS5346-0023	• Clamp, Loop (Usbl Eff 88-0200 and Subs) .....	1
35	PAOZZ	80205	NAS1096-3-7	• Screw, Machine .....	1
36	PAOZZ	81349	M85052/1-8	• Clamp, Loop A/C With MWO 1-1520-238-50-40 Incorporated .....	1
END OF FIGURE					



M09-1059J

Figure 507. Group 09 Wiring Installation, AFT Deck LH (Part 6)  
7-31 1B26022

(1) ITEM NO.	(2) SMR CODE	(3) CAGE	(4) PART NUMBER	(5) DESCRIPTION AND USABLE ON CODE (UOC)	(6) QTY
				Group 09 Electrical System Fig. 507 Wiring Installation, AFT Deck LH (Part 6) 7-31 1B26022	
1	PAOZZ	80205	NAS603-8P	• Screw, Machine .....	4
2	PAOZZ	88044	AN960JD10L	• Washer, Flat .....	22
3	PAOZZ	02731	HS5346-0004	• Clamp, Loop .....	2
4	PAOZZ	80205	MS21042L3	• Nut, Self-Locking, Ex .....	2
5	PAOZZ	88044	AN743Z12	• Bracket, Angle .....	4
6	PAOZZ	02731	HS5346-0006	• Clamp, Loop .....	2
7	PAOZZ	11139	CTJ716E01D-6144	• Terminal Junction B .....	2
8	XDOZZ	02731	HS4789-120	• Terminal Junction B .....	3
9	PAOZZ	96906	MS21083N3	• Nut, Self-Locking, He .....	4
10	PAOZZ	80205	NAS1096-3-8	• Screw, Machine .....	11
11	PAOZZ	80205	NAS600-8P	• Screw, Machine .....	4
12	PAOZZ	80205	NAS620A4L	• Washer, Flat .....	2
13	PAOZZ	02731	7-31 1F00004	• Data Link, Multiplex .....	2
14	PAOZZ	80205	NAS1096-3-24	• Screw, Machine .....	1
15	PAOZZ	80205	NAS43DD3-64N	• Spacer, Sleeve .....	4
16	PAOZZ	81349	M85052/1-7	• Clamp, Loop .....	2
17	PAOZZ	88044	AN960JD4L	• Washer, Flat .....	12
18	PAOZZ	80205	MS21042L04	• Nut, Self-Locking, Ex .....	20
19	PAOZZ	02731	7-31 1B25160	• Bracket, Electrical .....	1
20	PAOZZ	81349	M38999/10-12B	• Dummy Connector, Rec .....	1
21	PAOZZ	80205	NAS1096-3-16	• Screw, Machine .....	4
22	PAOZZ	80205	NAS43DD3-32N	• Spacer, Sleeve .....	2
23	PAOZZ	02731	HS5346-0007	• Clamp, Loop .....	8
24	PAOZZ	80205	NAS1096-3-10	• Screw, Machine .....	1
25	PAOZZ	80205	NAS1635-04-6	• Screw, Machine .....	4
26	PAOZZ	80205	NAS43DD3-12N	• Spacer, Sleeve .....	2
27	PAOZZ	81349	M85052/1-4	• Clamp, Loop .....	1
28	PAOZZ	80205	NAS600-6P	• Screw, Machine .....	12
29	PAOZA	81349	M39012/28-103	• Connector, Receptacl .....	1
30	MOOZZ	02731	HS5215C118	• Rubber Strip .....	V
31	PAOZZ	80205	NAS43DD3-48	• Spacer, Sleeve .....	1
32	PAOZZ	80205	NAS1096-3-14	• Screw, Machine .....	1
33	PAOZZ	80205	NAS43DD3-24N	• Spacer, Sleeve .....	5
34	PAOZZ	02731	HS5346-001 1	• Clamp, Loop (Usbl Eff 88-0200 and Subs) .....	3
35	PAOZZ	02731	HS5346-0002	• Clamp, Loop .....	1
36	PAOZZ	02731	HS5346-0005	• Clamp, Loop .....	1
37	PAOZZ	80205	NAS1096-3-9	• Screw, Machine .....	3
38	XDOZZ	8V613	HS5773DC14NB	• Clamp, Loop A/C With MWO 1-1520-238-50-49 Incorporated .....	2
39	PAOZZ	8V613	HS5952-1	• Relay, Assembly A/C With MWO 1-1520-238-50-49 Incorporated .....	1
40	PAOZZ	02731	HS5773DC09NB	• Clamp, Loop A/C With MWO 1-1520-238-50-49 Incorporated .....	3
END OF FIGURE					



M09-1058H

Figure 508. Group 09 Wiring Installation, AFT Deck LH (Part 7)  
7-31 1B26022

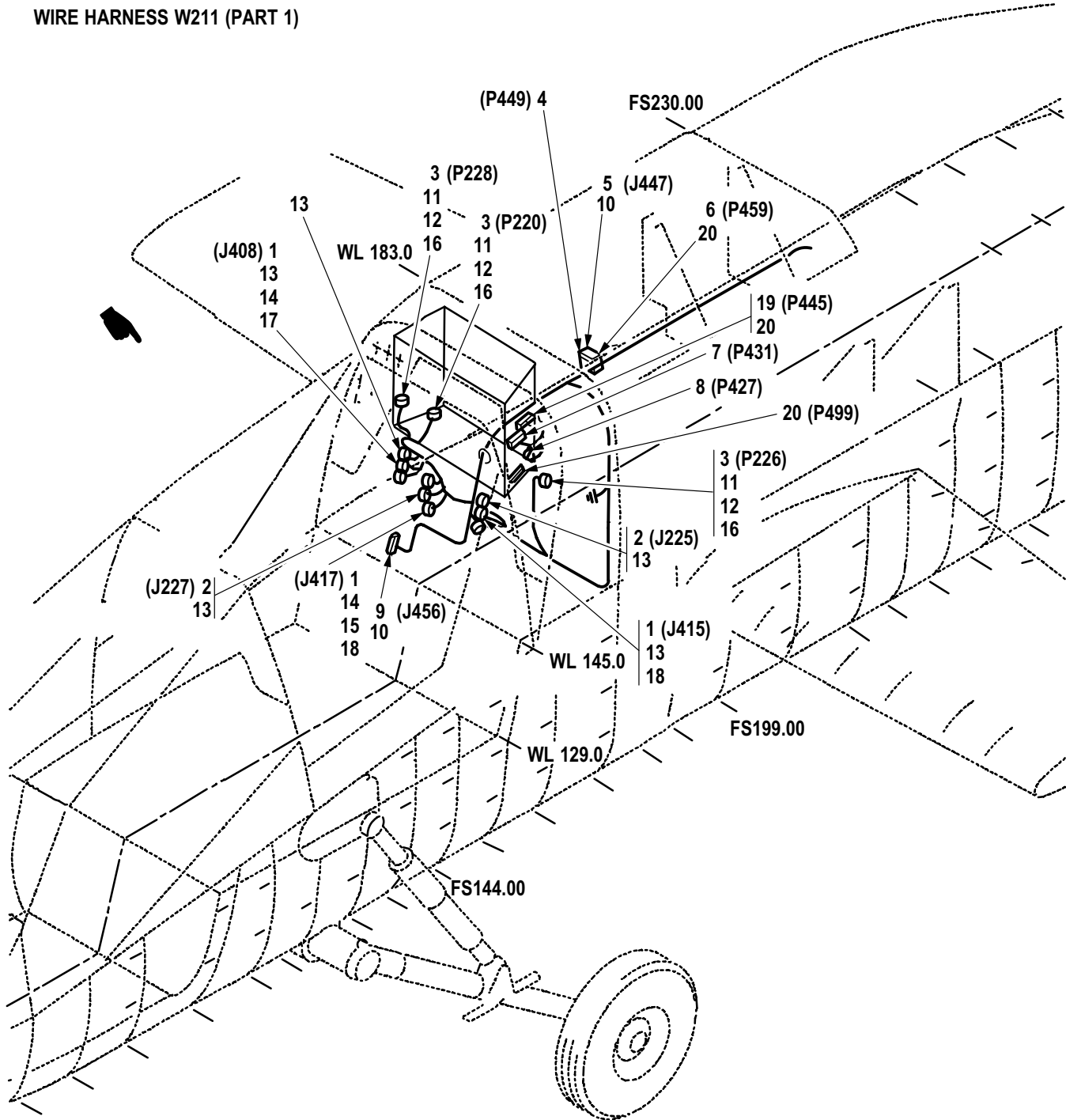


(1) ITEM NO.	(2) SMR CODE	(3) CAGE	(4) PART NUMBER	(5) DESCRIPTION AND USABLE ON CODE (UOC)	(6) QTY
				Group 09 Electrical System Fig. 508 Wiring Installation, AFT Deck LH (Part 7) 7-31 1B26022	
1	PAOZZ	80205	NAS1096-3-8	• Screw, Machine .....	12
2	PAOZZ	88044	AN960JD10L	• Washer, Flat .....	20
3	PAOZZ	80205	NAS603-9P	• Screw, Machine .....	1
4	PAOZZ	02731	HS4271-3S10	• Mounting Base, Tiedo .....	4
5	PAOZZ	02731	HS5346-0015	• Clamp, Loop .....	1
5A	PAOZZ	02731	HS5773DC16NB	• Clamp, Loop A/C With MWO 1-1520-238-50-49 Incorporated .....	2
6	PAOZZ	02731	HS5346-0004	• Clamp, Loop .....	3
7	XDOZZ	02731	HS4789-120	• Terminal Junction B .....	9
8	PAOZZ	96906	MS21083N3	• Nut, Self-Locking, He .....	9
9	PAOZZ	80205	NAS43DD3-32N	• Spacer, Sleeve .....	6
10	PAOZZ	02731	HS5346-0003	• Clamp, Loop .....	3
11	PAOZZ	80205	NAS1096-3-18	• Screw, Machine .....	4
12	PAOZZ	80205	NAS1635-04-6	• Screw, Machine .....	12
13	PAOZZ	88044	AN960JD4L	• Washer, Flat .....	16
14	PAOZZ	80205	MS21042L04	• Nut, Self-Locking, Ex .....	12
15	PAOZZ	80205	NAS1096-1-6	• Screw, Machine .....	6
16	PAOZZ	88044	AN960JD6L	• Washer, Flat .....	12
17	PAOZZ	80205	MS21042L06	• Nut, Self-Locking, Ex .....	6
18	PAOZZ	80205	NAS43DD3-8N	• Spacer, Sleeve (Usbl Eff 83-23831 and Subs) .....	2
19	PAOZZ	80205	MS21042L3	• Nut, Self-Locking, Ex .....	2
20	PAOZZ	02731	7-31 1B25051-5	• Support, Connector .....	1
21	PAOZZ	80205	NAS1096-1-17	• Screw, Machine .....	4
22	PAOZZ	80205	NAS43DD1-40	• Spacer, Sleeve .....	4
23	PAOZZ	80205	NAS1096-3-24	• Screw, Machine .....	1
24	PAOZZ	80205	NAS43DD3-64N	• Spacer, Sleeve .....	4
25	PAOZZ	02731	HS5346-0008	• Clamp, Loop .....	1
26	PAOZZ	80205	NAS1096-3-16	• Screw, Machine .....	4
27	PAOZZ	02731	7-31 1B25051-7	• Support, Connector .....	1
28	MOOZZ	02731	HS5215C118	• Rubber Strip .....	V
29	XDOZZ	02731	HS5346-0020	• Clamp, Loop .....	11
29A	PAOZZ	02731	HS5773DC22NB	• Clamp, Loop A/C With MWO 1-1520-238-50-49 Incorporated .....	2
30	PAOZZ	02731	HS5346-0022	• Clamp, Loop (Usbl Eff 88-0200 and Subs) .....	3
31	PAOZZ	02731	HS5346-0024	• Clamp, Loop (Usbl Eff 88-0200 and Subs) .....	1
32	PAOZZ	88044	AN743Z12	• Bracket, Angle .....	1
33	PAOZZ	96906	MS21266-1N	• Grommet, Nonmetallic .....	V
34	PAOZZ	96906	MS21919WH2	• Clamp, Loop .....	1
35	PAOZZ	02731	HS5346-0002	• Clamp, Loop .....	2
36	PAOZZ	80205	NAS1096-3-17	• Screw, Machine .....	4
37	PAOZZ	02731	HS5346-0012	• Clamp, Loop .....	1
38	XDOZZ	02731	HS5346-0014	• Clamp, Loop .....	2
39	PAOZZ	02731	HS5773DC10NB	• Clamp, Loop A/C With MWO 1-1520-238-50-49 Incorporated .....	2
40	PAOZZ	02731	HS5773DC02NB	• Clamp, Loop A/C With MWO 1-1520-238-50-49 Incorporated .....	2
41	PAOZZ	80205	NAS1096-3-31	• Screw, Machine A/C With MWO 1-1520-238-50-49 Incorporated .....	1

(1) ITEM NO.	(2) SMR CODE	(3) CAGE	(4) PART NUMBER	(5) DESCRIPTION AND USABLE ON CODE (UOC)	(6) QTY
42	PAOZZ	02731	HS5773DC06NB	<ul style="list-style-type: none"> <li>• Clamp, Loop A/C With MWO 1-1520-238-50-49 Incorporated . . . . .</li> </ul>	1
43	PAOZZ	80205	NAS43DD3-88N	<ul style="list-style-type: none"> <li>• Spacer, Sleeve A/C With MWO 1-1520-238-50-49 Incorporated . . . . .</li> </ul>	1
END OF FIGURE					



WIRE HARNESS W211 (PART 1)

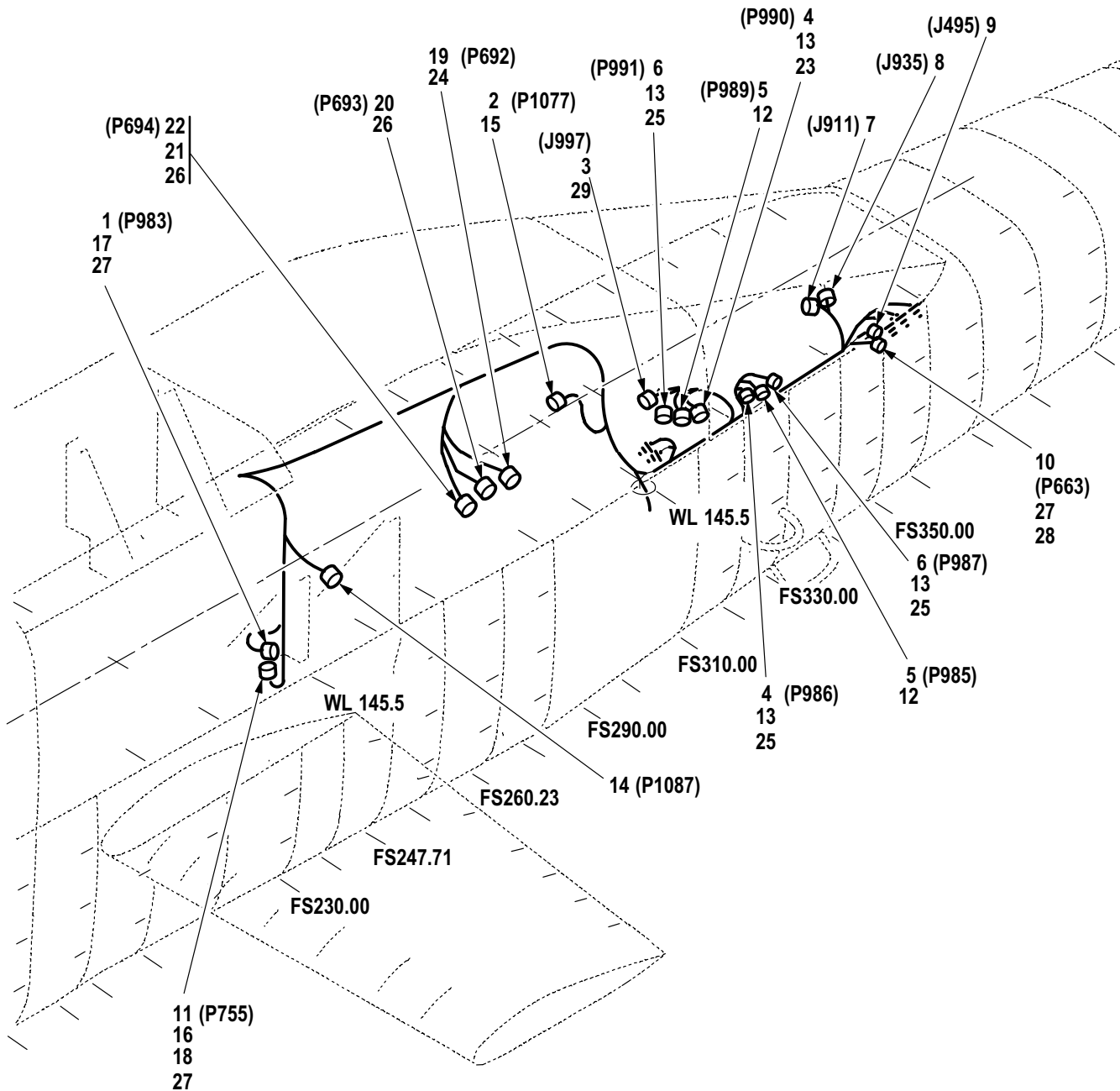


M09-1016H

Figure 509. Group 09 Wiring Harness, W211 (Part 1)  
7-31 1B24211-027 (Usbl Eff 82-23355 thru 88-0199)  
7-31 1B24211-029 (Usbl Eff 88-0200 and Subs)  
7-31 1B24211-031 A/C With MWO 1-1520-238-50-49 Incorporated

(1) ITEM NO.	(2) SMR CODE	(3) CAGE	(4) PART NUMBER	(5) DESCRIPTION AND USABLE ON CODE (UOC)	(6) QTY
				Group 09 Electrical System Fig. 509 Wiring Harness, W211 (Part 1) 7-31 1B24211-027 (Usbl Eff 82-23355 thru 88-0199) 7-31 1B24211-029 (Usbl Eff 88-0200 and Subs) 7-31 1B24211-031 A/C With MWO 1-1520-238-50-49 Incorporated	
1	XDOZZ	96906	MS27656T9B35SA	• Connector, Receptacl . . . . .	3
2	XDOZZ	96906	MS27656T9B35S	• Connector, Receptacl . . . . .	3
3	PAOZZ	81349	M83723/75W1415N	• Connector, Plug, Elec . . . . .	6
4	XDOZZ	02731	HS5239B1220W	• Connector, Receptacl . . . . .	2
5	XDOZZ	02731	HS5239A1220W	• Connector, Receptacl . . . . .	2
6	XDOZZ	02731	HS5239C1220W	• Connector, Receptacl . . . . .	2
7	XDOZZ	02731	HS5239L1220W	• Connector, Receptacl . . . . .	1
8	XDOZZ	96906	MS27467T19B11S	• Connector, Plug, Elec . . . . .	1
9	XDOZZ	02731	HS5239J2120W	• Connector, Receptacl . . . . .	1
10	PAOZZ	02731	HS5239-9220	• Connector, Receptacl (Qty 6 Usbl Eff 82-23355 thru 88-0199) . . . . .	2
11	PAOZZ	81349	M85049/31-14W	• Adapter, Cable Clamp (Qty 6 Usbl Eff 82-23355 thru 88-0199) . . . . .	3
12	PAOZZ	02731	HS5003-1409	• Adapter, Cable Clamp . . . . .	3
13	PAOZZ	02731	HS5574-01038	• Adapter, Cable Clamp . . . . .	2
14	PAOZZ	02731	HS4946-58	• Splice, Conductor (Qty 1 Usbl Eff 82-23355 thru 88-0199) . . . . .	1
15	PAOZZ	02731	HS5629Y0803	• Adapter, Cable Clamp (Usbl Eff 82-23355 thru 88-0199) . . . . .	1
16	MOOZZ	02731	HS5215E103	• Rubber Strip . . . . .	V
17	PAOZZ	02731	HS4800-122	• Terminal Junction B (Usbl Eff 82-23355 thru 88-0199) . . .	1
18	XDOZZ	02731	HS4800-220	• Terminal Junction B (Usbl Eff 82-23355 thru 88-0199) . . .	2
19	XDOZZ	02731	HS5239D1220W	• Connector, Receptacl (Usbl Eff 88-0200 and Subs) . . . . .	1
20	PAOZZ	02731	HS5239-9221	• Connector, Receptacl (Usbl Eff 82-23355 thru 88-0199) . . . . .	3
END OF FIGURE					

WIRE HARNESS W211 (PART 2)

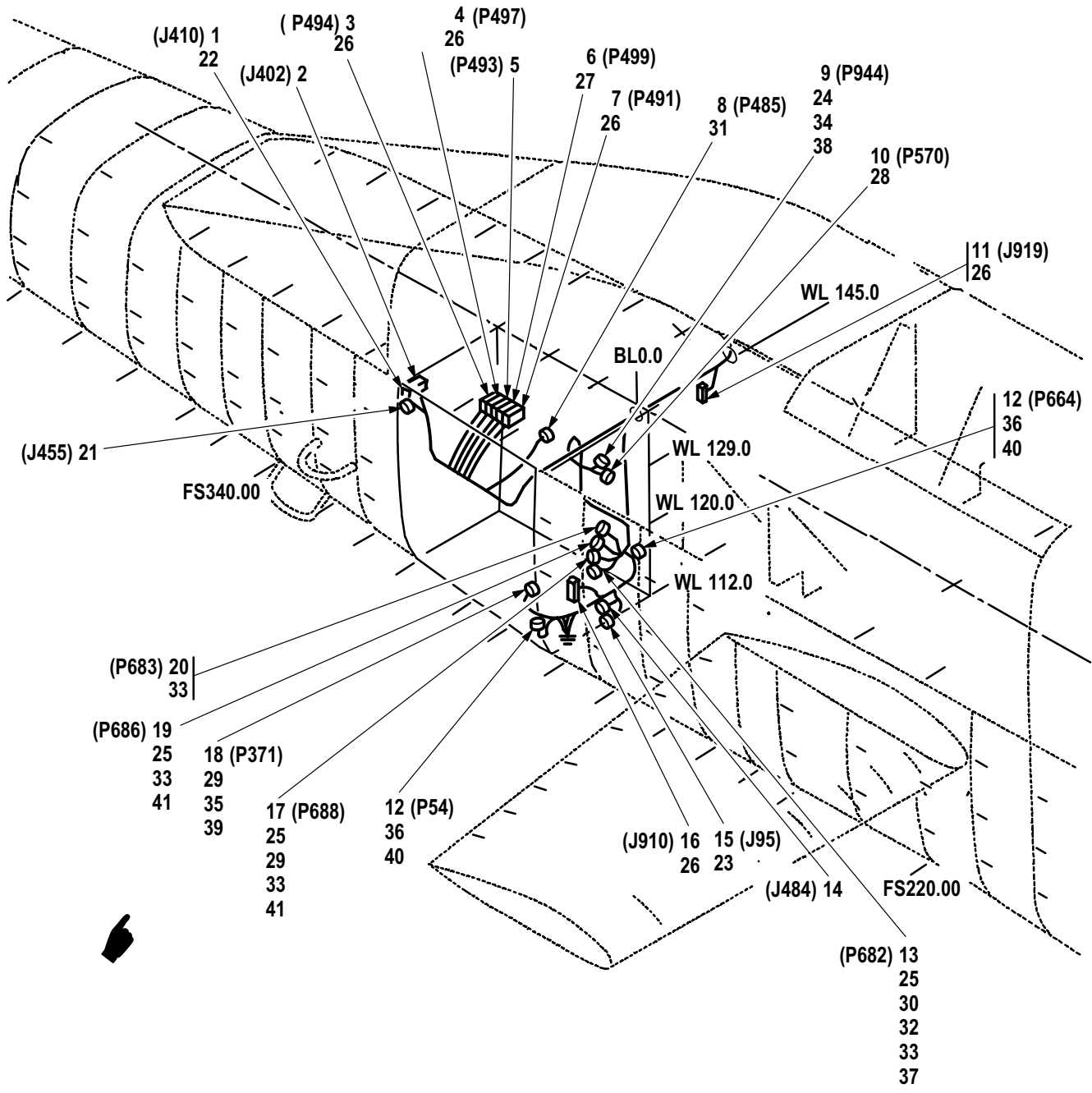


M09-1014H

Figure 510. Group 09 Wiring Harness, W211 (Part 2)  
 7-31 1B24211-027 (Usbl Eff 82-23355 thru 88-0199)  
 7-31 1B24211-029 (Usbl Eff 88-0200 and Subs)  
 7-31 1B24211-031 A/C With MWO 1-1520-238-50-49 Incorporated

(1) ITEM NO.	(2) SMR CODE	(3) CAGE	(4) PART NUMBER	(5) DESCRIPTION AND USABLE ON CODE (UOC)	(6) QTY
				Group 09 Electrical System Fig. 510 Wiring Harness, W211 (Part 2) 7-31 1B24211-027 (Usbl Eff 82-23355 thru 88-0199) 7-31 1B24211-029 (Usbl Eff 88-0200 and Subs) 7-31 1B24211-031 A/C With MWO 1-1520-238-50-49 Incorporated	
1	PAOZZ	96906	MS3476W12-10S	• Connector, Plug, Elec .....	1
2	PAOZZ	96906	MS27467T25B43S	• Connector, Plug, Elec .....	1
3	PAOZZ	96906	MS27656T11B35S	• Connector, Receptacl .....	1
4	XDOZZ	96906	MS27467T17B26S	• Connector, Plug, Elec .....	2
5	XDOZZ	96906	MS27467T15B97S	• Connector, Plug, Elec .....	2
6	XDOZZ	96906	MS27467T17B26P	• Connector, Plug, Elec .....	2
7	XDOZZ	96906	MS27656T13B4P	• Connector, Receptacl .....	1
8	XDOZZ	96906	MS27656T11B13P	• Connector, Receptacl .....	1
9	PAOZZ	02731	HS4895-1 11	• Contact, Electrical .....	2
10	PAOZZ	81349	M83723/75W1415N	• Connector, Plug, Elec .....	6
11	PAOZZ	81349	M83723/75W2041N	• Connector, Plug, Elec .....	1
12	PAOZZ	02731	HS5319-2140	• Clamp, Cable, Electri .....	2
13	PAOZZ	02731	HS5319-2160	• Clamp, Cable, Electri (Usbl Eff 88-0200 and Subs) .....	4
14	XDOZZ	02731	HS5239A1210W	• Connector, Receptacl .....	1
15	PAOZZ	02731	HS5319-2240	• Clamp, Cable, Electri .....	1
16	PAOZZ	81349	M81824/1-1	• Splice, Conductor .....	3
17	PAOZZ	81349	M85049/31-12A	• Adapter, Cable Clamp .....	1
18	PAOZZ	81349	M85049/31-20A	• Adapter, Cable Clamp .....	1
19	PAOZZ	81349	D38999/26WA98SN	• Connector, Plug, Elec (Usbl Eff 88-0200 and Subs) .....	1
20	PAOZZ	81349	D38999/26WD35PA	• Connector, Plug, Elec (Usbl Eff 88-0200 and Subs) .....	1
21	PAOZZ	02731	HS4946-58	• Splice, Conductor (Qty 1 Usbl Eff 82-23355 thru 88-0199) .....	1
22	PAOZZ	81349	D38999/26WD35PN	• Connector, Plug, Elec (Usbl Eff 88-0200 and Subs) .....	1
23	PAOZZ	02731	HS5629Y1609	• Adapter, Cable Clamp (Usbl Eff 88-0200 and Subs) .....	1
24	PAOZZ	02731	HS5083-2091	• Clamp, Cable, Electri (Usbl Eff 88-0200 and Subs) .....	1
25	PAOZZ	02731	HS5003-161 1	• Adapter, Cable Clamp (Usbl Eff 88-0200 and Subs) .....	3
26	PAOZZ	02731	HS5631Z1508	• Adapter, Connector .....	2
27	MOOZZ	02731	HS5215E103	• Rubber Strip .....	V
28	PAOZZ	81349	M85049/31-14W	• Adapter, Cable Clamp (Qty 6 Usbl Eff 82-23355 thru 88-0199) .....	3
29	PAOZZ	02731	HS5574-04058	• Adapter, Cable Clamp .....	1
END OF FIGURE					

WIRE HARNESS W211 (PART 3)



M09-1015H

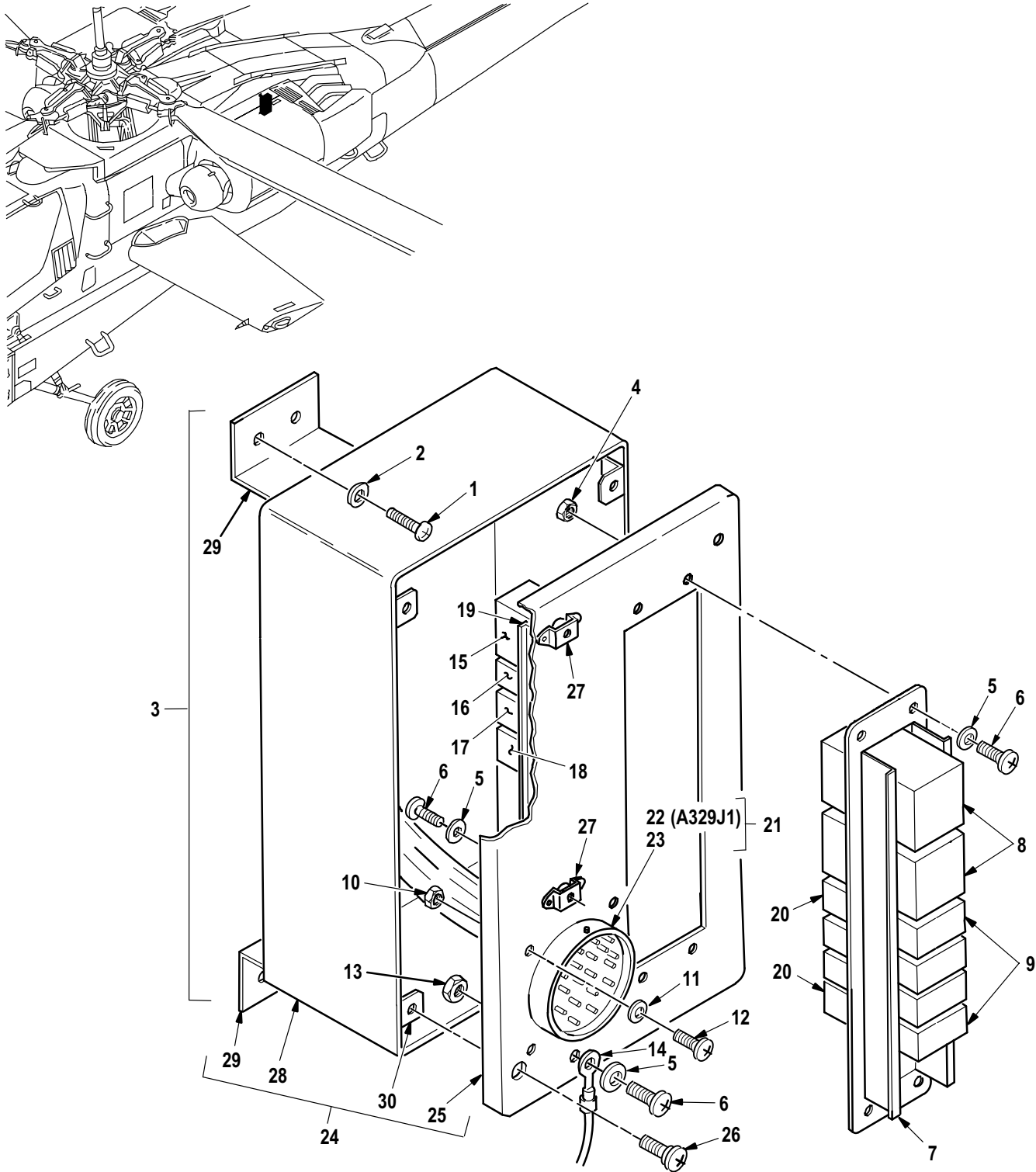
Figure 511. Group 09 Wiring Harness, W211 (Part 3)  
 7-31 1B24211-027 (Usbl Eff 82-23355 thru 88-0199)  
 7-31 1B24211-029 (Usbl Eff 88-0200 and Subs)  
 7-31 1B24211-031 A/C With MWO 1-1520-238-50-49 Incorporated



(1) ITEM NO.	(2) SMR CODE	(3) CAGE	(4) PART NUMBER	(5) DESCRIPTION AND USABLE ON CODE (UOC)	(6) QTY
				Group 09 Electrical System Fig. 511 Wiring Harness, W211 (Part 3) 7-31 1B24211-027 (Usbl Eff 82-23355 thru 88-0199) 7-31 1B24211-029 (Usbl Eff 88-0200 and Subs) 7-31 1B24211-031 A/C With MWO 1-1520-238-50-49 Incorporated	
1	XDOZZ	02731	HS5239B2120W	• Connector, Receptacl . . . . .	1
2	XDOZZ	02731	HS5239A2120W	• Connector, Receptacl . . . . .	1
3	XDOZZ	02731	HS5239D1223W	• Connector, Receptacl . . . . .	1
4	XDOZZ	02731	HS5239E1220W	• Connector, Receptacl . . . . .	1
5	XDOZZ	02731	HS5239C1220W	• Connector, Receptacl . . . . .	2
6	XDOZZ	02731	HS5239A1220W	• Connector, Receptacl . . . . .	2
7	XDOZZ	02731	HS5239B1220W	• Connector, Receptacl . . . . .	2
8	XDOZZ	96906	MS27467T23B21S	• Connector, Plug, Elec . . . . .	1
9	PAOZZ	81349	M83723/76W20416	• Connector, Plug, Elec . . . . .	1
10	PAOZZ	81349	M83723/75W1212N	• Connector, Plug, Elec . . . . .	1
11	XDOZZ	02731	HS5239D2120W	• Connector, Receptacl . . . . .	1
12	PAOZZ	81349	M83723/75W1415N	• Connector, Plug, Elec . . . . .	6
13	XDOZZ	96906	MS27467T25B35SB	• Connector, Plug, Elec . . . . .	1
14	PAOZZ	02731	HS4895-1 11	• Contact, Electrical . . . . .	2
15	XDOZZ	96906	MS27497T10B35P	• Connector, Receptacl . . . . .	1
16	XDOZZ	02731	HS5239C2120W	• Connector, Receptacl (Usbl Eff 88-0200 and Subs) . . . . .	1
17	PAOZZ	96906	MS27467T25B35S	• Connector, Plug, Elec . . . . .	1
18	XDOZZ	96906	MS27467T23B35S	• Connector, Plug, Elec . . . . .	1
19	XDOZZ	96906	MS27467T25B35SA	• Connector, Plug, Elec . . . . .	1
20	XDOZZ	96906	MS27467T25B35SC	• Connector, Plug, Elec . . . . .	1
21	PAOZZ	96906	MS27656T25B24P	• Connector, Receptacl . . . . .	1
22	PAOZZ	81349	M83519/2-7	• Splice, Conductor . . . . .	2
23	PAOZZ	02731	HS4786-228	• Ferrule, Metallic Sh . . . . .	2
24	PAOZZ	81349	M83519/1-3	• Splice, Conductor . . . . .	1
25	PAOZZ	02731	HS4946-58	• Splice, Conductor (Qty 1 Usbl Eff 82-23355 thru 88-0199) . . . . .	1
26	PAOZZ	02731	HS5239-9220	• Connector, Receptacl (Qty 6 Usbl Eff 82-23355 thru 88-0199) . . . . .	6
27	PAOZZ	02731	HS5239-9221	• Connector, Receptacl (Usbl Eff 82-23355 thru 88-0199) . . . . .	1
28	PAOZZ	02731	HS5319-1 120	• Clamp, Cable, Electri . . . . .	1
29	PAOZZ	96906	MS35275-247	• Screw, Machine (Usbl Eff 82-23355 thru 88-0199) . . . . .	4
30	PAOZZ	81349	M81824/1-1	• Splice, Conductor . . . . .	3
31	PAOZZ	81343	M81824/1-2	• Splice, Conductor . . . . .	5
32	PAOZZ	81349	M81824/1-3	• Splice, Conductor . . . . .	1
33	PAOZZ	02731	HS5003-31 18	• Adapter, Cable Clamp (Usbl Eff 88-0200 and Subs) . . . . .	4
34	PAOZZ	02731	HS5574-21 138	• Adapter, Cable Clamp (Usbl Eff 88-0200 and Subs) . . . . .	1
35	PAOZZ	02731	HS5003-2816	• Adapter, Cable Clamp (Usbl Eff 88-0200 and Subs) . . . . .	1
36	MOOZZ	02731	HS5215E103	• Rubber Strip . . . . .	V
37	PAOZZ	02731	HS4946-59	• Splice, Conductor (Qty 1 Usbl Eff 82-23355 thru 88-0199) . . . . .	1
38	PAOZZ	02731	HS5319-1200	• Clamp, Cable, Electri (Usbl Eff 82-23355 thru 88-0199) . . . . .	1
39	PAOZZ	02731	HS5319-2220	• Clamp, Cable, Electri (Usbl Eff 82-23355 thru 88-0199) . . . . .	1

(1) ITEM NO.	(2) SMR CODE	(3) CAGE	(4) PART NUMBER	(5) DESCRIPTION AND USABLE ON CODE (UOC)	(6) QTY
40	PAOZZ	81349	M85049/31-14W	<ul style="list-style-type: none"> <li>• Adapter, Cable Clamp (Qty 6 Usbl Eff 82-23355 thru 88-0199) .....</li> </ul>	3
41	PAOZZ	81349	M85049/49-2-24W	<ul style="list-style-type: none"> <li>• Clamp, Cable, Electri (Usbl Eff 82-23355 thru 88-0199) .....</li> </ul> <p style="text-align: center;">END OF FIGURE</p>	2



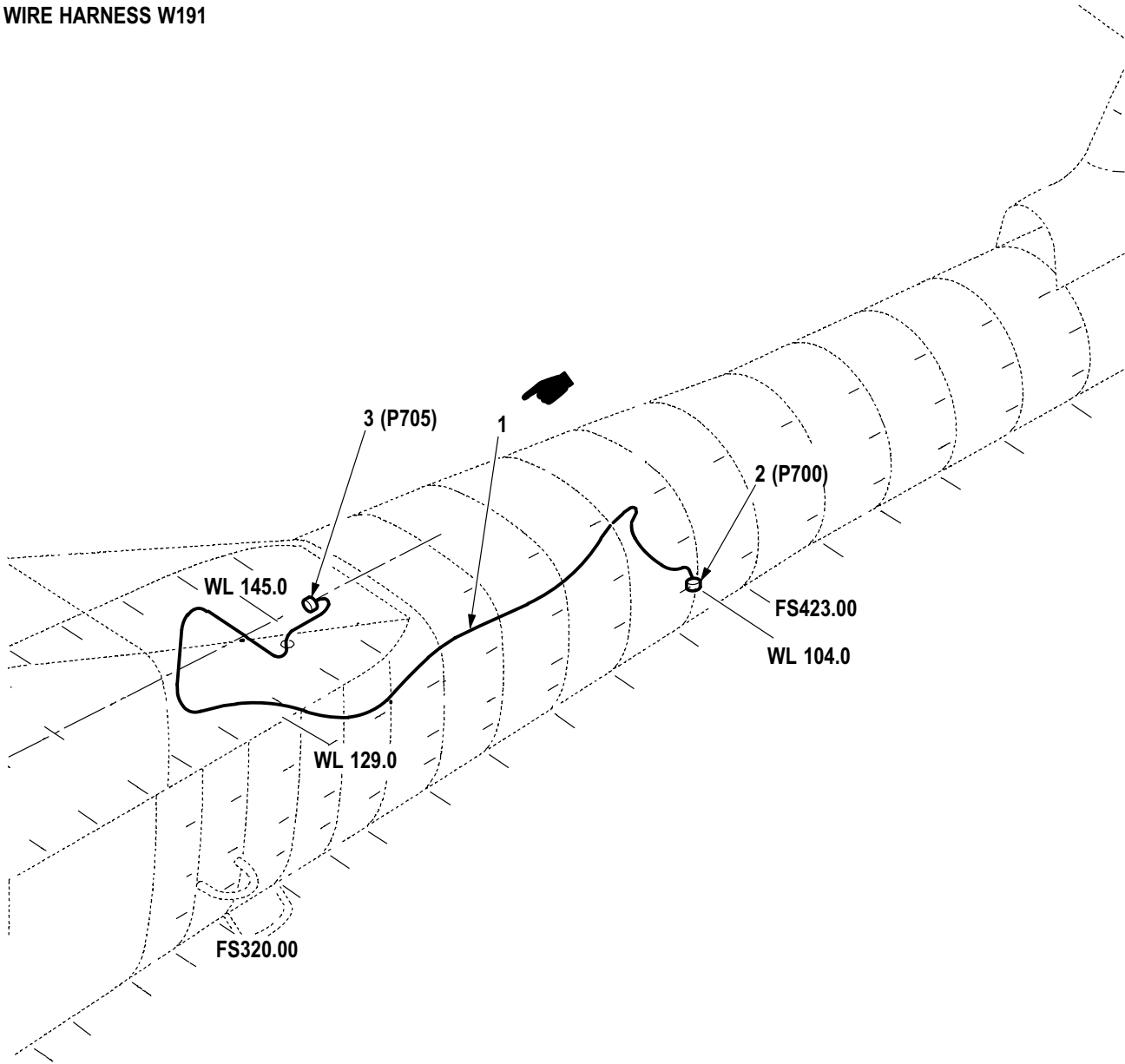


M09-900C

Figure 512. Group 09 Relay Box Installation, Stabilator  
7-31 1B25136

(1) ITEM NO.	(2) SMR CODE	(3) CAGE	(4) PART NUMBER	(5) DESCRIPTION AND USABLE ON CODE (UOC)	(6) QTY
				Group 09 Electrical System Fig. 512 Relay Box Installation, Stabilator 7-31 1B25136	
1	PAOZZ	80205	NAS603-8P	• Screw, Machine .....	4
2	PAOZZ	88044	AN960JD10L	• Washer, Flat .....	4
3	PAOOO	02731	7-31 1B25132	• Relay Assembly .....	1
4	PAOZZ	80205	MS21042-3	•• Nut, Self-Locking, Ex .....	4
5	PAOZZ	88044	AN960JD10L	•• Washer, Flat .....	8
6	PAOZZ	80205	NAS603-7P	•• Screw, Machine .....	6
7	PAOZZ	02731	HS4785-310	•• Retainer, Socket, Plu .....	1
8	PAOZZ	02731	HS4228-1 101	•• Relay, Electromagnet .....	2
9	PAOZZ	02731	HS4235-1 101	•• Relay, Electromagnet .....	4
10	PAOZZ	80205	MS21042L06	•• Nut, Self-Locking, Ex .....	4
11	PAOZZ	88044	AN960JD6L	•• Washer, Flat .....	4
12	PAOZZ	80205	NAS601-7P	•• Screw, Machine .....	4
13	PAOZZ	80205	MS21042L3	•• Nut, Self-Locking, Ex .....	2
14	PAOZZ	81349	M83413/8-A10BB	•• Lead, Electrical .....	1
15	PAOZZ	02731	HS4790-03	•• Semiconductor Devic .....	1
16	PAOZZ	26512	GM812A2	•• Terminal Junction B .....	1
17	PAOZZ	11139	CTJ116E01D-6162	•• Terminal Junction B .....	1
18	XDOZZ	02731	HS4737-1602	•• Terminal Junction B .....	1
19	PAOZZ	02731	HS4778-310	•• Rack, Electronic Jun .....	1
20	PAOZZ	02731	HS4791-1	•• Terminal Junction B .....	4
21	XDOOO	02731	7-31 1B24651-005	•• Wire Harness W651 .....	1
22	PAOZZ	96906	MS27656T25B43P	••• Connector, Receptacl .....	1
23	PAOZZ	81349	M83519/2-8	••• Splice, Conductor .....	1
24	PAOOO	02731	7-31 1B25106	•• Relay, Solid State .....	1
25	PAOOO	02731	7-31 1B25106-7	••• Cover Assy, Relay Bo .....	1
26	PAOZZ	02731	HS4103-10A3	•••• Screw Assembly, Pane .....	4
27	PAOZZ	80205	MS21075L3E	•••• Nut, Self-Locking, Pl .....	2
28	PAOOO	02731	7-31 1B25106-3	••• Housing, Relay Box .....	1
29	XDOZZ	02731	7-31 1B25106-1 1	•••• Bracket, Double Angl .....	2
30	PAOZZ	02731	HS4177-3	•••• Shield, Expansion .....	4
				END OF FIGURE	

WIRE HARNESS W191



M09-1029C

Figure 513. Group 09 Wiring Harness, W191

(1) ITEM NO.	(2) SMR CODE	(3) CAGE	(4) PART NUMBER	(5) DESCRIPTION AND USABLE ON CODE (UOC)	(6) QTY
1	PAOOO	02731	7-31 1B24191-003	Group 09 Electrical System Fig. 513 Wiring Harness, W191	1
2	PAOZZ	81349	M39012/55-3026	• Wire Harness, Electr .....	1
3	PAOZZ	81349	M39012/26-0103	•• Connector, Plug, Elec .....	1
END OF FIGURE					

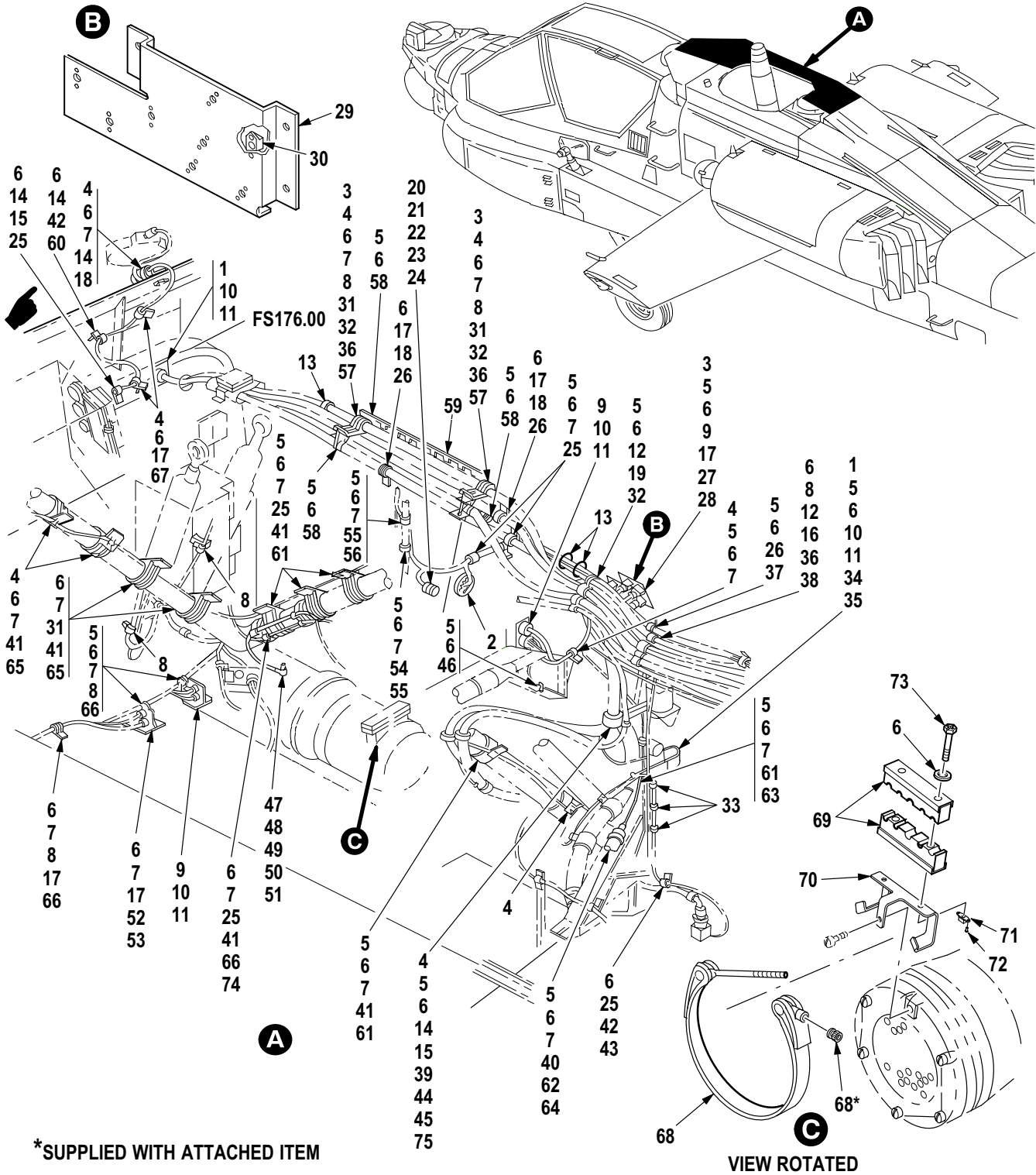


Figure 514. Group 09 Wiring Installation, AFT Deck RH (Part 1)  
7-31 1B26021



(1) ITEM NO.	(2) SMR CODE	(3) CAGE	(4) PART NUMBER	(5) DESCRIPTION AND USABLE ON CODE (UOC)	(6) QTY
				Group 09 Electrical System Fig. 514 Wiring Installation, AFT Deck RH (Part 1) 7-31 1B26021	
1	PAOZZ	96906	MS51957-17	• Screw, Machine .....	2
2	PAOZZ	96906	MS21266-1N	• Grommet, Nonmetallic .....	1
3	PAOZZ	80205	NAS43DD3-24N	• Spacer, Sleeve .....	5
4	PAOZZ	02731	HS5346-0004	• Clamp, Loop .....	9
5	PAOZZ	80205	NAS1096-3-8	• Screw, Machine .....	22
6	PAOZZ	88044	AN960JD10L	• Washer, Flat .....	44
7	PAOZZ	80205	MS21042L3	• Nut, Self-Locking, Ex .....	23
8	PAOZZ	02731	HS5346-0008	• Clamp, Loop (Qty 7 Usbl Eff 82-23355 thru 88-0199) .....	7
9	PAOZZ	80205	NAS600-8P	• Screw, Machine (Usbl Eff 82-23355 thru 85-25476) .....	3
10	PAOZZ	88044	AN960JD4L	• Washer, Flat .....	4
11	PAOZZ	80205	MS21042-04	• Nut, Self-Locking, Ex .....	4
12	PAOZZ	02731	HS5346-0006	• Clamp, Loop .....	3
13	MOOZZ	02731	HS5215C118	• Rubber Strip .....	V
14	PAOZZ	80205	NAS1096-3-24	• Screw, Machine .....	1
15	PAOZZ	80205	NAS43DD3-64N	• Spacer, Sleeve .....	2
16	PAOZZ	80205	NAS1096-3-36	• Screw, Machine .....	2
17	PAOZZ	80205	NAS1096-3-12	• Screw, Machine .....	7
18	PAOZZ	80205	NAS43DD3-16	• Spacer, Sleeve .....	3
19	PAOZZ	02731	HS5346-0010	• Clamp, Loop .....	2
20	PAOZZ	80205	NAS601-8P	• Screw, Machine .....	1
21	PAOZZ	88044	AN960JD6L	• Washer, Flat .....	1
22	PAOZZ	96906	MS35338-136	• Washer, Lock .....	1
23	PAOZZ	80205	MS21042-06	• Nut, Self-Locking, Ex .....	1
24	PAOZZ	02731	HS5098-1430	• Dummy Connector, Rec .....	1
25	PAOZZ	02731	HS5346-0003	• Clamp, Loop .....	10
26	PAOZZ	81349	M85052/1-10	• Clamp, Loop (Usbl Eff 82-23355 thru 90-0447) .....	3
27	PAOZZ	80205	NAS620A4L	• Washer, Flat .....	8
28	PAOZZ	02731	7-31 1F00004	• Data Link, Multiplex .....	1
29	PAOOO	02731	7-21 1B25055-13	• Bracket, Term Unit .....	1
30	PAOZZ	96906	MS21075L04E	• Nut, Self-Locking, Pl .....	8
31	PAOZZ	02731	HS5346-0007	• Clamp, Loop .....	5
31	PAOZZ	02731	HS5773DC09NB	• Clamp, Loop A/C With MWO 1-1520-238-50-49 Incorporated .....	5
32	XDOZZ	02731	HS5346-0024	• Clamp, Loop .....	3
32	PAOZZ	02731	HS5346-0026	• Clamp, Loop A/C With MWO 1-1520-238-50-40 Incorporated .....	3
32	PAOZZ	02731	HS5773DC26NB	• Clamp, Loop A/C With MWO 1-1520-238-50-49 Incorporated .....	1
33	PAOZZ	96906	MS21919WH2	• Clamp, Loop .....	3
34	PAOOO	02731	7-31 1B25082-1 1	• Bracket, Double Angl .....	1
35	PAOZZ	02731	HS4592-1D6-6	• Bracket, Angle .....	1
36	PAOZZ	80205	NAS43DD3-106N	• Spacer, Sleeve .....	2
37	PAOZZ	02731	HS5346-0018	• Clamp, Loop .....	1
37	PAOZZ	02731	HS5773DC19NB	• Clamp, Loop A/C With MWO 1-1520-239-50-49 Incorporated .....	1
38	PAOZZ	02731	HS5346-0005	• Clamp, Loop .....	1
38	PAOZZ	81349	M85052/1-20	• Clamp, Loop A/C With MWO 1-1520-238-50-40 Incorporated .....	1

(1) ITEM NO.	(2) SMR CODE	(3) CAGE	(4) PART NUMBER	(5) DESCRIPTION AND USABLE ON CODE (UOC)	(6) QTY
39	PAOZZ	81349	M85052/1-15	• Clamp, Loop A/C With MWO 1-1520-238-50-40 Incorporated . . . . .	1
39	XDOZZ	02731	HS5346-0014	• Clamp, Loop . . . . .	1
40	PAOZZ	02731	7-31 1650007	• Sensing Element, Fir . . . . .	1
41	PAOZZ	96906	MS21919WDG24	• Clamp, Loop . . . . .	11
42	PAOZZ	80205	NAS43DD3-32N	• Spacer, Sleeve . . . . .	2
43	PAOZZ	80205	NAS603-16P	• Screw, Machine . . . . .	1
44	PAOOO	02731	7-21 1B25064	• Bracket, Wiring Harn . . . . .	1
45	PAOZZ	96906	MS21073L3	• Nut, Self-Locking, PI . . . . .	1
46	XDOZZ	96906	MS25083-2AB6	• Lead, Electrical . . . . .	1
47	PAOZZ	80205	NAS1635-6-16	• Screw, Machine . . . . .	1
48	PAOZZ	88044	AN960JD616L	• Washer, Flat . . . . .	1
49	PAOZZ	96906	MS35338-141	• Washer, Lock . . . . .	1
50	PAOZZ	96906	MS21042-6	• Nut, Self-Locking, Ex . . . . .	1
51	PAOZZ	96906	MS25082-6	• Nut, Plain, Hexagon . . . . .	1
52	PAOZZ	96906	MS35338-138	• Washer, Lock . . . . .	1
53	PAOZZ	96906	MS25082-12	• Nut, Plain, Hexago . . . . .	1
54	PAOZZ	81349	M85052/1-18	• Clamp, Loop . . . . .	1
55	PAOZZ	02731	HS5346-0002	• Clamp, Loop . . . . .	2
56	PAOZZ	81349	M85052/1-16	• Clamp, Loop . . . . .	1
57	PAOZZ	80205	NAS1096-3-44	• Screw, Machine . . . . .	1
58	PAOZZ	02731	7-31 1B25114	• Bracket, Electrical . . . . .	2
59	PAOZZ	96906	MS21266-3N	• Grommet, Nonmetallic . . . . .	1
60	PAOZZ	81349	M85052/1-3	• Clamp, Loop . . . . .	1
61	PAOZZ	02731	HS5530-0003	• Clip, Spring Tension . . . . .	5
62	PAOZZ	96906	MS21333-13	• Clamp, Loop . . . . .	1
63	PAOZZ	96906	MS21919WDF26	• Clamp, Loop . . . . .	1
64	PAOZZ	80205	NAS43HT3-24	• Spacer, Sleeve (Usbl Eff 82-23355 thru 85-25476) . . . . .	1
65	PAOZZ	80205	NAS1096-3-10	• Screw, Machine . . . . .	5
66	PAOZZ	81349	M85052/1-12	• Clamp, Loop (Usbl Eff 88-0200 and Subs) . . . . .	5
67	PAOZZ	80205	NAS43DD3-36	• Spacer, Sleeve . . . . .	2
68	PAOZZ	96906	MS21920-61R	• Clamp, Hose . . . . .	1
69	PAOZZ	8V613	7-31 1B25009-1	• Clamp, Block . . . . .	1
70	MOOOO	8V613	7-31 1B25012-1	• Bracket, Wire Clamp . . . . .	1
71	PAOZZ	96906	MS21075-L3	• Nut, Self-Locking, PI . . . . .	1
72	PAOZZ	53551	AF1241-3-7	• Rivet, Blind . . . . .	1
73	PAOZZ	80205	NAS1096-3-28	• Screw, Machine . . . . .	2
74	PAOZZ	8V613	HS5677-2	• Clamp, Loop . . . . .	2
75	PAOZZ	02731	HS5773DC07NB	• Clamp, Loop A/C With MWO 1-1520-238-50-49 Incorporated . . . . .	1
END OF FIGURE					

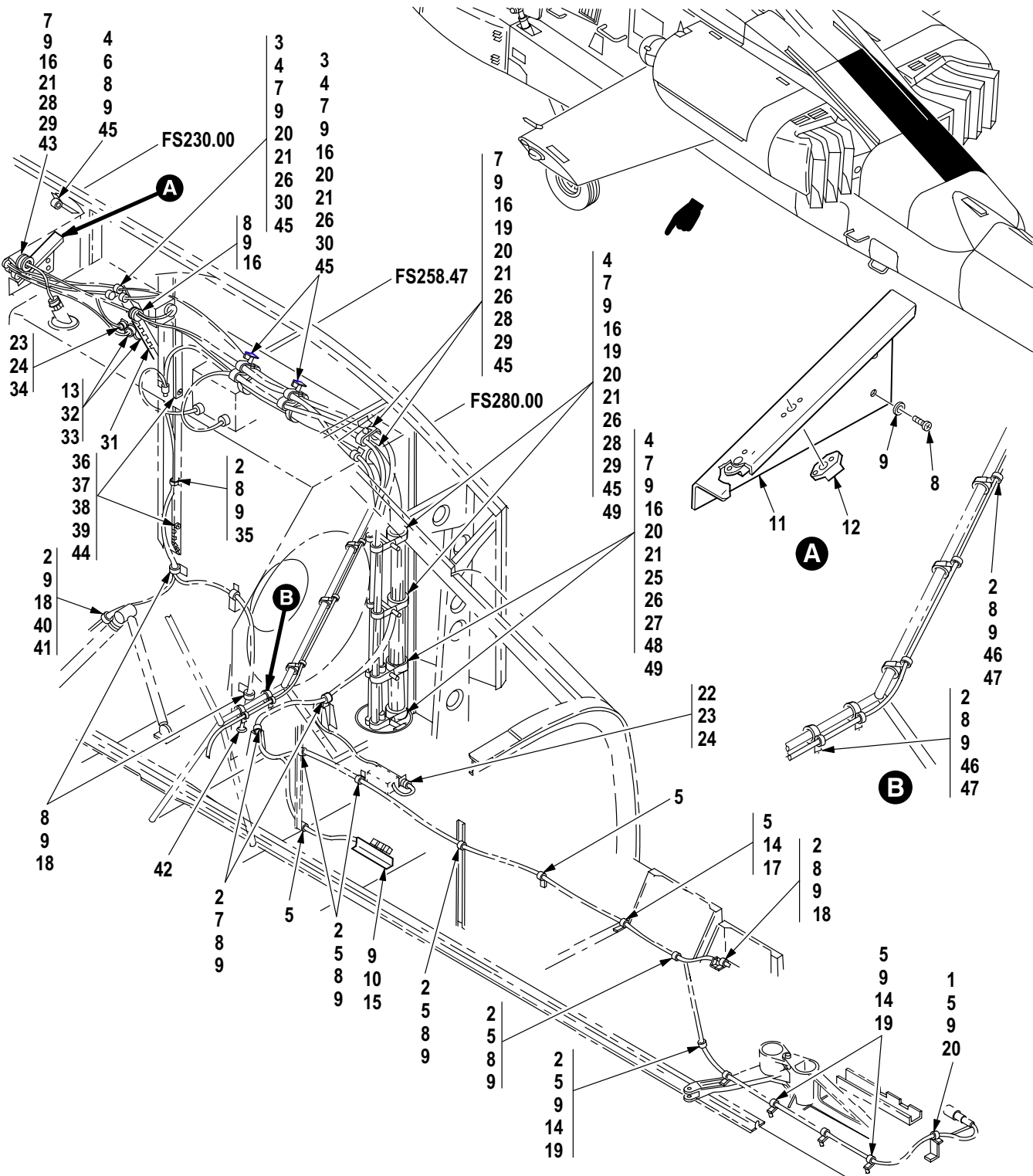




(1) ITEM NO.	(2) SMR CODE	(3) CAGE	(4) PART NUMBER	(5) DESCRIPTION AND USABLE ON CODE (UOC)	(6) QTY
				Group 09 Electrical System Fig. 515 Wiring Installation, AFT Deck RH (Part 2) 7-31 1B26021	
1	PAOZZ	80205	NAS1096-3-8	• Screw, Machine .....	5
2	PAOZZ	88044	AN960JD10L	• Washer, Flat .....	24
3	XDOOO	02731	7-31 1B25135-13	• Bracket, Electrical .....	1
4	XAOZZ	02731	7-31 1B25135-3	•• Bracket .....	1
5	MFOZZ	02731	HS162-0424	•• Seal, Nonmetallic Sp .....	2
6	PAOZZ	96906	MS35649-262	•• Nut, Plain, Hexagon .....	1
7	PAOZZ	96906	MS35338-136	•• Washer, Lock .....	1
8	PAOZZ	88044	AN960JD6	•• Washer, Flat .....	1
9	PAOZZ	96906	MS24693-C40	•• Screw, Machine .....	1
10	PAOZZ	80205	MS21042-06	• Nut, Self-Locking, Ex .....	1
11	PAOZZ	88044	AN960JD6L	• Washer, Flat .....	1
12	PAOZZ	80205	MS21042L3	• Nut, Self-Locking, Ex .....	6
13	PAOZZ	02731	HS4789-212	• Terminal Junction B .....	1
14	PAOZZ	96906	MS21083N3	• Nut, Self-Locking, He .....	8
15	PAOZZ	02731	HS5346-0003	• Clamp, Loop .....	1
16	PAOZZ	80205	NAS1635-6-16	• Screw, Machine .....	1
17	PAOZZ	88044	AN960JD616L	• Washer, Flat .....	1
18	PAOZZ	96906	MS35338-141	• Washer, Lock .....	1
19	PAOZZ	96906	MS21042-6	• Nut, Self-Locking, Ex .....	1
20	PAOZZ	96906	MS21919WDG24	• Clamp, Loop .....	2
21	PAOZZ	80205	NAS603-9P	• Screw, Machine .....	2
22	PAOZZ	02731	HS4271-3S10	• Mounting Base, Tiedo .....	2
23	PAOZZ	11139	CTJ716E01D-6144	• Terminal Junction B .....	2
24	XDOZZ	02731	HS4789-120	• Terminal Junction B .....	4
25	PAOZZ	80205	NAS1096-3-12	• Screw, Machine .....	5
26	PAOZZ	80205	NAS43DD3-16	• Spacer, Sleeve .....	4
27	PAOZZ	02731	HS5346-0004	• Clamp, Loop .....	5
28	PAOZZ	81349	M85052/1-10	• Clamp, Loop .....	1
29	PAOOO	02731	7-31 1B25104	• Support, Wiring Harn .....	1
30	PAOZZ	02731	HS4153-02	•• Nut, Self-Locking, Pl .....	1
31	MFOZZ	02731	HS162-0304	•• Seal, Extruded .....	1
32	PAOZZ	80205	NAS1096-3-16	• Screw, Machine .....	1
33	PAOZZ	80205	NAS43DD3-30N	• Spacer, Sleeve .....	1
34	XDOZZ	02731	HS5346-0014	• Clamp, Loop .....	1
35	PAOZZ	80205	NAS43DD3-14	• Spacer, Sleeve .....	3
36	PAOZZ	02731	HS5346-0006	• Clamp, Loop .....	18
36	PAOZZ	02731	HS5773DC08NB	• Clamp, Loop A/C With MWO 1-1520-238-50-49 Incorporated .....	1
37	PAOZZ	80205	NAS1096-3-24	• Screw, Machine .....	2
38	PAOZZ	80205	NAS43DD3-64N	• Spacer, Sleeve .....	2
39	PAOZZ	96906	MS25082-6	• Nut, Plain, Hexagon .....	1
40	PAOZZ	80205	NAS43DD3-24N	• Spacer, Sleeve .....	9
41	PAOZZ	96906	MS35489-6	• Grommet, Nonmetallic .....	1
42	PAOZZ	8V613	HS5677-1	• Clamp, Loop .....	2
43	PAOZZ	80205	NAS1096-3-14	• Screw, Machine .....	3
44	PAOZZ	88044	AN960JD4L	• Washer, Flat .....	1
45	PAOZZ	80205	MS21042-04	• Nut, Self-Locking, Ex .....	1
46	PAOZZ	80205	NAS600-6P	• Screw, Machine .....	1

(1) ITEM NO.	(2) SMR CODE	(3) CAGE	(4) PART NUMBER	(5) DESCRIPTION AND USABLE ON CODE (UOC)	(6) QTY
47	PAOZZ	80205	NAS1096-3-30	• Screw, Machine .....	1
48	PAOZZ	02731	HS5346-0009	• Clamp, Loop .....	1
49	PAOZZ	80205	NAS43DD3-56	• Spacer, Sleeve .....	1
50	PAOZZ	02731	HS5346-0012	• Clamp, Loop .....	1
51	PAOZZ	80205	NAS1096-3-32	• Screw, Machine .....	1
52	PAOZZ	80205	NAS42DD3-96N	• Spacer, Sleeve .....	1
53	PAOZZ	96906	MS35489-13S	• Grommet, Nonmetallic .....	1
54	PAOZZ	96906	MS35489-16	• Grommet, Nonmetallic .....	1
55	PAOZZ	02731	HS5608-27S	• Grommet, Nonmetallic .....	1
56	MOOZZ	02731	HS5215C118	• Rubber Strip .....	V
57	PAOZZ	81349	M85052/1-15	• Clamp, Loop	
				A/C With MWO 1-1520-238-50-40 Incorporated .....	2
58	PAOZZ	02731	HS5773DC05NB	• Clamp, Cushioned L	
				A/C With MWO 1-1520-238-50-49 Incorporated .....	2
END OF FIGURE					





M09-1101F

Figure 516. Group 09 Wiring Installation, AFT Deck RH (Part 3)  
7-31 1B26021

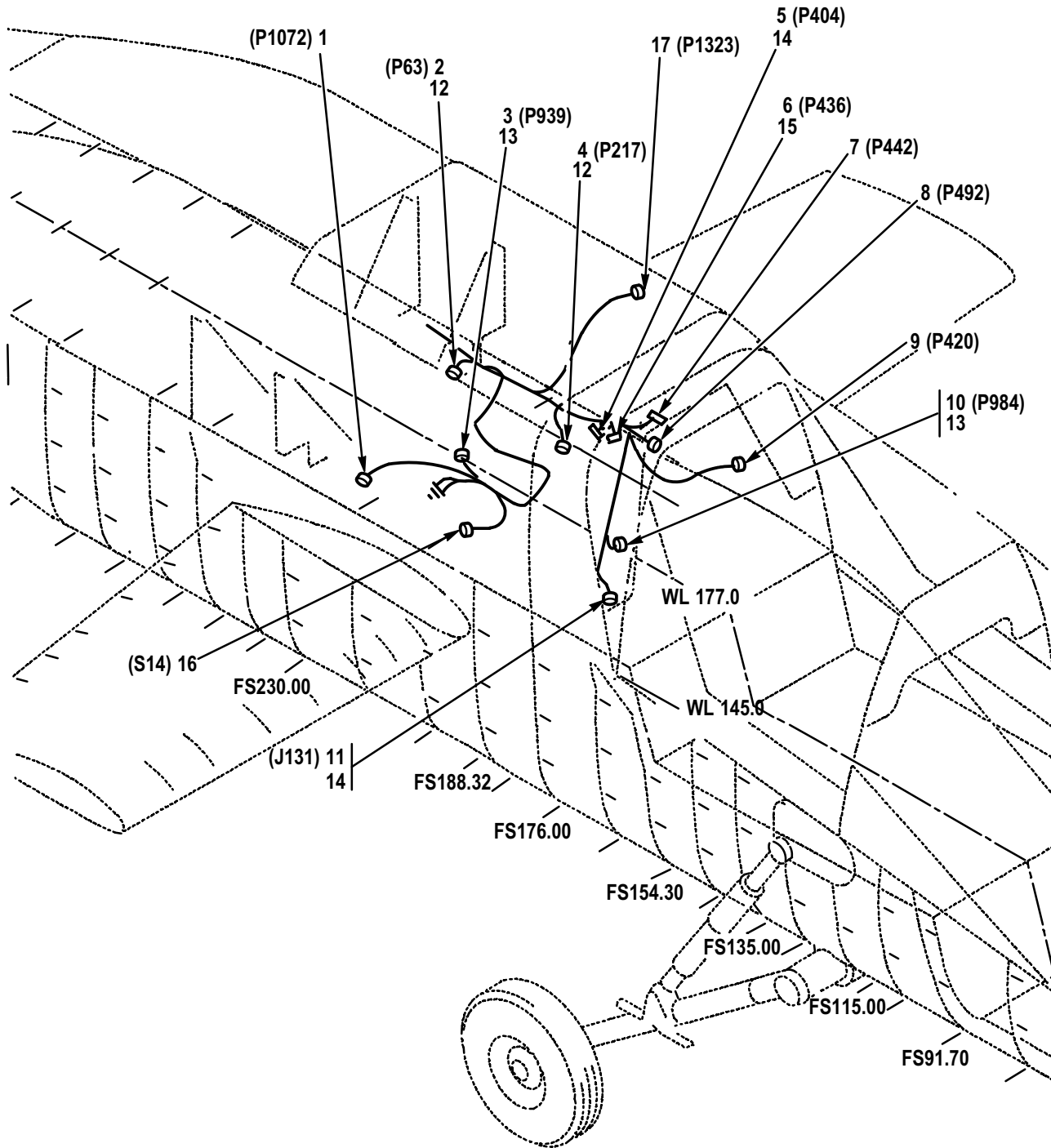


(1) ITEM NO.	(2) SMR CODE	(3) CAGE	(4) PART NUMBER	(5) DESCRIPTION AND USABLE ON CODE (UOC)	(6) QTY
				Group 09 Electrical System Fig. 516 Wiring Installation, AFT Deck RH (Part 3) 7-31 1B26021	
1	PAOZZ	80205	NAS1096-3-10	• Screw, Machine .....	1
2	PAOZZ	80205	MS21042L3	• Nut, Self-Locking, Ex .....	10
3	PAOZZ	80205	NAS43DD3-48	• Spacer, Sleeve .....	3
4	PAOZZ	81349	M85052/1-12	• Clamp, Loop (Usbl Eff 90-0448 and Subs) .....	4
5	PAOZZ	02731	HS5346-0004	• Clamp, Loop .....	12
6	PAOZZ	81349	M85052/1-10	• Clamp, Loop (Usbl Eff 82-23355 thru 90-0447) .....	1
7	PAOZZ	02731	HS5346-0006	• Clamp, Loop .....	18
8	PAOZZ	80205	NAS1096-3-8	• Screw, Machine .....	20
9	PAOZZ	88044	AN960JD10L	• Washer, Flat .....	30
10	XDOZZ	02731	HS4789-120	• Terminal Junction B .....	1
11	XDOZZ	02731	7-31 1B25140	• Bracket, Wiring Harn .....	1
12	PAOZZ	80205	MS21075L3E	• Nut, Self-Locking, Pl .....	1
13	PAOZZ	88044	AN960JD6L	• Washer, Flat .....	2
14	PAOZZ	80205	NAS43DD3-32N	• Spacer, Sleeve .....	4
15	PAOZZ	96906	MS21083N3	• Nut, Self-Locking, He .....	1
16	PAOZZ	02731	HS5346-0018	• Clamp, Loop .....	7
16	PAOZZ	02731	HS5773DC20NB	• Clamp, Loop A/C With MWO 1-1520-238-50-49 Incorporated .....	7
17	PAOZZ	80205	NAS623-3-12	• Screw, Machine .....	1
18	PAOZZ	02731	HS5346-0002	• Clamp, Loop .....	4
19	PAOZZ	80205	NAS1096-3-12	• Screw, Machine .....	5
20	PAOZZ	80205	NAS43DD3-16	• Spacer, Sleeve .....	9
21	PAOZZ	02731	HS5346-0009	• Clamp, Loop .....	9
22	PAOZZ	96906	MS51957-17	• Screw, Machine .....	1
23	PAOZZ	88044	AN960JD4L	• Washer, Flat .....	8
24	PAOZZ	80205	MS21042-04	• Nut, Self-Locking, Ex .....	2
25	PAOZZ	80205	NAS1096-3-36	• Screw, Machine .....	4
26	PAOZZ	02731	HS5773DC08NB	• Clamp, Loop A/C With MWO 1-1520-238-50-49 Incorporated .....	2
26	PAOZZ	81349	M85052/1-8	• Clamp, Loop (Usbl Eff 82-23355 thru 90-0447) .....	8
27	PAOZZ	02731	HS5346-0016	• Clamp, Loop .....	2
28	PAOZZ	80205	NAS43DD3-106N	• Spacer, Sleeve .....	2
29	PAOZZ	80205	NAS1096-3-38	• Screw, Machine .....	2
30	PAOZZ	80205	NAS1096-3-28	• Screw, Machine .....	3
31	PAOZZ	96906	MS21266-1N	• Grommet, Nonmetallic .....	1
32	PAOZZ	80205	NAS1096-1-6	• Screw, Machine .....	2
33	PAOZZ	80205	MS21042L06	• Nut, Self-Locking, Ex .....	2
34	PAOZZ	80205	NAS600-6P	• Screw, Machine .....	1
35	PAOZZ	02731	HS5346-0003	• Clamp, Loop .....	1
36	PAOZZ	80205	NAS1096-2-8	• Screw, Machine .....	2
37	PAOZZ	02731	HS4271-2S8	• Mounting Base, Tiedo .....	2
38	PAOZZ	88044	AN960JD8L	• Washer, Flat .....	2
39	PAOZZ	96906	MS21042L08	• Nut, Self-Locking, Ex .....	2
40	PAOZZ	80205	NAS1096-3-6	• Screw, Machine .....	1
41	PAOZZ	96906	MS21919WDG14	• Clamp, Loop .....	1
42	PAOZZ	96906	MS35489-1 1	• Grommet, Nonmetallic .....	1
43	PAOZZ	02731	HS5346-0005	• Clamp, Loop .....	1
44	PAOZZ	96906	MS3367-1-0	• Strap, Tiedown, Elect .....	2

(1) ITEM NO.	(2) SMR CODE	(3) CAGE	(4) PART NUMBER	(5) DESCRIPTION AND USABLE ON CODE (UOC)	(6) QTY
45	PAOZZ	02731	HS5773DC11NB	<ul style="list-style-type: none"> <li>• Clamp, Loop A/C With MWO 1-1520-238-50-49 Incorporated . . . . .</li> </ul>	5
46	PAOZZ	02731	HS5773DC02NB	<ul style="list-style-type: none"> <li>• Clamp, Loop A/C With MWO 1-1520-238-50-49 Incorporated . . . . .</li> </ul>	1
47	PAOZZ	02731	HS5773DC10NB	<ul style="list-style-type: none"> <li>• Clamp, Loop . . . . .</li> </ul>	1
48	PAOZZ	02731	HS5773DC21NB	<ul style="list-style-type: none"> <li>• Clamp, Loop A/C With MWO 1-1520-238-50-49 Incorporated . . . . .</li> </ul>	1
49	PAOZZ	80205	NAS43DD3-72	<ul style="list-style-type: none"> <li>• Spacer, Sleeve . . . . .</li> </ul> <p style="text-align: center;">END OF FIGURE</p>	4



WIRE HARNESS W102 (PART 1)

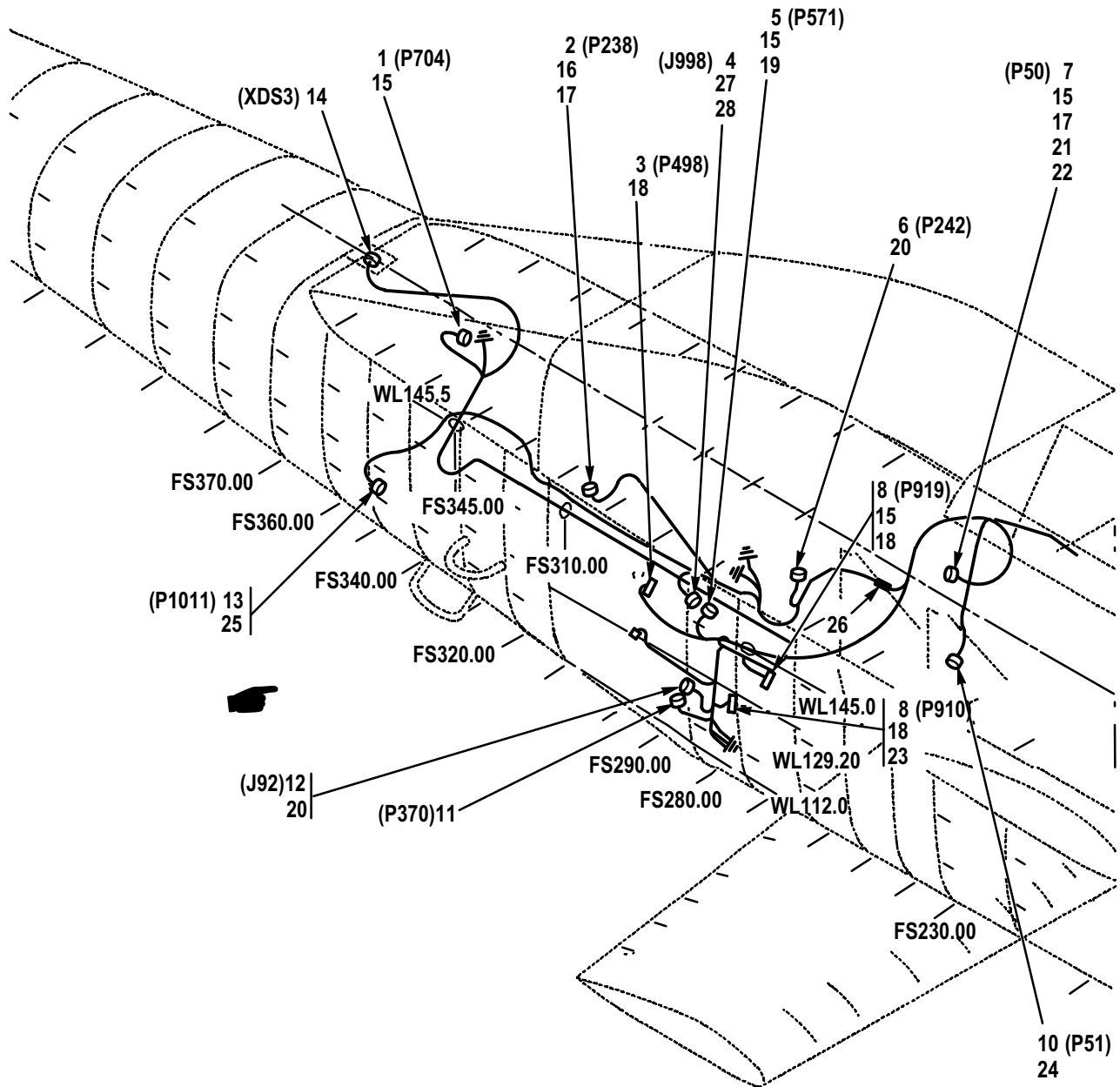


M09-845D

Figure 517. Group 09 Wiring Harness, W102 (Part 1)  
 7-31 1B24102-017 (Usbl Eff 82-23355 thru 88-0199)  
 7-31 1B24102-019 (Usbl Eff 88-0200 and Subs)  
 7-31 1B24102-021 A/C With MWO 1-1520-238-50-40 Incorporated

(1) ITEM NO.	(2) SMR CODE	(3) CAGE	(4) PART NUMBER	(5) DESCRIPTION AND USABLE ON CODE (UOC)	(6) QTY
				Group 09 Electrical System Fig. 517 Wiring Harness, W102 (Part 1) 7-31 1B24102-017 (Usbl Eff 82-23355 thru 88-0199) 7-31 1B24102-019 (Usbl Eff 88-0200 and Subs) 7-31 1B24102-021 A/C With MWO 1-1520-238-50-40 Incorporated	
1	PAOZZ	96906	MS27467E9B98S	• Connector, Plug, Elec .....	1
2	PAOZZ	81349	M83723/75W1005N	• Connector, Plug, Elec .....	2
3	PAOZZ	81349	M83723/75W1212N	• Connector, Plug, Elec .....	1
4	PAOZZ	81349	M83723/95W1005N	• Connector, Plug, Elec .....	1
5	XDOZZ	02731	HS5239F1220W	• Connector, Receptacl .....	1
6	XDOZZ	02731	HS5239G1220W	• Connector, Receptacl .....	1
7	XDOZZ	02731	HS5239H1220W	• Connector, Receptacl .....	1
8	XDOZZ	96906	MS27467T11B98S	• Connector, Plug, Elec .....	1
9	PAOZZ	81349	M39012/55-3026	• Connector, Plug, Elec .....	1
10	PAOZZ	96906	MS3476W12-10S	• Connector, Plug, Elec .....	1
11	PAOZZ	96906	MS27656T13B35S	• Connector, Receptacl .....	1
12	XDOZZ	81349	M85049/31-10A	• Adapter, Cable Clamp .....	2
13	PAOZZ	81349	M85049/31-12A	• Adapter, Cable Clamp .....	2
14	PAOZZ	81349	M83519/2-8	• Splice, Conductor .....	10
15	PAOZZ	02731	HS5239-9220	• Connector, Receptacl .....	4
16	XDOZZ	02731	HS4800-220	• Terminal Junction B .....	2
17	PAOZZ	81349	M85049/52-1-10W	• Clamp, Cable, Electri .....	1
END OF FIGURE					

WIRE HARNESS W102 (PART 2)

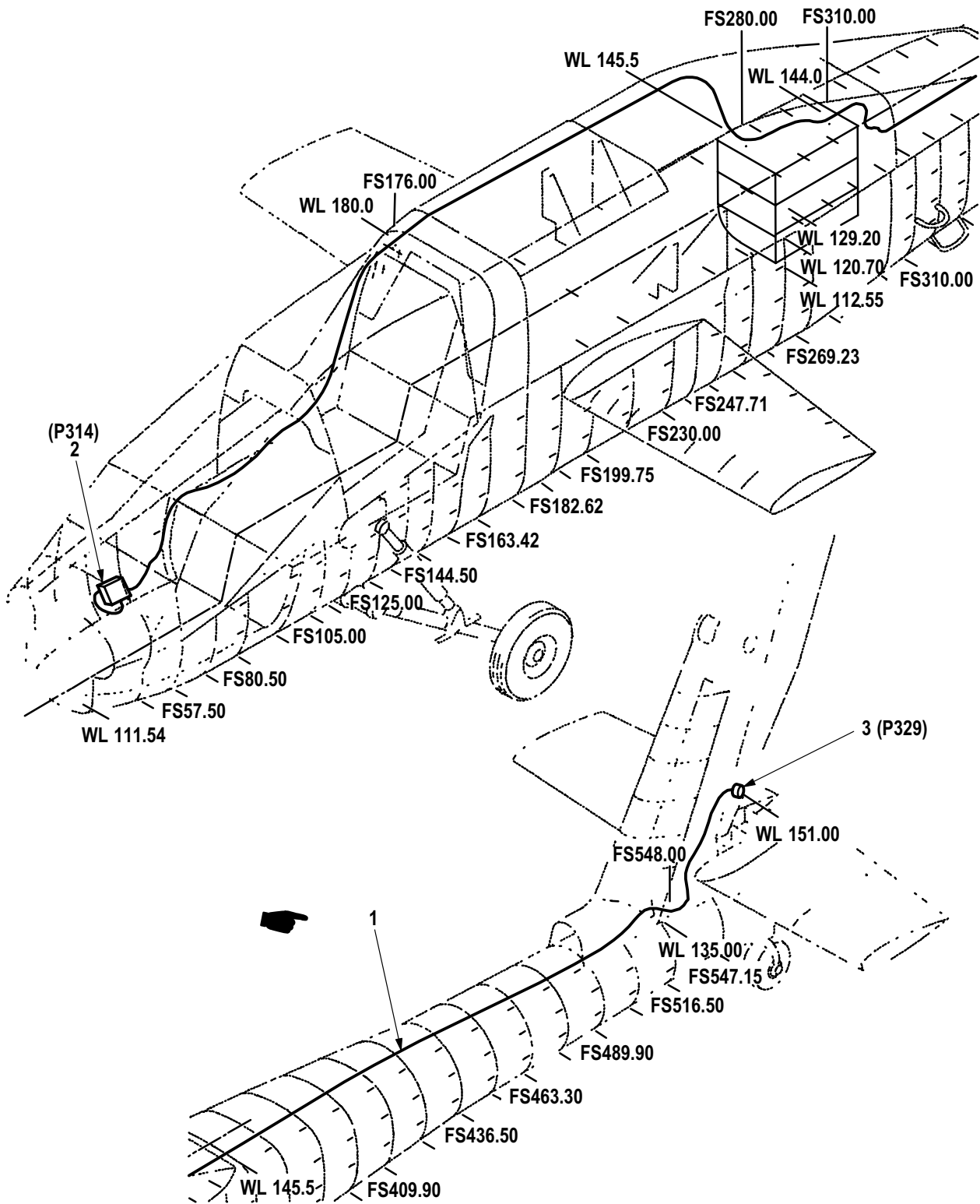


M09-846F

Figure 518. Group 09 Wiring Harness, W102 (Part 2)  
 7-31 1B24102-017 (Usbl Eff 82-23355 thru 88-0199)  
 7-31 1B24102-019 (Usbl Eff 88-0200 and Subs)  
 7-31 1B24102-021 A/C With MWO 1-1520-238-50-40 Incorporated

(1) ITEM NO.	(2) SMR CODE	(3) CAGE	(4) PART NUMBER	(5) DESCRIPTION AND USABLE ON CODE (UOC)	(6) QTY
				Group 09 Electrical System Fig. 518 Wiring Harness, W102 (Part 2) 7-31 1B24102-017 (Usbl Eff 82-23355 thru 88-0199) 7-31 1B24102-019 (Usbl Eff 88-0200 and Subs) 7-31 1B24102-021 A/C With MWO 1-1520-238-50-40 Incorporated	
1	PAOZZ	96906	MS27473T12B35S	• Connector, Plug, Elec . . . . .	1
2	PAOZZ	81349	M83723/75W1624N	• Connector, Plug, Elec . . . . .	1
3	XDOZZ	02731	HS5239F1222W	• Connector, Plug, Elec . . . . .	1
4	PAOZZ	96906	MS27656T11B35S	• Connector, Receptacl . . . . .	1
5	PAOZZ	81349	M83723/76W2041N	• Connector, Plug, Elec . . . . .	1
6	PAOZZ	96906	MS3456W14S5S	• Connector, Plug, Elec . . . . .	1
7	XDOZZ	81349	M83723/75W1831N	• Connector, Plug, Elec . . . . .	1
8	XDOZZ	02731	HS5239D1220W	• Connector, Receptacl . . . . .	1
9	XDOZZ	02731	HS5239C1220W	• Connector, Receptacl . . . . .	1
10	PAOZZ	81349	M83723/75W0803N	• Connector, Plug, Elec . . . . .	1
11	PAOZZ	96906	MS27467T15B15S	• Connector, Plug, Elec . . . . .	1
12	PAOZZ	96906	MS3470W14-19S	• Connector, Receptacl . . . . .	1
13	PAOZZ	96906	MS3116F8-2S	• Connector, Plug, Elec . . . . .	1
14	PAOZZ	02731	HS4800-120	• Terminal Junction B . . . . .	2
15	PAOZZ	81349	M83519/2-8	• Splice, Conductor . . . . .	10
16	PAOZZ	81349	M85049/31-16W	• Adapter, Cable Clamp . . . . .	1
17	PAOZZ	81343	M81824/1-2	• Splice, Conductor . . . . .	5
18	PAOZZ	02731	HS5239-9220	• Connector, Receptacl . . . . .	3
19	PAOZZ	81349	M85049/31-20A	• Adapter, Cable Clamp . . . . .	1
20	PAOZZ	81349	M85049/31-14W	• Adapter, Cable Clamp . . . . .	2
21	PAOZZ	81349	M85049/31-18A	• Adapter, Cable Clamp . . . . .	1
22	PAOZZ	81349	M83519/1-3	• Splice, Conductor . . . . .	1
23	PAOZZ	81349	M83519/2-13	• Splice, Conductor . . . . .	2
24	PAOZZ	81349	M85049/31-8A	• Clamp, Cable, Electri . . . . .	1
25	PAOZZ	02731	HS5255-1082	• Clamp, Cable, Electri . . . . .	1
26	MOOZZ	02731	HS5215E103	• Rubber Strip . . . . .	V
27	PAOZZ	02731	HS4786-633	• Splice, Conductor (Usbl Eff 88-0200 and Subs) . . . . .	1
28	PAOZZ	02731	HS5574-04058	• Adapter, Cable Clamp . . . . .	1
END OF FIGURE					

WIRE HARNESS W229



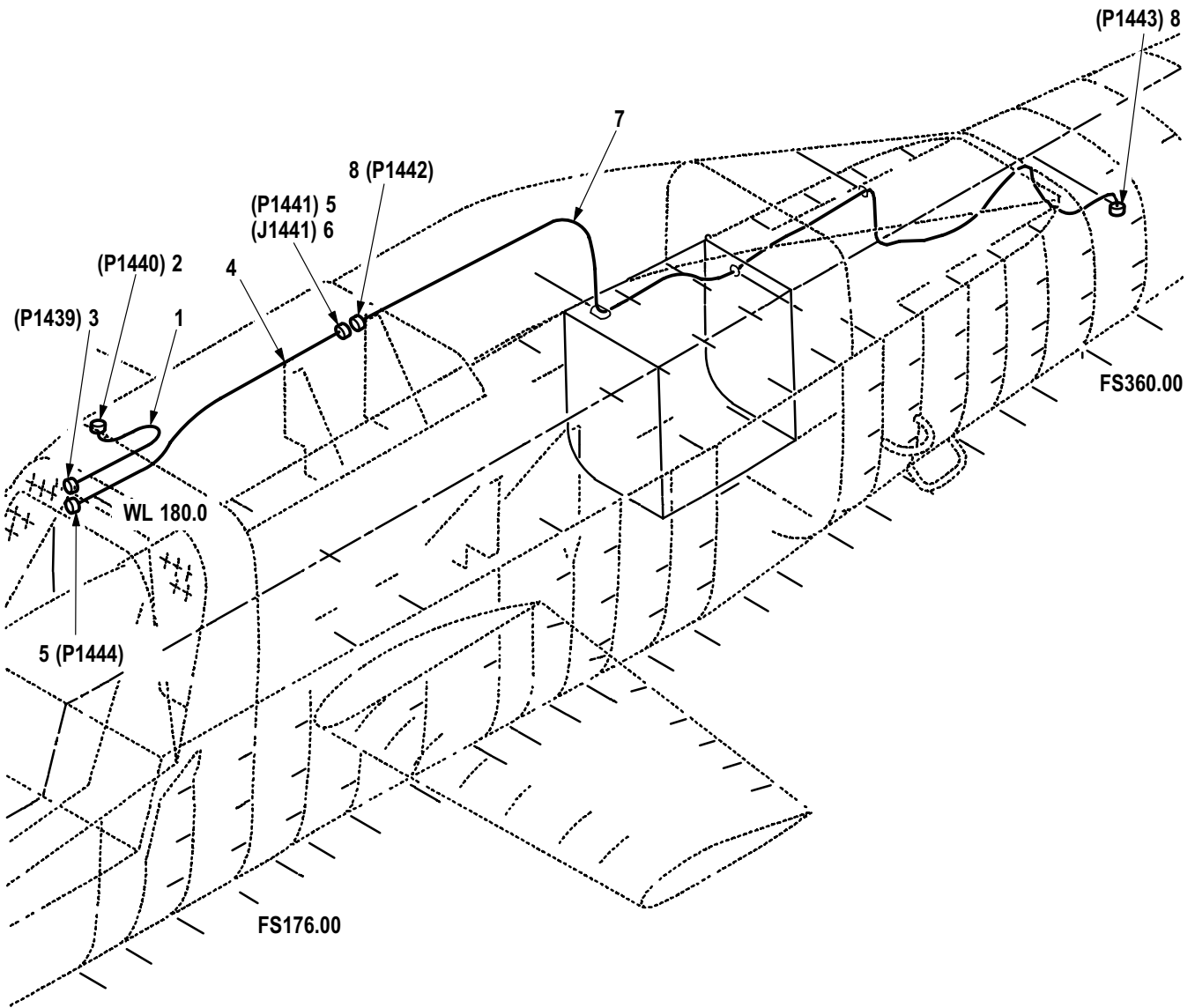
M09-863C

Figure 519. Group 09 Wiring Harness, AM/FM Tail Antenna, W229



(1) ITEM NO.	(2) SMR CODE	(3) CAGE	(4) PART NUMBER	(5) DESCRIPTION AND USABLE ON CODE (UOC)	(6) QTY
				Group 09 Electrical System Fig. 519 Wiring Harness, AM/FM Tail Antenna, W229	
1	PAOOO	8V613	7-31 1B24229-001	• Wiring Harness .....	1
2	XDOZZ	02731	HS4834-1 11	• • Connector, Plug, Elec .....	1
3	PAOZZ	81349	M39012/29-503	• • Connector, Receptacl .....	1
END OF FIGURE					

WIRE HARNESS W216  
W218  
W232

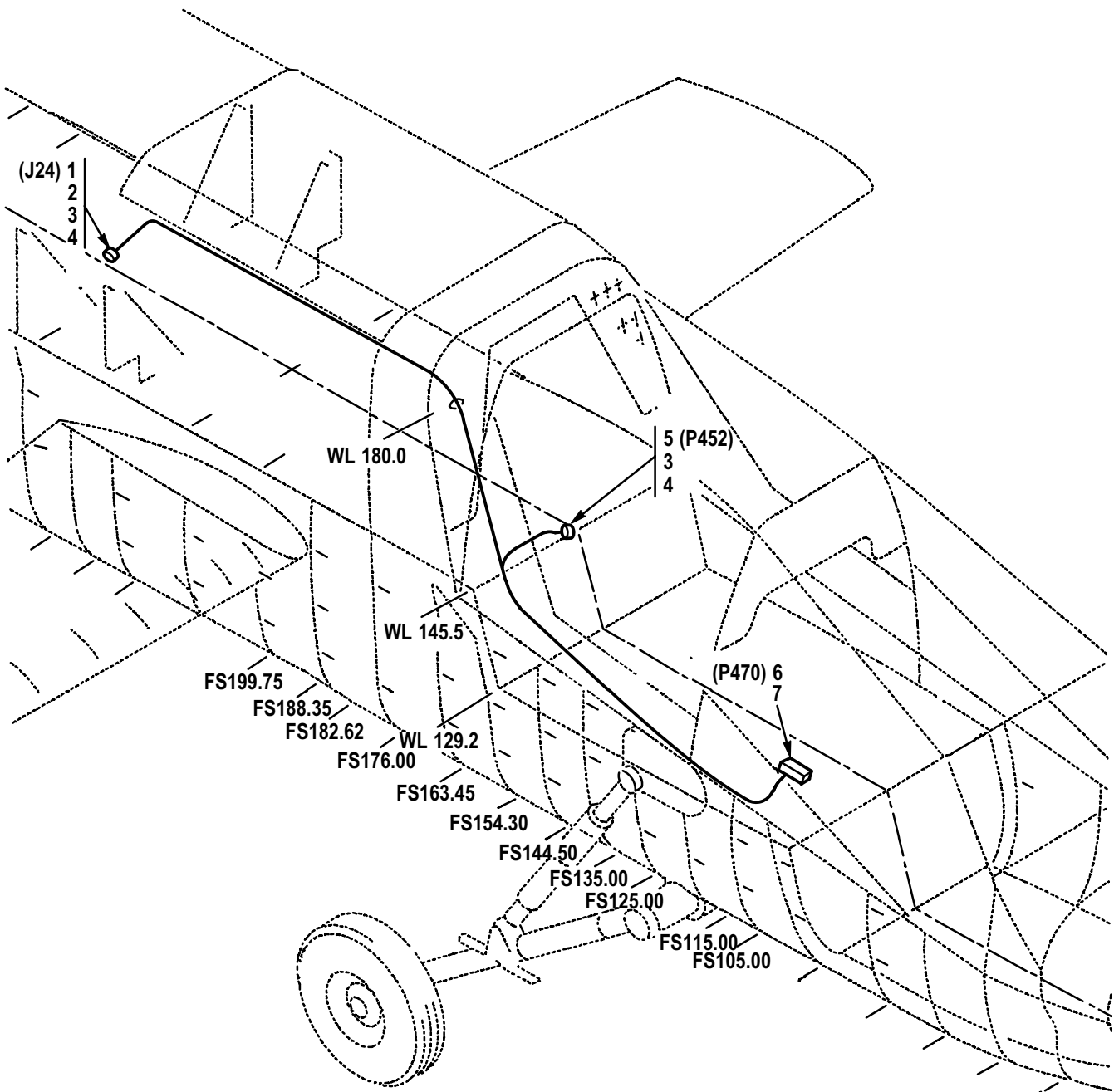


M09-1337B

Figure 520. Group 09 Wiring Harness W216 W218 W232

(1) ITEM NO.	(2) SMR CODE	(3) CAGE	(4) PART NUMBER	(5) DESCRIPTION AND USABLE ON CODE (UOC)	(6) QTY
				Group 09 Electrical System Fig. 520 Wiring Harness W216 W218 W232	
1	PAOOO	8V613	7-31 1B24216-001	• Wiring Harness W216 .....	1
2	XDOZZ	81349	M39012/01-0503	•• Connector, Plug, Elec .....	1
3	PAOZZ	81349	M39012/26-0503	•• Connector, Plug, Elec .....	1
4	PAOOO	8V613	7-31 1B24218-001	• Wiring Harness W218 .....	1
5	XDOZZ	02731	HS4833-3	•• Connector, Plug, Elec .....	2
6	PAOZZ	81349	M55339/04-00030	•• Adapter, Connector .....	1
7	PAOOO	8V613	7-31 1B24232-001	• Wiring Harness W232 .....	1
8	XDOZZ	02731	HS4833-3	•• Connector, Plug, Elec .....	2
END OF FIGURE					

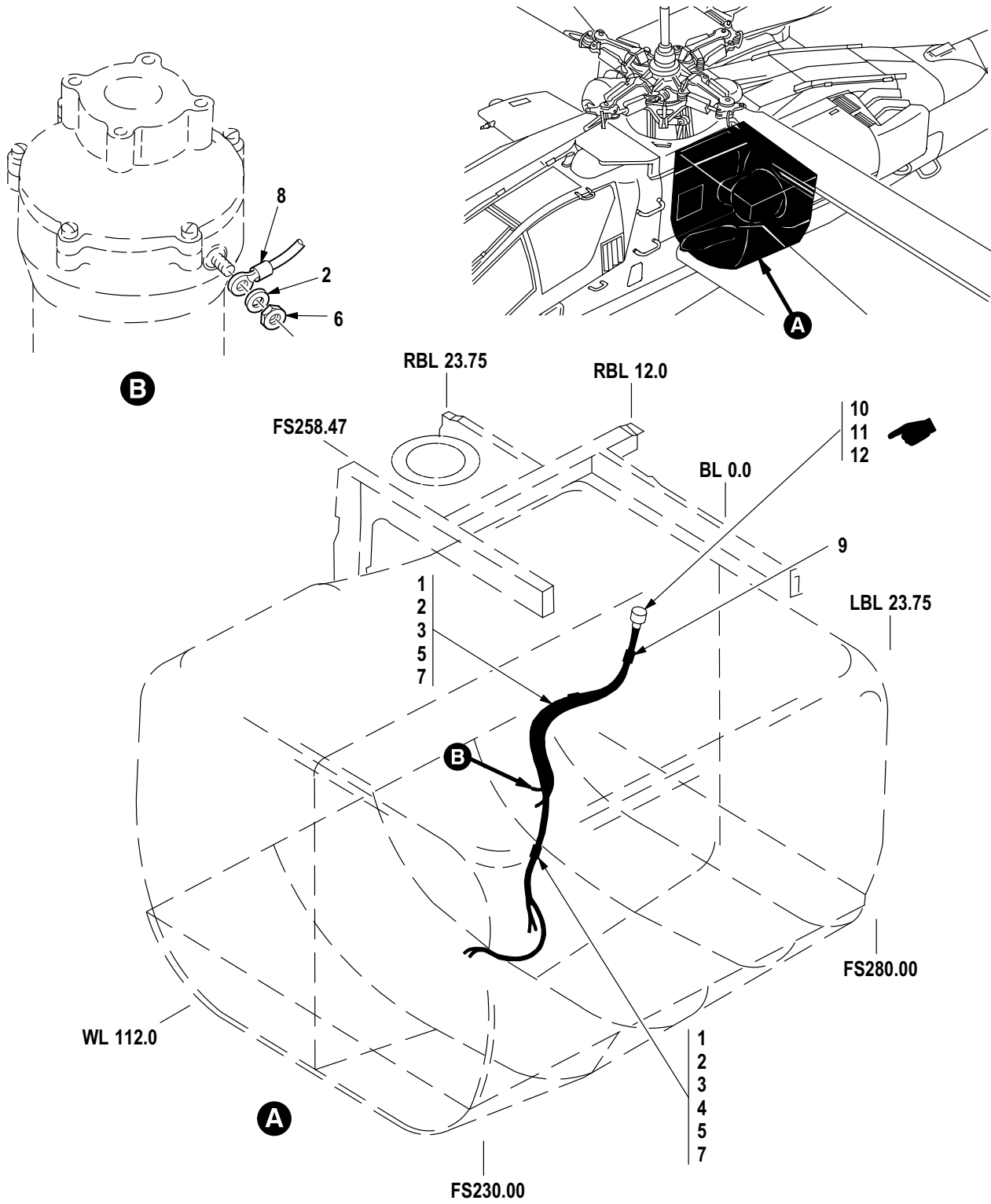
WIRE HARNESS W264



M09-885A

Figure 521. Group 09 Wiring Harness, W264  
7-31 1B24264-005

(1) ITEM NO.	(2) SMR CODE	(3) CAGE	(4) PART NUMBER	(5) DESCRIPTION AND USABLE ON CODE (UOC)	(6) QTY
				Group 09 Electrical System Fig. 521 Wiring Harness, W264 7-31 1B24264-005	
1	PAOZZ	81349	M83723/82K24616	• Connector, Receptacl .....	1
2	PAOZZ	81349	M85049/31-24A	• Adapter, Cable Clamp .....	1
3	PAOZZ	81349	M83519/2-10	• Splice, Conductor .....	2
4	PAOZZ	81349	M83519/2-8	• Splice, Conductor .....	6
5	PAOZZ	96906	MS27467T13B8S	• Connector, Plug, Elec .....	1
6	XDOZZ	02731	HS5239M1223W	• Connector, Receptacl .....	1
7	PAOZZ	02731	HS5239-9220	• Connector, Receptacl .....	1
END OF FIGURE					



M09-873F

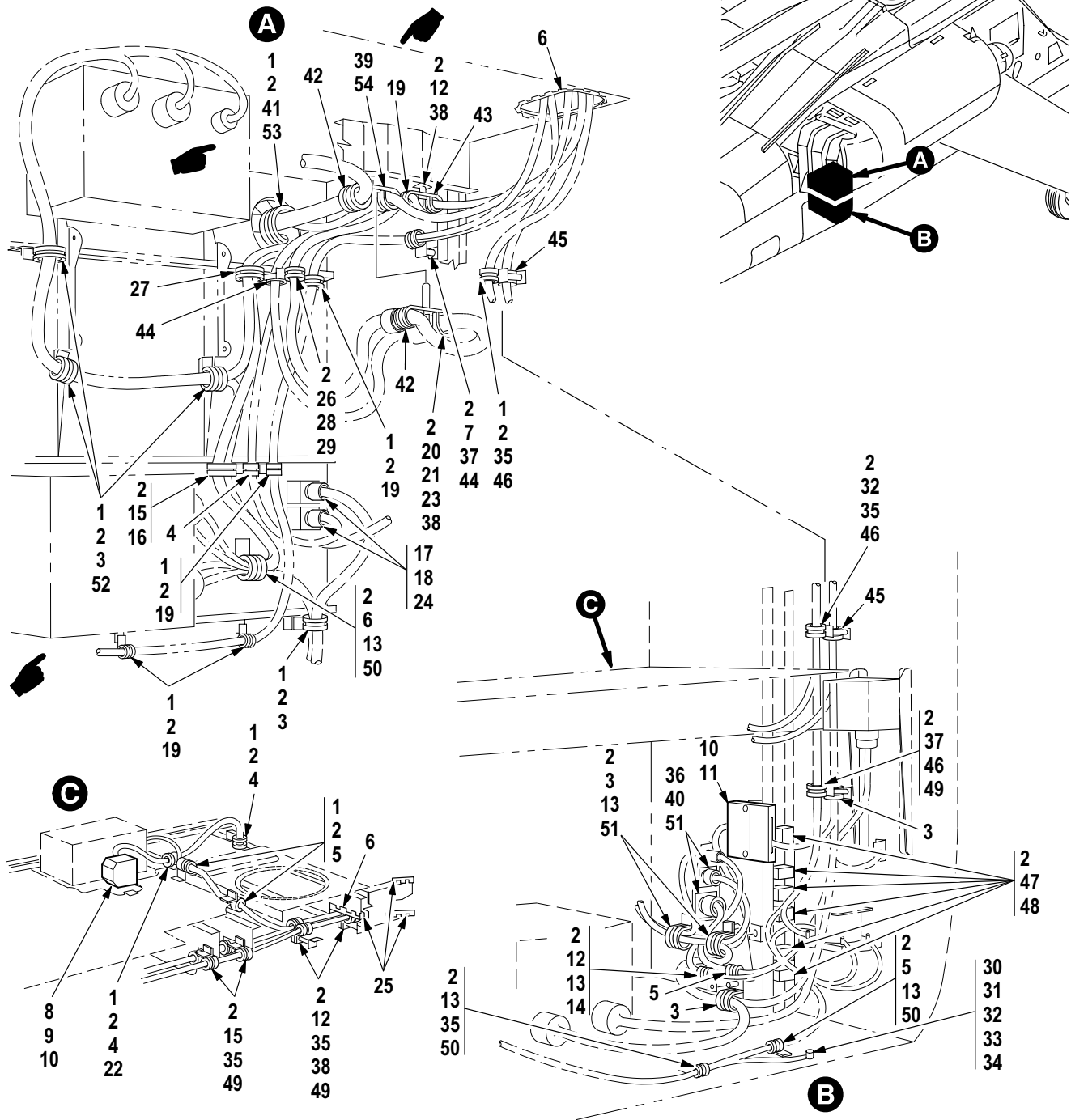
Figure 522. Group 09 Wiring Installation, AFT Fuel Tank  
7-31 1B26078

(1) ITEM NO.	(2) SMR CODE	(3) CAGE	(4) PART NUMBER	(5) DESCRIPTION AND USABLE ON CODE (UOC)	(6) QTY
				Group 09 Electrical System Fig. 522 Wiring Installation, AFT Fuel Tank 7-31 1B26078	
1	PAOZZ	80205	MS21042L3	• Nut, Self-Locking, Ex .....	1
2	PAOZZ	88044	AN960JD10L	• Washer, Flat .....	3
3	PAOZZ	96906	MS51958-62	• Screw, Machine .....	2
4	PAOZZ	81349	M85052/1-2	• Clamp, Loop .....	1
5	XDOZZ	96906	MS21322-14	• Clamp, Loop .....	2
6	PAOZZ	80205	MS21042-3	• Nut, Self-Locking, Ex .....	1
7	PAOZZ	81349	M85052/1-8	• Clamp, Loop .....	1
8	PAOZZ	96906	MS25036-103	• Terminal, Lug .....	2
9	PAOOO	02731	7-31 1B24214	Wiring Harness, Bran .....	1
10	PAOZZ	96906	MS27477Y10E35P	• Connector, Receptacl .....	1
11	PAOZZ	96906	MS27512-10E	• Nut, Plain, Hexagon (Part of MS27477Y10E35P) .....	1
12	PAOZZ	96906	MS9021-024	• O-Ring (Part of MS27477Y10E35P) .....	1
END OF FIGURE					





(1) ITEM NO.	(2) SMR CODE	(3) CAGE	(4) PART NUMBER	(5) DESCRIPTION AND USABLE ON CODE (UOC)	(6) QTY
				Group 09 Electrical System Fig. 523 Wiring Installation, AFT Avionics Bay (FS 280 to FS 290) (Part 1) 7-31 1B26025 (Usbl Eff 82-23355 thru 88-0199) 7-31 1B26025-601 (Usbl Eff 88-0200 and Subs)	
1	PAOZZ	80205	NAS1096-3-12	• Screw, Machine .....	1
2	PAOZZ	88044	AN960JD10L	• Washer, Flat .....	14
3	PAOZZ	80205	NAS43DD3-16	• Spacer, Sleeve .....	1
4	PAOZZ	02731	HS5346-0004	• Clamp, Loop .....	1
5	PAOZZ	81349	M85052/1-7	• Clamp, Loop .....	4
6	PAOZZ	80205	NAS1096-3-26	• Screw, Machine .....	2
7	PAOZZ	80205	NAS43DD3-64N	• Spacer, Sleeve .....	2
8	PAOZZ	80205	NAS1096-3-7	• Screw, Machine .....	1
9	PAOZZ	81349	M85052/1-8	• Clamp, Loop (Qty 2 Usbl Eff 82-23355 thru 88-0199) ....	1
10	PAOZZ	80205	NAS43DD3-48	• Spacer, Sleeve .....	2
11	PAOZZ	88044	AN960JD6L	• Washer, Flat .....	1
12	PAOZZ	80205	NAS1096-3-8	• Screw, Machine (Qty 31 Usbl Eff 82-23355 thru 88-0199) .....	5
13	PAOZZ	81349	M85052/1-20	• Clamp, Loop (Qty 2 Usbl Eff 82-23355 thru 88-0199) ....	2
14	PAOZZ	80205	MS21042L3	• Nut, Self-Locking, Ex .....	1
15	PAOZZ	81349	M85052/1-6	• Clamp, Loop (Qty 3 Usbl Eff 82-23355 thru 88-0199) ....	4
16	PAOZZ	81349	M85052/1-4	• Clamp, Loop (Qty 12 Usbl Eff 82-23355 thru 88-0199) ...	1
17	PAOZZ	80205	NAS1096-3-9	• Screw, Machine .....	1
18	XDOZZ	96906	MS25083-2BB12	• Cable Assembly, Spec .....	2
19	PAOZZ	96906	MS21266-1N	• Grommet, Nonmetallic .....	V
20	PAOZZ	02731	HS5346-0007	• Clamp, Loop (Qty 12 Usbl Eff 82-23355 thru 88-0199) ...	2
21	PAOZZ	96906	MS51957-17	• Screw, Machine .....	2
22	PAOZZ	80205	NAS1096-3-16	• Screw, Machine (Qty 3 Usbl Eff 82-23355 thru 88-0199) .....	2
23	PAOZZ	81349	M85052/1-24	• Clamp, Loop (Usbl Eff 88-0200 and Subs) .....	2
24	PAOZZ	80205	NAS43DD3-32N	• Spacer, Sleeve (Qty 5 Usbl Eff 82-23355 thru 88-0199) ..	2
25	PAOZZ	84971	TA71000066	• Grommet, Nonmetallic .....	1
26	PAOZZ	80205	NAS1096-3-22	• Screw, Machine .....	2
27	PAOZZ	02731	HS5346-0008	• Clamp, Loop .....	4
27	PAOZZ	02731	HS5773DC12NB	• Clamp, Loop A/C With MWO 1-1520-238-50-49 Incorporated .....	4
28	PAOZZ	80205	NAS1096-3-24	• Screw, Machine .....	5
END OF FIGURE					



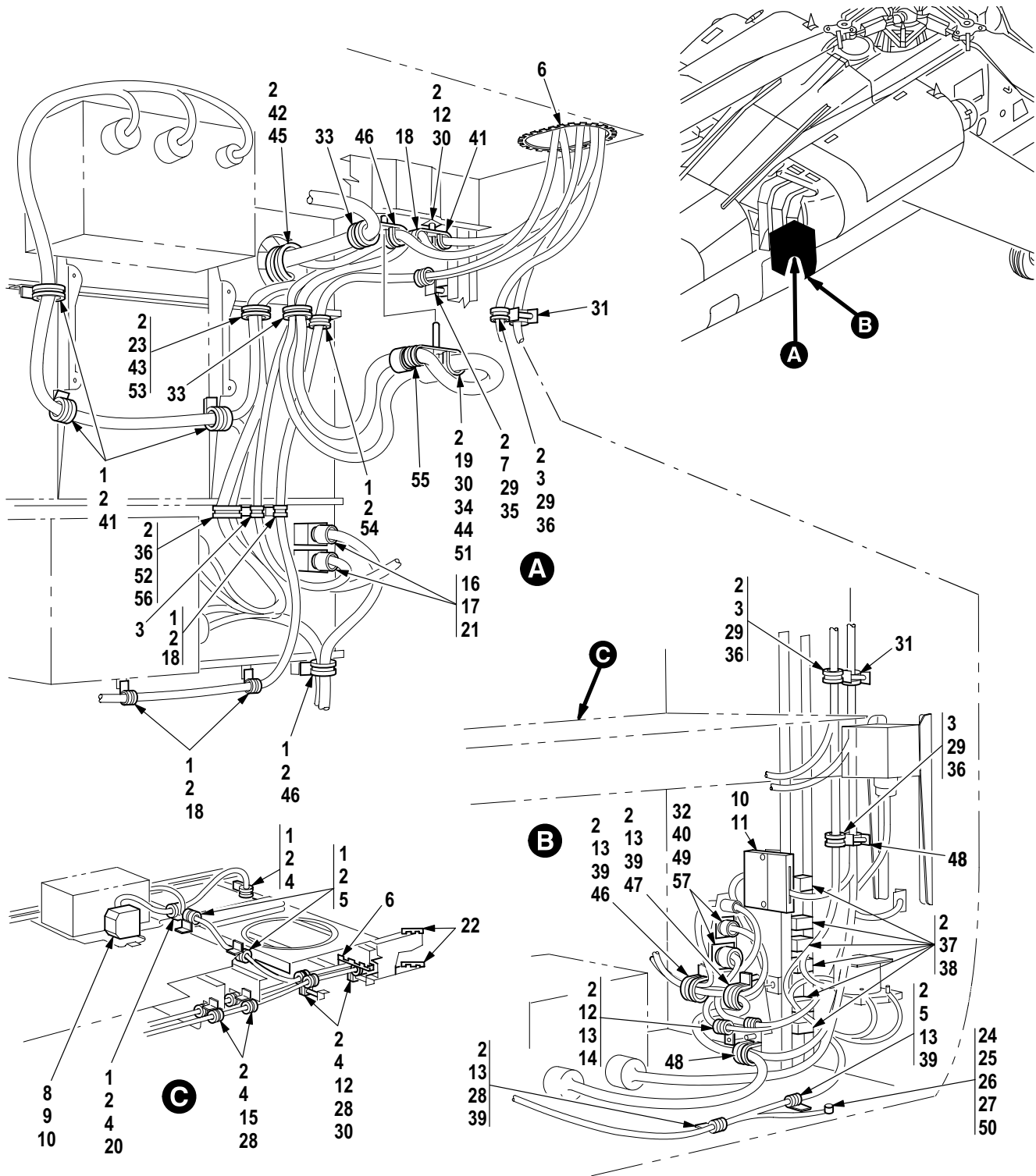
M09-1080F

Figure 524. Group 09 Wiring Installation, AFT Avionics Bay (FS 280 to FS 290) (Part 2)  
 7-31 1B26025 (Usbl Eff 82-23355 thru 88-0199)  
 7-31 1B26025-601 (Usbl Eff 88-0200 and Subs)

(1) ITEM NO.	(2) SMR CODE	(3) CAGE	(4) PART NUMBER	(5) DESCRIPTION AND USABLE ON CODE (UOC)	(6) QTY
				Group 09Electrical System Fig. 524 Wiring Installation, AFT Avionics Bay (FS 280 to FS 290) (Part 2) 7-31 1B26025 (Usbl Eff 82-23355 thru 88-0199) 7-31 1B26025-601 (Usbl Eff 88-0200 and Subs)	
1	PAOZZ	80205	NAS1096-3-8	• Screw, Machine (Qty 31 Usbl Eff 82-23355 thru 88-0199) . . . . .	14
2	PAOZZ	88044	AN960JD10L	• Washer, Flat . . . . .	33
3	PAOZZ	02731	HS5346-0007	• Clamp, Loop (Qty 12 Usbl Eff 82-23355 thru 88-0199) . . .	4
4	PAOZZ	02731	HS5346-0006	• Clamp, Loop . . . . .	6
5	PAOZZ	02731	HS5346-0002	• Clamp, Loop (Qty 5 Usbl Eff 82-23355 thru 88-0199) . . . .	6
6	PAOZZ	96906	MS21266-1N	• Grommet, Nonmetallic . . . . .	V
7	PAOZZ	80205	NAS43DD3-48	• Spacer, Sleeve . . . . .	1
8	PAOZZ	80205	NAS601-10P	• Screw, Machine . . . . .	4
9	PAOZZ	96906	MS35338-41	• Washer, Lock . . . . .	4
10	PAOZZ	88044	AN960JD6L	• Washer, Flat . . . . .	2
11	PAOZZ	80205	NAS1635-06-12	• Screw, Machine . . . . .	2
12	PAOZZ	80205	NAS1096-3-16	• Screw, Machine (Qty 3 Usbl Eff 82-23355 thru 88-0199) . . . . .	3
13	PAOZZ	80205	NAS43DD3-16	• Spacer, Sleeve . . . . .	4
14	PAOZZ	02731	HS5346-0003	• Clamp, Loop . . . . .	1
15	PAOZZ	80205	NAS1096-3-9	• Screw, Machine . . . . .	3
16	XDOZZ	02731	HS5346-0016	• Clamp, Loop (Usbl Eff 82-23355 thru 88-0199) . . . . .	8
17	PAOZZ	80205	NAS600-8P	• Screw, Machine . . . . .	4
18	PAOZZ	02731	7-31 1F00004	• Data Link, Multiplex . . . . .	2
19	PAOZZ	81349	M85052/1-4	• Clamp, Loop (Qty 12 Usbl Eff 82-23355 thru 88-0199) . . .	5
20	PAOZZ	80205	NAS1096-3-41	• Screw, Machine . . . . .	1
21	PAOZZ	80205	NAS43DD3-72	• Spacer, Sleeve (Usbl Eff 82-23355 thru 88-0199) . . . . .	1
22	PAOZZ	80205	MS21042L3	• Nut, Self-Locking, Ex . . . . .	1
23	PAOZZ	81349	M85052/1-13	• Clamp, Loop . . . . .	1
24	PAOZZ	80205	NAS620A4L	• Washer, Flat . . . . .	4
25	PAOZZ	96906	MS21266-2N	• Grommet, Nonmetallic . . . . .	V
26	PAOZZ	80205	NAS43DD3-30N	• Spacer, Sleeve . . . . .	1
27	PAOZZ	81349	M85052/1-18	• Clamp, Loop (Usbl Eff 82-23355 thru 88-0199) . . . . .	1
28	PAOZZ	81349	M85052/1-3	• Clamp, Loop (Usbl Eff 82-23355 thru 88-0199) . . . . .	1
29	PAOZZ	80205	NAS1096-3-17	• Screw, Machine (Usbl Eff 82-23355 thru 88-0199) . . . . .	1
30	PAOZZ	80205	NAS604-16P	• Screw, Machine . . . . .	1
31	PAOZZ	96906	MS35338-139	• Washer, Lock . . . . .	1
32	PAOZZ	88044	AN960PD416L	• Washer, Flat . . . . .	2
33	PAOZZ	80205	MS21042L4	• Nut, Self-Locking, Ex . . . . .	1
34	PAOZZ	96906	MS25082-4	• Nut, Plain, Hexagon . . . . .	1
35	XDOZZ	02731	HS5346-0005	• Clamp, Loop (Qty 7 Usbl Eff 82-23355 thru 88-0199) . . . .	13
36	PAOZZ	96906	MS51957-17	• Screw, Machine . . . . .	2
37	PAOZZ	80205	NAS1096-3-19	• Screw, Machine . . . . .	1
38	PAOZZ	80205	NAS43DD3-32N	• Spacer, Sleeve . . . . .	4
39	PAOZZ	02731	HS5346-0010	• Clamp, Loop . . . . .	4
40	PAOZZ	80205	MS21042L04	• Nut, Self-Locking, Ex . . . . .	12
41	PAOZZ	81349	M85052/1-22	• Clamp, Loop (Qty 7 Usbl Eff 82-23355 thru 88-0199) . . . .	11
42	PAOZZ	81349	M85052/1-17	• Clamp, Loop (Usbl Eff 88-0200 and Subs) . . . . .	2
43	PAOZZ	81349	M85052/1-6	• Clamp, Loop (Qty 3 Usbl Eff 82-23355 thru 88-0199) . . . .	4
44	PAOZZ	81349	M85052/1-7	• Clamp, Loop . . . . .	10
45	PAOZZ	02731	HS5346-0008	• Clamp, Loop . . . . .	3

(1) ITEM NO.	(2) SMR CODE	(3) CAGE	(4) PART NUMBER	(5) DESCRIPTION AND USABLE ON CODE (UOC)	(6) QTY
46	PAOZZ	80205	NAS43DD3-40	• Spacer, Sleeve (Qty 5 Usbl Eff 82-23355 thru 88-0199) . .	6
47	XDOZZ	02731	HS4789-120	• Terminal Junction B .....	8
48	PAOZZ	96906	MS21083N3	• Nut, Self-Locking, He .....	8
49	PAOZZ	02731	HS5346-0004	• Clamp, Loop .....	1
50	PAOZZ	80205	NAS1096-3-12	• Screw, Machine .....	8
51	PAOZZ	88044	AN960JD4L	• Washer, Flat .....	8
52	PAOZZ	02731	HS5773DC10NB	• Clamp, Loop A/C With MWO 1-1520-238-50-49 Incorporated .....	3
53	PAOZZ	02731	HS5773DC30NB	• Clamp, Loop A/C With MWO 1-1520-238-50-49 Incorporated .....	1
54	PAOZZ	02731	HS5773DC12NB	• Clamp, Loop A/C With MWO 1-1520-238-50-49 Incorporated .....	1
END OF FIGURE					





M09-1222D

Figure 525. Group 09 Wiring Installation, AFT Avionics Bay (FS 280 to FS 290) (Part 3)  
 7-31 1B26025 (Usbl Eff 82-23355 thru 88-0199)  
 7-31 1B26025-601 (Usbl Eff 88-0200 and Subs)

(1) ITEM NO.	(2) SMR CODE	(3) CAGE	(4) PART NUMBER	(5) DESCRIPTION AND USABLE ON CODE (UOC)	(6) QTY
				Group 09 Electrical System Fig. 525 Wiring Installation, AFT Avionics Bay (FS 280 to FS 290) (Part 3) 7-31 1B26025 (Usbl Eff 82-23355 thru 88-0199) 7-31 1B26025-601 (Usbl Eff 88-0200 and Subs)	
1	PAOZZ	80205	NAS1096-3-8	• Screw, Machine (Qty 31 Usbl Eff 82-23355 thru 88-0199) . . . . .	36
2	PAOZZ	88044	AN960JD10L	• Washer, Flat . . . . .	84
3	PAOZZ	02731	HS5346-0007	• Clamp, Loop (Qty 12 Usbl Eff 82-23355 thru 88-0199) . . .	6
4	PAOZZ	02731	HS5346-0006	• Clamp, Loop . . . . .	6
5	PAOZZ	02731	HS5346-0002	• Clamp, Loop (Qty 5 Usbl Eff 82-23355 thru 88-0199) . . . .	6
6	PAOZZ	96906	MS21266-1N	• Grommet, Nonmetallic . . . . .	V
7	PAOZZ	80205	NAS43DD3-48	• Spacer, Sleeve . . . . .	3
8	PAOZZ	80205	NAS601-10P	• Screw, Machine . . . . .	4
9	PAOZZ	96906	MS35338-41	• Washer, Lock . . . . .	4
10	PAOZZ	88044	AN960JD6L	• Washer, Flat . . . . .	12
11	PAOZZ	80205	NAS1635-06-12	• Screw, Machine . . . . .	2
12	PAOZZ	80205	NAS1096-3-16	• Screw, Machine (Qty 3 Usbl Eff 82-23355 thru 88-0199) . . . . .	5
13	PAOZZ	80205	NAS43DD3-16	• Spacer, Sleeve . . . . .	8
14	PAOZZ	02731	HS5346-0003	• Clamp, Loop . . . . .	1
15	PAOZZ	80205	NAS1096-3-9	• Screw, Machine . . . . .	11
16	PAOZZ	80205	NAS600-8P	• Screw, Machine . . . . .	4
17	PAOZZ	02731	7-31 1F00004	• Data Link, Multiplex . . . . .	2
18	PAOZZ	81349	M85052/1-4	• Clamp, Loop (Qty 12 Usbl Eff 82-23355 thru 88-0199) . . .	9
19	PAOZZ	80205	NAS1096-3-41	• Screw, Machine . . . . .	1
20	PAOZZ	80205	MS21042L3	• Nut, Self-Locking, Ex . . . . .	4
21	PAOZZ	80205	NAS620A4L	• Washer, Flat . . . . .	4
22	PAOZZ	96906	MS21266-2N	• Grommet, Nonmetallic . . . . .	V
23	PAOZZ	80205	NAS43DD3-30N	• Spacer, Sleeve . . . . .	1
24	PAOZZ	96906	MS35338-139	• Washer, Lock . . . . .	1
25	PAOZZ	88044	AN960PD416L	• Washer, Flat . . . . .	2
26	PAOZZ	80205	MS21042L4	• Nut, Self-Locking, Ex . . . . .	1
27	PAOZZ	96906	MS25082-4	• Nut, Plain, Hexagon . . . . .	1
28	XDOZZ	02731	HS5346-0005	• Clamp, Loop (Qty 7 Usbl Eff 82-23355 thru 88-0199) . . . .	13
29	PAOZZ	80205	NAS1096-3-19	• Screw, Machine . . . . .	1
30	PAOZZ	80205	NAS43DD3-32N	• Spacer, Sleeve (Qty 5 Usbl Eff 82-23355 thru 88-0199) . .	7
31	PAOZZ	02731	HS5346-0010	• Clamp, Loop . . . . .	4
32	PAOZZ	80205	MS21042L04	• Nut, Self-Locking, Ex . . . . .	12
33	PAOZZ	81349	M85052/1-22	• Clamp, Loop (Qty 7 Usbl Eff 82-23355 thru 88-0199) . . . .	11
34	PAOZZ	81349	M85052/1-17	• Clamp, Loop (Usbl Eff 88-0200 and Subs) . . . . .	2
35	PAOZZ	81349	M85052/1-7	• Clamp, Loop . . . . .	10
36	PAOZZ	80205	NAS43DD3-40	• Spacer, Sleeve (Qty 5 Usbl Eff 82-23355 thru 88-0199) . .	6
37	XDOZZ	02731	HS4789-120	• Terminal Junction B . . . . .	8
38	PAOZZ	96906	MS21083N3	• Nut, Self-Locking, He . . . . .	8
39	PAOZZ	80205	NAS1096-3-12	• Screw, Machine . . . . .	8
40	PAOZZ	88044	AN960JD4L	• Washer, Flat . . . . .	8
41	PAOZZ	81349	M85052/1-10	• Clamp, Loop . . . . .	4
42	PAOZZ	96906	MS21919WDG27	• Clamp, Loop (Usbl Eff 88-0200 and Subs) . . . . .	1
43	PAOZZ	81349	M85052/1-8	• Clamp, Loop (Qty 2 Usbl Eff 82-23355 thru 88-0199) . . . .	3
44	PAOZZ	80205	NAS43DD3-82	• Spacer, Sleeve (Usbl Eff 88-0200 and Subs) . . . . .	1
45	PAOZZ	80205	NAS1096-3-10	• Screw, Machine . . . . .	1

(1) ITEM NO.	(2) SMR CODE	(3) CAGE	(4) PART NUMBER	(5) DESCRIPTION AND USABLE ON CODE (UOC)	(6) QTY
46	PAOZZ	02731	HS5346-001 1	• Clamp, Loop .....	2
47	PAOZZ	02731	HS5346-0012	• Clamp, Loop .....	1
48	PAOZZ	02731	HS5346-0009	• Clamp, Loop .....	2
49	PAOZZ	80205	NAS1635-04-6	• Screw, Machine .....	8
50	XDOZZ	80205	NAS604-1 1P	• Screw, Machine .....	1
51	PAOZZ	96906	MS21919WDG26	• Clamp, Loop .....	1
52	PAOZZ	80205	NAS1096-3-24	• Screw, Machine .....	5
53	PAOZZ	80205	NAS1096-3-17	• Screw, Machine (Usbl Eff 82-23355 thru 88-0199) .....	1
54	PAOZZ	81349	M85052/1-6	• Clamp, Loop (Qty 3 Usbl Eff 82-23355 thru 88-0199) ....	4
55	PAOZZ	81349	M85052/1-14	• Clamp, Loop .....	1
56	XDOZZ	02731	HS5346-0016	• Clamp, Loop (Usbl Eff 82-23355 thru 88-0199) .....	8
57	PAOZZ	96906	MS51957-17	• Screw, Machine .....	2
END OF FIGURE					





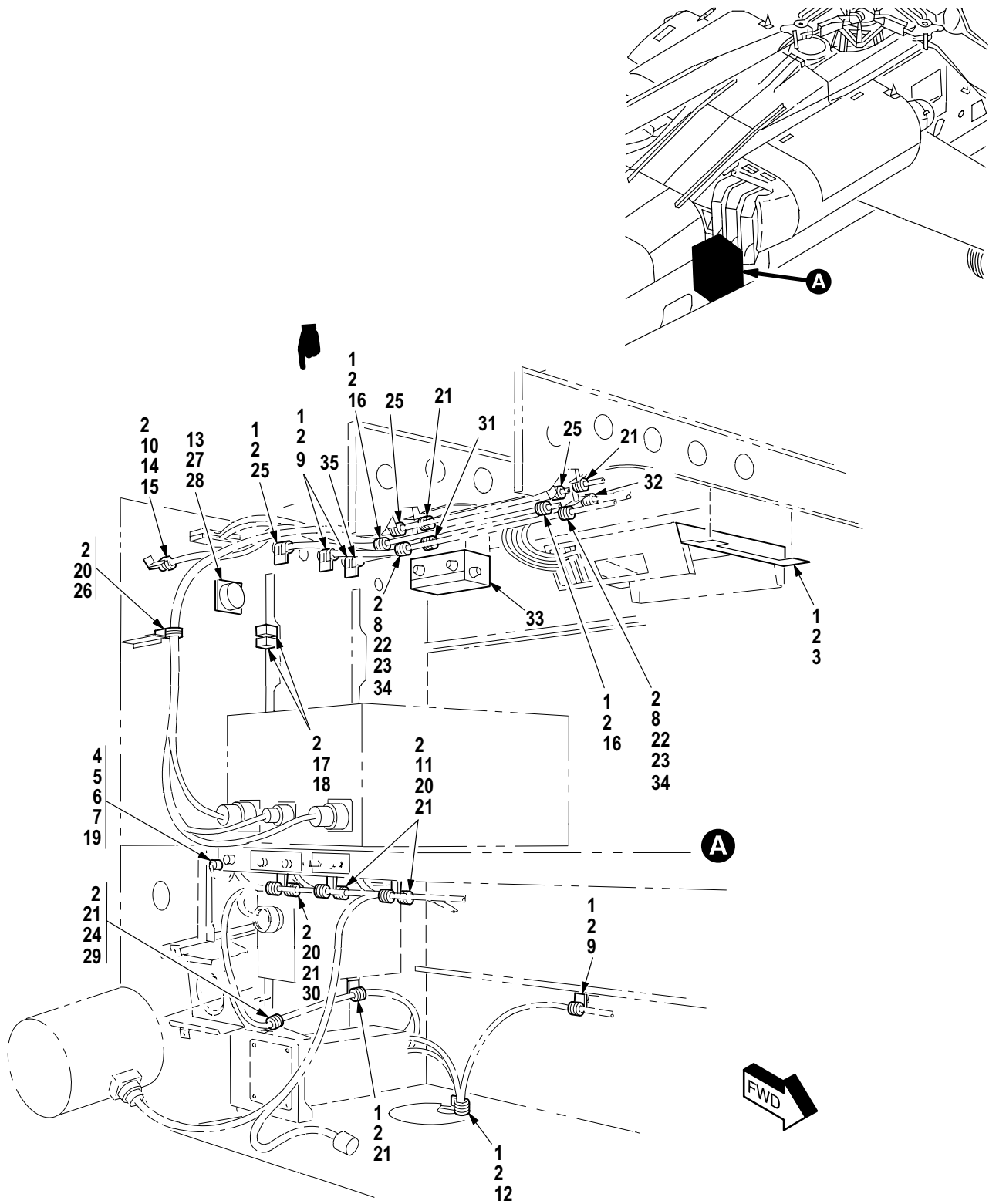
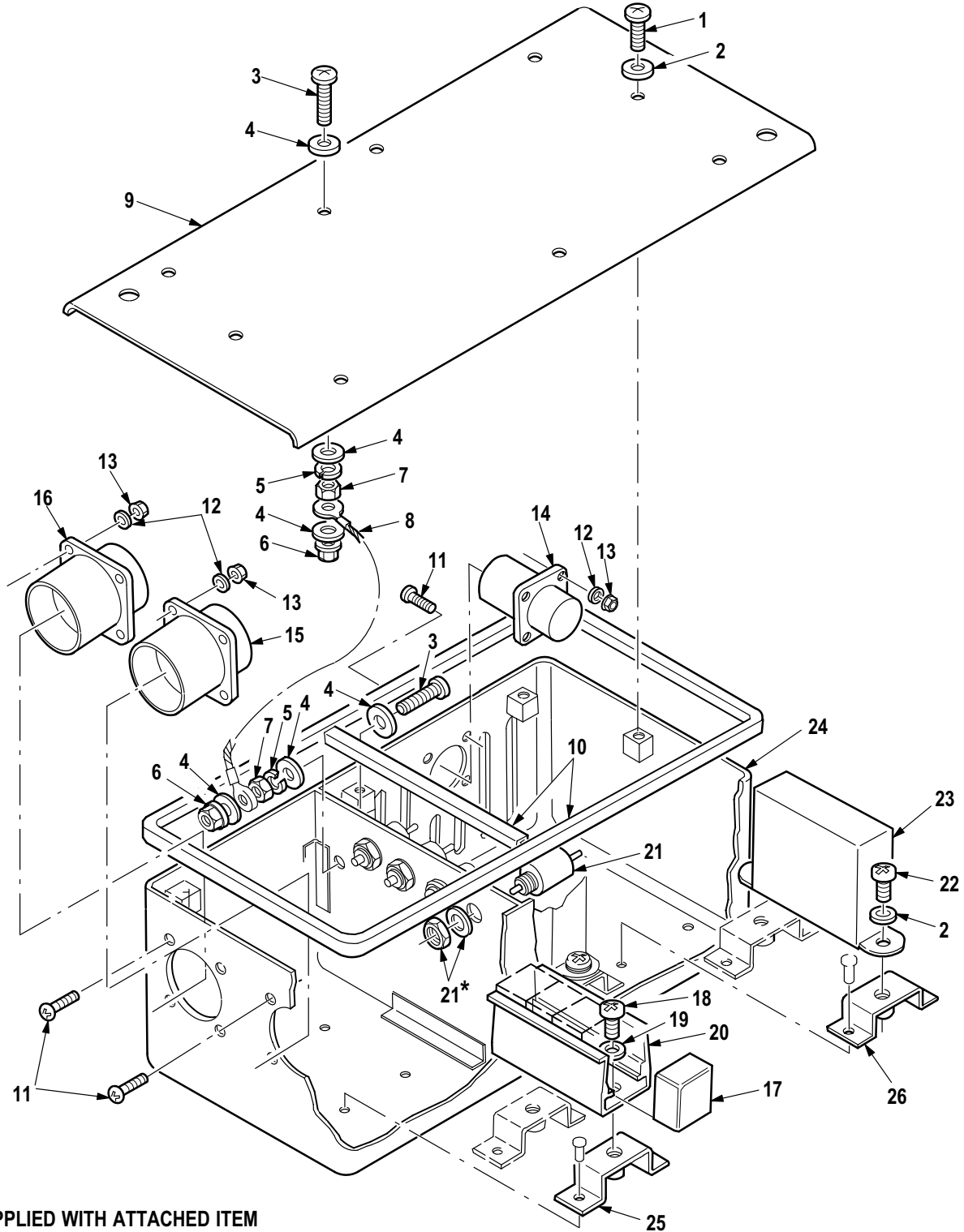


Figure 526. Group 09 Wiring Installation, AFT Avionics Bay (FS 290 to FS 310) (Part 4)  
7-31 1B26025 (Usbl Eff 82-23355 thru 88-0199)  
7-31 1B26025-601 (Usbl Eff 88-0200 and Subs)

(1) ITEM NO.	(2) SMR CODE	(3) CAGE	(4) PART NUMBER	(5) DESCRIPTION AND USABLE ON CODE (UOC)	(6) QTY
				Group 09 Electrical System Fig. 526 Wiring Installation, AFT Avionics Bay (FS 290 to FS 310) (Part 4) 7-31 1B26025 (Usbl Eff 82-23355 thru 88-0199) 7-31 1B26025-601 (Usbl Eff 88-0200 and Subs)	
1	PAOZZ	80205	NAS1096-3-8	• Screw, Machine (Qty 31 Usbl Eff 82-23355 thru 88-0199) .....	36
2	PAOZZ	88044	AN960JD10L	• Washer, Flat .....	84
3	PAOOO	02731	7-31 1B25093-3	• Distribution Box (See Fig. 530 for Breakdown) (Usbl Eff 82-23355 thru 88-0199) .....	1
3	PAOOO	02731	7-31 1B25093-5	• Distribution Box (See Fig. 530 for Breakdown) (Usbl Eff 88-0200 and Subs) .....	1
4	PAOZZ	96906	MS3181-8CA	• Cover, Electrical Co .....	1
5	PAOZZ	96906	MS24693S5	• Screw, Machine .....	3
6	PAOZZ	96906	MS24693S6	• Screw, Machine .....	1
7	PAOZZ	80205	MS21042L04	• Nut, Self-Locking, Ex .....	12
8	PAOZZ	81349	M85052/1-8	• Clamp, Loop (Qty 2 Usbl Eff 82-23355 thru 88-0199) ....	3
9	PAOZZ	81349	M85052/1-4	• Clamp, Loop (Qty 12 Usbl Eff 82-23355 thru 88-0199) ...	9
10	PAOZZ	02731	HS5346-0008	• Clamp, Loop .....	3
11	PAOZZ	02731	HS5346-0006	• Clamp, Loop .....	6
12	PAOZZ	81349	M85052/1-7	• Clamp, Loop .....	10
13	PAOZZ	88044	AN960JD6L	• Washer, Flat .....	12
14	PAOZZ	80205	NAS1096-3-12	• Screw, Machine .....	8
15	PAOZZ	80205	NAS43DD3-16	• Spacer, Sleeve .....	8
16	PAOZZ	02731	HS5346-0007	• Clamp, Loop (Qty 12 Usbl Eff 82-23355 thru 88-0199) ...	6
17	PAOZZ	96906	MS21083N3	• Nut, Self-Locking, He .....	8
18	XDOZZ	02731	HS4789-120	• Terminal Junction B .....	8
19	PAOZZ	88044	AN960JD4L	• Washer, Flat .....	8
20	PAOZZ	80205	NAS1096-3-9	• Screw, Machine .....	11
21	PAOZZ	02731	HS5346-0004	• Clamp, Loop .....	1
22	PAOZZ	80205	NAS1096-3-24	• Screw, Machine .....	5
23	PAOZZ	80205	NAS43DD3-40	• Spacer, Sleeve (Qty 5 Usbl Eff 82-23355 thru 88-0199) ..	6
24	PAOZZ	80205	NAS43DD3-32N	• Spacer, Sleeve (Qty 5 Usbl Eff 82-23355 thru 88-0199) ..	7
25	PAOZZ	81349	M85052/1-5	• Clamp, Loop .....	3
26	PAOZZ	81349	M85052/1-6	• Clamp, Loop (Qty 3 Usbl Eff 82-23355 thru 88-0199) ....	4
27	PAOZZ	80205	MS21042L06	• Nut, Self-Locking, Ex .....	4
28	PAOZZ	80205	NAS1635-06-8	• Screw, Machine .....	4
29	PAOZZ	80205	NAS1096-3-16	• Screw, Machine (Qty 3 Usbl Eff 82-23355 thru 88-0199) .....	5
30	PAOZZ	02731	HS5346-0002	• Clamp, Loop (Qty 5 Usbl Eff 82-23355 thru 88-0199) ....	6
31	PAOZZ	81349	M85052/1-17	• Clamp, Loop (Usbl Eff 88-0200 and Subs) .....	2
32	PAOZZ	81349	M85052/1-22	• Clamp, Loop (Qty 7 Usbl Eff 82-23355 thru 88-0199) ....	11
33	PAOFF	02731	7-31 1D00035	• Filter, Radio Freque (See Fig. 527 for Breakdown) (Usbl Eff 88-0200 and Subs) .....	1
34	PAOZZ	02731	HS5773DC09NB	• Clamp, Loop A/C With MWO 1-1520-238-50-49 Incorporated .....	2
35	PAOZZ	02731	HS5773DC05NB	• Clamp, Loop A/C With MWO 1-1520-238-50-49 Incorporated .....	1
END OF FIGURE					



\* SUPPLIED WITH ATTACHED ITEM

M09-1223A

Figure 527. Group 09 Filter, Radio Frequency  
7-31 1D00035 (Usbl Eff 88-0200 and Subs)

(1) ITEM NO.	(2) SMR CODE	(3) CAGE	(4) PART NUMBER	(5) DESCRIPTION AND USABLE ON CODE (UOC)	(6) QTY
				Group 09 Electrical System Fig. 527 Filter, Radio Frequency 7-31 1D00035 (Usbl Eff 88-0200 and Subs) See Fig. 526 for NHA	
1	PAFZZ	80205	NAS602-12P	• Screw, Machine .....	8
2	PAFZZ	88044	AN960JD8L	• Washer, Flat .....	12
3	PAFZZ	80205	NAS603-12P	• Screw, Machine .....	2
4	PAFZZ	80205	NAS620A10L	• Washer, Flat .....	6
5	PAFZZ	96906	MS35338-43	• Washer, Lock .....	2
6	PAFZZ	80205	MS21042L3	• Nut, Self-Locking, Ex .....	2
7	PAFZZ	80205	NAS671C10	• Nut, Plain, Hexagon .....	2
8	PAFZZ	81349	M83413/8-G04BB	• Lead, Electrical .....	1
9	XDFZZ	02731	7-31 1D00039	• Cover, Filter Box .....	1
10	MFFZZ	02731	M83528/010B001	• Gasket, EMI, Extruded .....	V
11	PAFZZ	80205	NAS600-6P	• Screw, Machine .....	12
12	PAFZZ	88044	AN960JD4L	• Washer, Flat .....	12
13	PAFZZ	80205	MS21042L04	• Nut, Self-Locking, Ex .....	12
14	PAFZA	81349	D38999/20WA98PN	• Connector, Receptacl .....	1
15	PAFZA	81349	D38999/20WD35SN	• Connector, Receptacl .....	1
16	PAFZA	81349	D38999/20WD35SA	• Connector, Receptacl .....	1
17	PAFZZ	11139	CTJ122E01C-8001	• Terminal Junction B .....	4
18	PAFZZ	80205	NAS603-6P	• Screw, Machine .....	2
19	PAFZZ	88044	AN960JD10L	• Washer, Flat .....	2
20	PAFZZ	11139	CTJ-3D-04-4024	• Rack, Electronic Jun .....	1
21	PAFZZ	81349	M15733-23-0054	• Filter, Radio Freque .....	4
22	PAFZZ	80205	NAS602-6P	• Screw, Machine .....	4
23	PAFZZ	02731	HS5564-1	• Transformer, Power .....	2
24	XAFFF	02731	7-31 1D00036	• Box, Filter, Xfmr .....	1
25	XDFZZ	02731	7-31 1D00036-13	• Bracket Assy .....	2
26	XDFZZ	02731	7-31 1D00036-1 1	• Bracket Assy .....	4
END OF FIGURE					

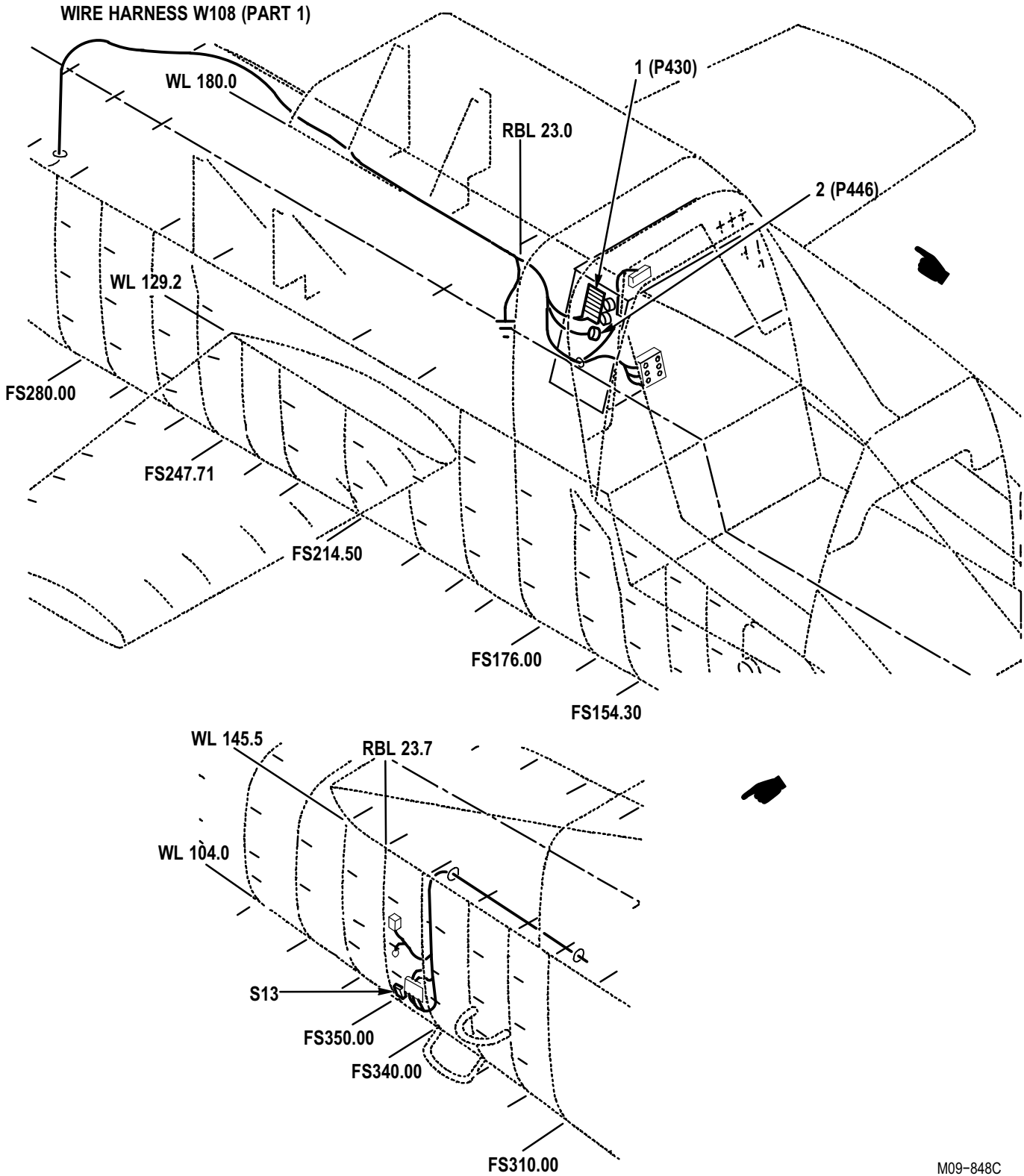
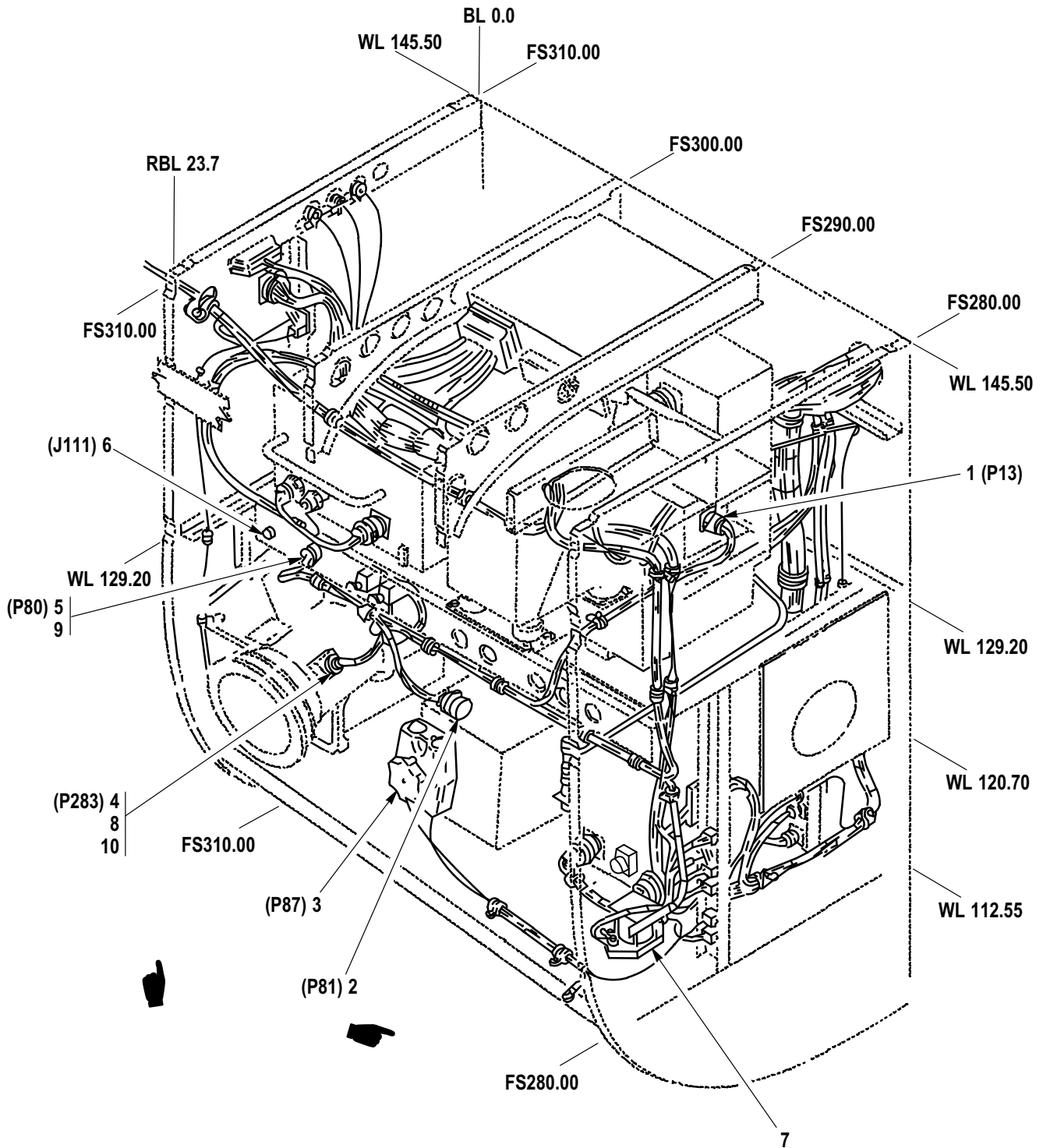


Figure 528. Group 09 Wiring Harness, W108 (Part 1)  
7-31 1B24108-009

(1) ITEM NO.	(2) SMR CODE	(3) CAGE	(4) PART NUMBER	(5) DESCRIPTION AND USABLE ON CODE (UOC)	(6) QTY
1	XDOZZ	02731	HS5239J1222W	Group 09 Electrical System Fig. 528 Wiring Harness, W108 (Part 1) 7-31 1B24108-009 • Connector, Receptacl ..... • Connector, Plug, Elec ..... END OF FIGURE	1
2	XDOZZ	96906	MS27467T11B2S		1

WIRE HARNESS W108 (PART 2)

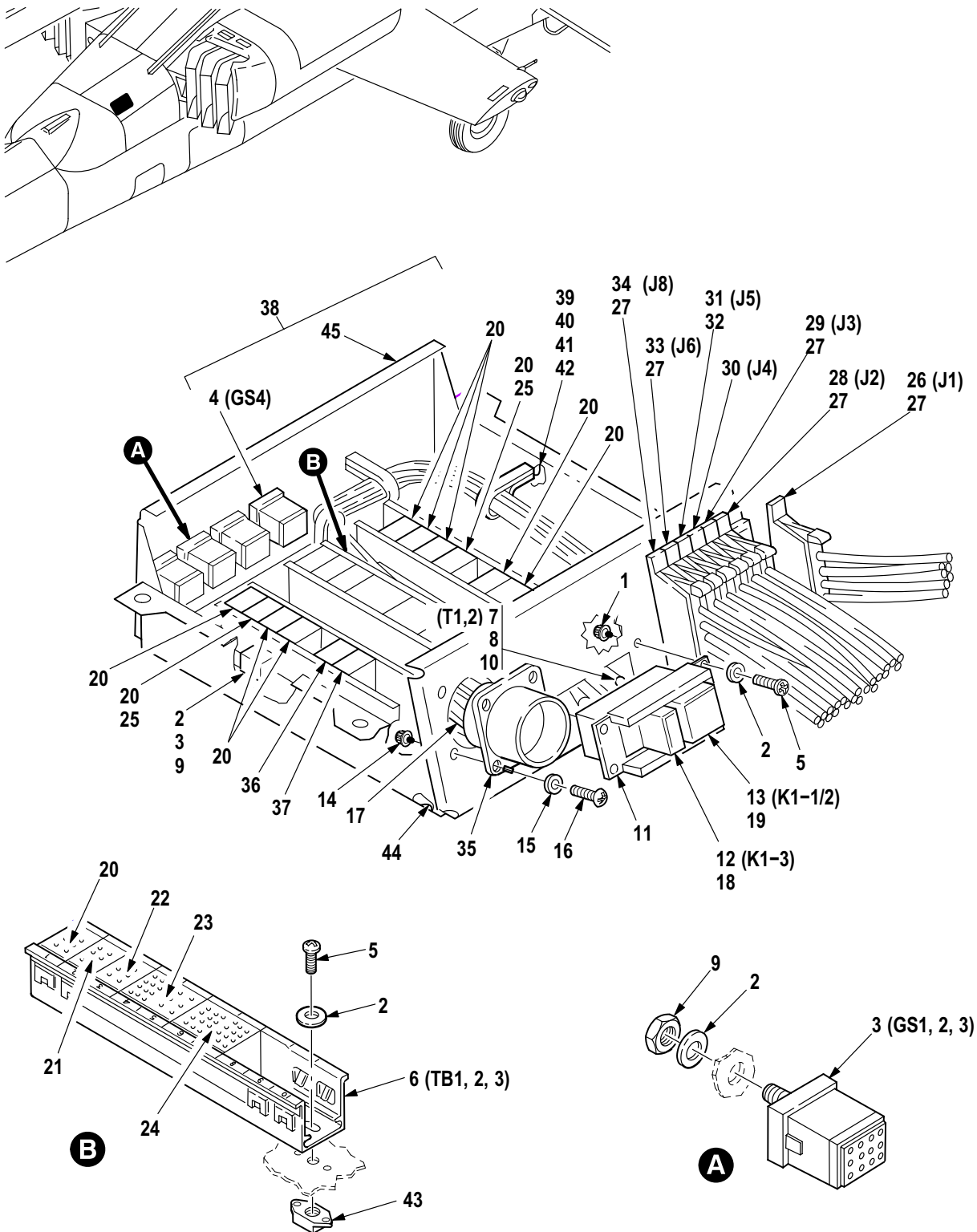


M09-847D

Figure 529. Group 09 Wiring Harness, W108 (Part 2)  
7-31 1B24108-009



(1) ITEM NO.	(2) SMR CODE	(3) CAGE	(4) PART NUMBER	(5) DESCRIPTION AND USABLE ON CODE (UOC)	(6) QTY
				Group 09 Electrical System Fig. 529 Wiring Harness, W108 (Part 2) 7-31 1B24108-009	
1	PAOZZ	96906	MS3137E7-50S	• Connector, Plug, Elec .....	1
2	XDOZZ	96906	MS27467T11B35P	• Connector, Plug, Elec .....	1
3	PAOZZ	96906	MS3349-2	• Connector, Plug, Elec .....	1
4	PAOZZ	81349	M83723/75W1005N	• Connector, Plug, Elec .....	1
5	XDOZZ	96906	MS27467T17B99S	• Connector, Plug, Elec .....	1
6	XDOZZ	96906	MS3110F8-2S	• Connector, Receptacl .....	1
7	PAOZZ	96906	MS25171-2S	• Cable Nipple, Electr .....	2
8	XDOZZ	81349	M85049/31-10A	• Adapter, Cable Clamp .....	1
9	PAOZZ	02731	HS4800-222	• Terminal Junction B .....	2
10	MOOZZ	02731	HS5215E103	• Rubber Strip .....	V
END OF FIGURE					



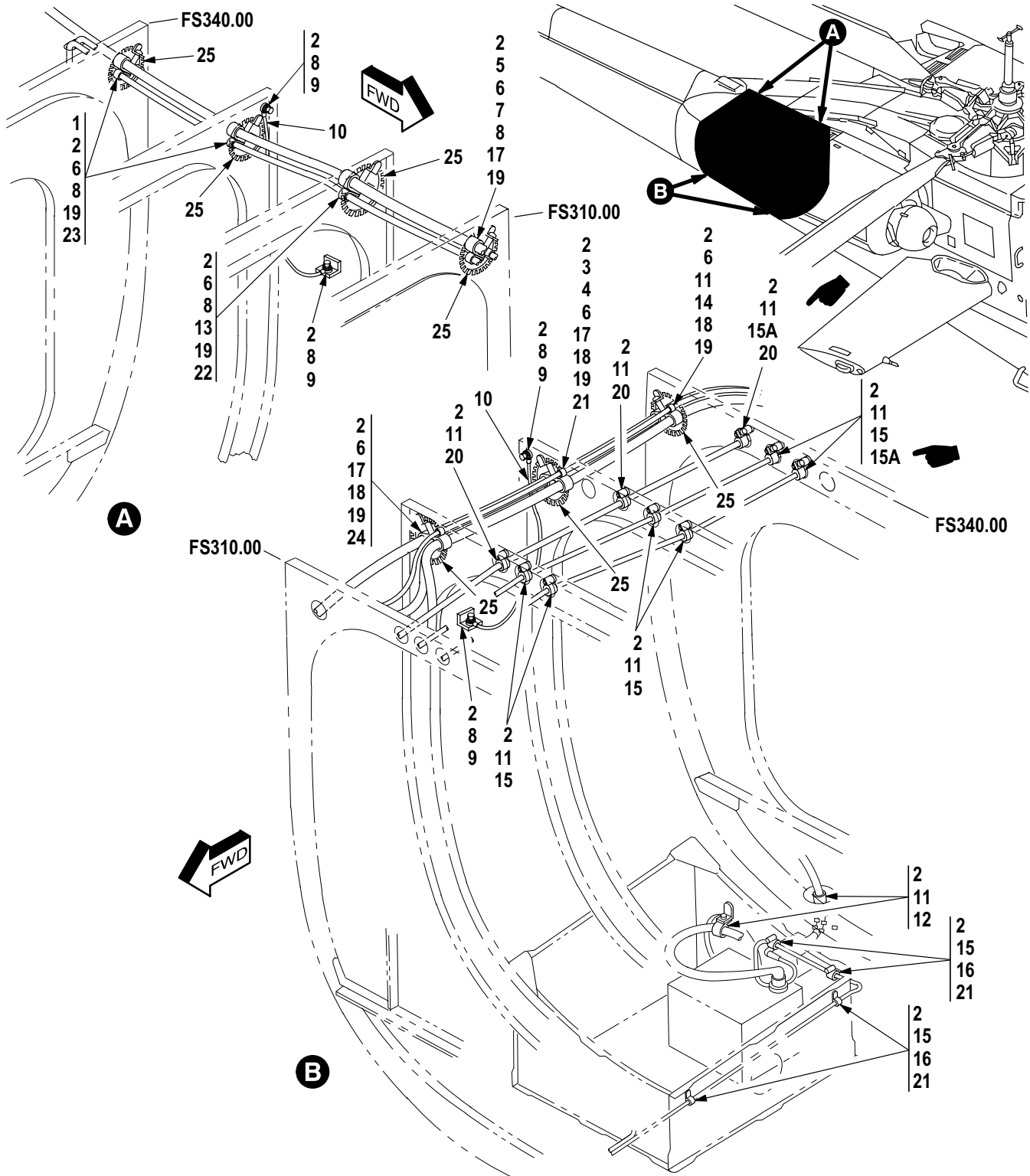
M09-901J

Figure 530. Group 09 Distribution Box Assembly, AFT Avionics Bay  
 7-31 1B25093-3 (Usbl Eff 82-23355 thru 88-0199)  
 7-31 1B25093-5 (Usbl Eff 88-0200 and Subs)

(1) ITEM NO.	(2) SMR CODE	(3) CAGE	(4) PART NUMBER	(5) DESCRIPTION AND USABLE ON CODE (UOC)	(6) QTY
				Group 09 Electrical System Fig. 530 Distribution Box Assembly, AFT Avionics Bay 7-31 1B25093-3 (Usbl Eff 82-23355 thru 88-0199) 7-31 1B25093-5 (Usbl Eff 88-0200 and Subs) See Fig. 526 for NHA	
1	PAOZZ	80205	MS21042L3	• Nut, Self-Locking, Ex . . . . .	4
2	PAOZZ	88044	AN960JD10L	• Washer, Flat (Qty 14 Usbl Eff 82-23355 thru 88-0199) . . .	15
3	XDOZZ	02731	HS4789-120	• Terminal Junction B (Qty 3 Usbl Eff 82-23355 thru 88-0199) . . . . .	4
4	PAOZZ	11139	CTJ716E01D-6144	• Terminal Junction B . . . . .	1
5	PAOZZ	96906	MS51958-62	• Screw, Machine . . . . .	10
6	PAOZZ	02731	HS4778-310	• Rack, Electronic Jun . . . . .	3
7	PAOZZ	96906	MS51957-50	• Screw, Machine (Usbl Eff 82-23355 thru 88-0199) . . . . .	2
8	PAOZZ	88044	AN960JD8L	• Washer, Flat (Usbl Eff 82-23355 thru 88-0199) . . . . .	2
9	PAOZZ	96906	MS21083N3	• Nut, Self-Locking, He . . . . .	5
10	PAOZZ	02731	7-21 1D00011	• Transformer, Power (Usbl Eff 82-23355 thru 88-0199) . . .	2
11	PAOZZ	02731	HS4785-304	• Retainer, Electrical . . . . .	1
12	PAOZZ	02731	HS4235-1 101	• Relay, Electromagnet . . . . .	1
13	PAOZZ	02731	HS4228-1 101	• Relay, Electromagnet . . . . .	1
14	PAOZZ	80205	MS21042L06	• Nut, Self-Locking, Ex . . . . .	4
15	PAOZZ	88044	AN960JD6L	• Washer, Flat . . . . .	4
16	PAOZZ	96906	MS51957-28	• Screw, Machine . . . . .	4
17	PAOOO	02731	7-31 1B24642-005	• Wiring Harness, Bran (Usbl Eff 82-23355 thru 88-0199) . . . . .	1
17	PAOOO	02731	7-31 1B24642-007	• Wiring Harness, Bran (Usbl Eff 88-0200 and Subs) . . . . .	1
18	PAOZZ	02731	HS4791-1	•• Terminal Junction B . . . . .	1
19	PAOZZ	02731	HS4791-4	•• Contact, Electrical Socket . . . . .	1
20	PAOZA	09205	149004-2	•• Terminal Junction B (Qty 11 Usbl Eff 82-23355 thru 88-0199) . . . . .	10
21	PAOZZ	26512	GM812A2	•• Terminal Junction B . . . . .	1
22	PAOZZ	81755	C8713-20-1 11	•• Terminal Junction B . . . . .	1
23	PAOZZ	02731	HS5064-8012	•• Coupler, Optoelectro . . . . .	1
24	PAOZZ	02731	HS5066-1001	•• Resistor Network, Fi . . . . .	1
25	PAOZZ	81349	M83519/2-8	•• Splice, Conductor . . . . .	14
26	XDOZZ	02731	HS5239F2120W	•• Connector, Receptacl . . . . .	1
27	PAOZZ	02731	HS5239-9220	•• Connector, Receptacl . . . . .	5
28	XDOZZ	02731	HS5239D2123	•• Connector, Receptacl . . . . .	1
29	XDOZZ	02731	HS5239E2120W	•• Connector, Receptacl . . . . .	1
30	XDOZZ	02731	HS5239C2120	•• Connector, Receptacl (Usbl Eff 82-23355 thru 88-0199) . . . . .	1
30	XDOZZ	02731	HS5239C2123	•• Connector, Receptacl (Usbl Eff 88-0200 and Subs) . . . . .	1
31	XDOZZ	02731	HS5239A2120	•• Connector, Receptacl . . . . .	1
32	PAOZZ	02731	HS5239-9221	•• Connector, Receptacl . . . . .	1
33	XDOZZ	02731	HS5239B2120W	•• Connector, Receptacl (Usbl Eff 82-23355 thru 88-0199) . . . . .	1
34	XDOZZ	02731	HS5239G2122	•• Connector, Receptacl . . . . .	1
35	PAOZZ	96906	MS27656T23B21P	•• Connector, Receptacl . . . . .	1
36	PAOZZ	02731	HS4737-2201	•• Terminal Junction B . . . . .	1
37	PAOZZ	02731	HS4737-2202	•• Terminal Junction B . . . . .	1
38	PAOOO	02731	7-31 1B25094	• Distribution Box (Usbl Eff 82-23355 thru 88-0199) . . . . .	1
38	XDOZZ	02731	7-31 1B25094-5	• Distribution Box (Usbl Eff 88-0200 and Subs) . . . . .	1
39	PAOZZ	80205	MS21042-3	•• Nut, Self-Locking, Ex . . . . .	3

(1) ITEM NO.	(2) SMR CODE	(3) CAGE	(4) PART NUMBER	(5) DESCRIPTION AND USABLE ON CODE (UOC)	(6) QTY
40	PAOZZ	88044	AN960JD10L	•• Washer, Flat .....	3
41	PAOZZ	80205	NAS603-6P	•• Screw, Machine .....	3
42	PAOZZ	02731	HS4271-3S10	•• Mounting Base, Tiedo .....	3
43	PAOZZ	80205	MS21075L3E	•• Nut, Self-Locking, Pl .....	6
44	XDOZZ	80205	MS21075L08	•• Nut, Self-Locking, Pl .....	2
45	XDOZZ	02731	7-31 1B25094-3	•• Distribution Box (Usbl Eff 82-23355 thru 88-0199) .....	1
45	XDOZZ	02731	7-31 1B25094-7	•• Distribution Box (Usbl Eff 88-0200 and Subs) .....	1
END OF FIGURE					

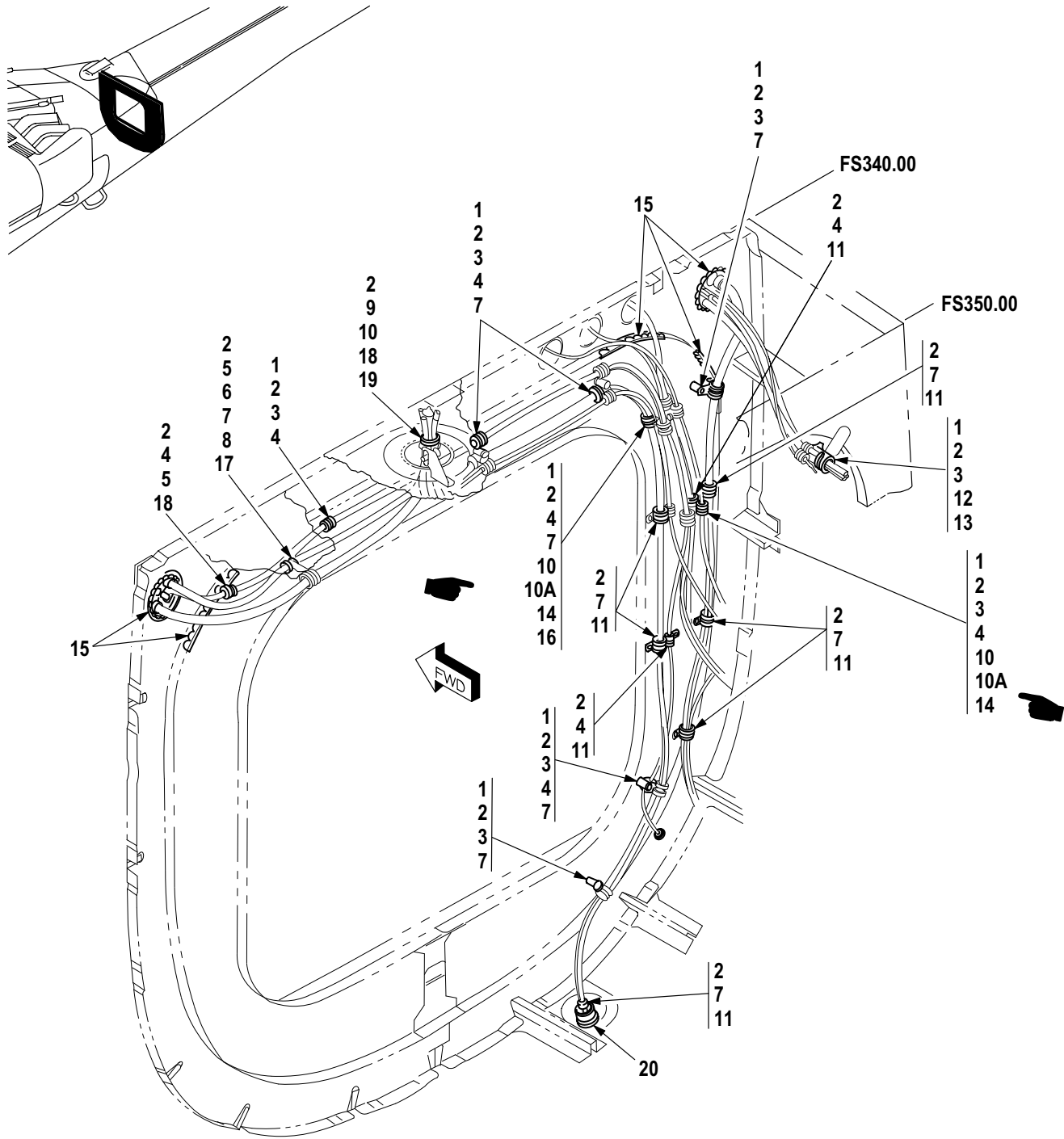




M09-1017H

Figure 531. Group 09 Wiring Installation, Tailboom (Part 1)  
7-31 1B26026

(1) ITEM NO.	(2) SMR CODE	(3) CAGE	(4) PART NUMBER	(5) DESCRIPTION AND USABLE ON CODE (UOC)	(6) QTY
				Group 09 Electrical System Fig. 531 Wiring Installation, Tailboom (Part 1) 7-31 1B26026	
1	PAOZZ	80205	NAS1096-3-28	• Screw, Machine .....	8
2	PAOZZ	88044	AN960JD10L	• Washer, Flat .....	142
3	PAOZZ	80205	NAS43DD3-56	• Spacer, Sleeve .....	2
4	PAOZZ	80205	NAS43DD3-16	• Spacer, Sleeve .....	10
5	PAOZZ	80205	NAS43DD3-84N	• Spacer, Sleeve .....	1
6	PAOZZ	81349	M85052/1-8	• Clamp, Loop .....	4
7	PAOZZ	81349	M85052/1-2	• Clamp, Loop .....	27
8	PAOZZ	96906	MS51958-64	• Screw, Machine .....	4
9	PAOZZ	96906	MS35338-138	• Washer, Lock .....	3
10	PAOZZ	81349	M83413/8-G13BB	• Lead, Electrical .....	2
11	PAOZZ	80205	NAS1096-3-8	• Screw, Machine .....	77
12	PAOZZ	02731	HS5346-0008	• Clamp, Loop .....	3
13	PAOZZ	80205	NAS1096-3-37	• Screw, Machine .....	3
14	PAOZZ	80205	NAS43DD3-32N	• Spacer, Sleeve .....	15
15	PAOZZ	02731	HS5346-0004	• Clamp, Loop .....	33
15A	PAOZZ	02731	HS5773DC05NB	• Clamp, Cushioned L A/C With MWO 1-1520-238-50-49 Incorporated .....	2
16	PAOZZ	80205	NAS1096-3-13	• Screw, Machine .....	2
17	PAOZZ	80205	NAS1096-3-31	• Screw, Machine .....	4
18	PAOZZ	02731	HS5346-0003	• Clamp, Loop .....	83
19	PAOZZ	02731	HS5346-0006	• Clamp, Loop .....	20
20	PAOZZ	81349	M85052/1-5	• Clamp, Loop .....	4
21	PAOZZ	80205	NAS43DD3-24N	• Spacer, Sleeve .....	2
22	PAOZZ	80205	NAS43DD3-106N	• Spacer, Sleeve .....	1
23	PAOZZ	80205	NAS43DD3-72	• Spacer, Sleeve .....	2
24	PAOZZ	80205	NAS43DD6-31N	• Spacer, Sleeve .....	1
25	PAOZZ	96906	MS21266-2N	• Grommet, Nonmetallic .....	V
END OF FIGURE					

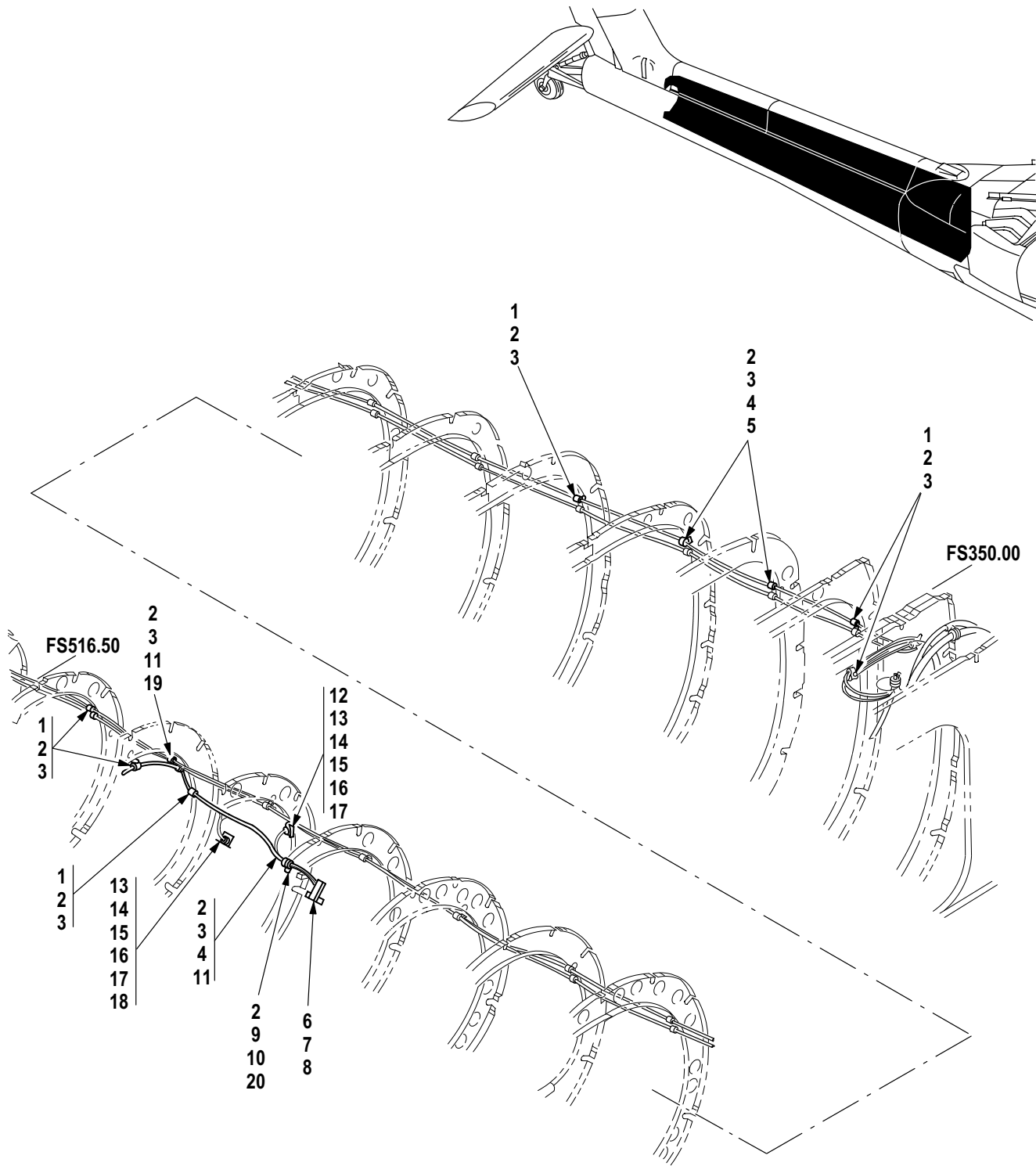


M09-1018E

Figure 532. Group 09 Wiring Installation, Tailboom (Part 2)  
7-31 1B26026



(1) ITEM NO.	(2) SMR CODE	(3) CAGE	(4) PART NUMBER	(5) DESCRIPTION AND USABLE ON CODE (UOC)	(6) QTY
				Group 09 Electrical System Fig. 532 Wiring Installation, Tailboom (Part 2) 7-31 1B26026	
1	PAOZZ	80205	NAS1096-3-16	• Screw, Machine .....	18
2	PAOZZ	88044	AN960JD10L	• Washer, Flat .....	142
3	PAOZZ	80205	NAS43DD3-32N	• Spacer, Sleeve .....	15
4	PAOZZ	81349	M85052/1-2	• Clamp, Loop .....	27
5	PAOZZ	80205	NAS43DD6-31N	• Spacer, Sleeve .....	1
6	PAOZZ	80205	NAS43DD3-56	• Spacer, Sleeve .....	2
7	PAOZZ	02731	HS5346-0006	• Clamp, Loop .....	20
8	PAOZZ	02731	HS5346-0008	• Clamp, Loop .....	3
9	XDOZZ	02731	HS5346-0014	• Clamp, Loop .....	1
10	PAOZZ	02731	HS5346-0004	• Clamp, Loop .....	33
10A	PAOZZ	02731	HS5773DC05NB	• Clamp, Loop A/C With MWO 1-1520-238-50-49 Incorporated .....	2
11	PAOZZ	80205	NAS1096-3-8	• Screw, Machine .....	77
12	PAOZZ	02731	HS5346-0003	• Clamp, Loop .....	83
13	PAOZZ	81349	M85052/1-8	• Clamp, Loop .....	4
14	PAOZZ	81349	M85052/1-6	• Clamp, Loop .....	2
15	PAOZZ	96906	MS21266-2N	• Grommet, Nonmetallic .....	V
16	PAOZZ	80205	NAS43DD3-77N	• Spacer, Sleeve .....	1
17	PAOZZ	80205	NAS1096-3-31	• Screw, Machine .....	4
18	PAOZZ	80205	NAS1096-3-24	• Screw, Machine .....	6
19	PAOZZ	80205	NAS43DD3-44	• Spacer, Sleeve .....	3
20	PAOZZ	84971	TA71000066	• Grommet, Nonmetallic .....	1
END OF FIGURE					



M09-1019A

Figure 533. Group 09 Wiring Installation, Tailboom (Part 3)  
7-31 1B26026

(1) ITEM NO.	(2) SMR CODE	(3) CAGE	(4) PART NUMBER	(5) DESCRIPTION AND USABLE ON CODE (UOC)	(6) QTY
				Group 09 Electrical System Fig. 533 Wiring Installation, Tailboom (Part 3) 7-31 1B26026	
1	PAOZZ	80205	NAS1096-3-8	• Screw, Machine .....	77
2	PAOZZ	88044	AN960JD10L	• Washer, Flat .....	142
3	PAOZZ	02731	HS5346-0003	• Clamp, Loop .....	83
4	PAOZZ	80205	NAS1096-3-24	• Screw, Machine .....	7
5	PAOZZ	80205	NAS43DD3-48	• Spacer, Sleeve .....	8
6	PAOZZ	96906	MS51957-46	• Screw, Machine .....	2
7	PAOZZ	88044	AN960JD8L	• Washer, Flat .....	2
8	PAOZA	96906	MS21043-08	• Nut, Self-Locking, Ex .....	2
9	PAOZZ	80205	MS21042L3	• Nut, Self-Locking, Ex .....	20
10	XDOZZ	02731	HS4789-120	• Terminal Junction B .....	5
11	PAOZZ	80205	NAS43DD3-32N	• Spacer, Sleeve .....	15
12	PAOZZ	02731	HS5029-2010	• Cover, Electrical Co .....	1
13	PAOZZ	80205	NAS601-8P	• Screw, Machine .....	2
14	PAOZZ	88044	AN960JD6L	• Washer, Flat .....	2
15	PAOZZ	80205	NAS600-6P	• Screw, Machine .....	24
16	PAOZZ	88044	AN960JD4L	• Washer, Flat .....	40
17	PAOZZ	80205	MS21042L04	• Nut, Self-Locking, Ex .....	40
18	PAOZZ	02731	HS5029-1012	• Cover, Electrical Co .....	1
19	PAOZZ	80205	NAS1096-3-16	• Screw, Machine .....	18
20	PAOZZ	96906	MS21083N3	• Nut, Self-Locking, He .....	5
END OF FIGURE					

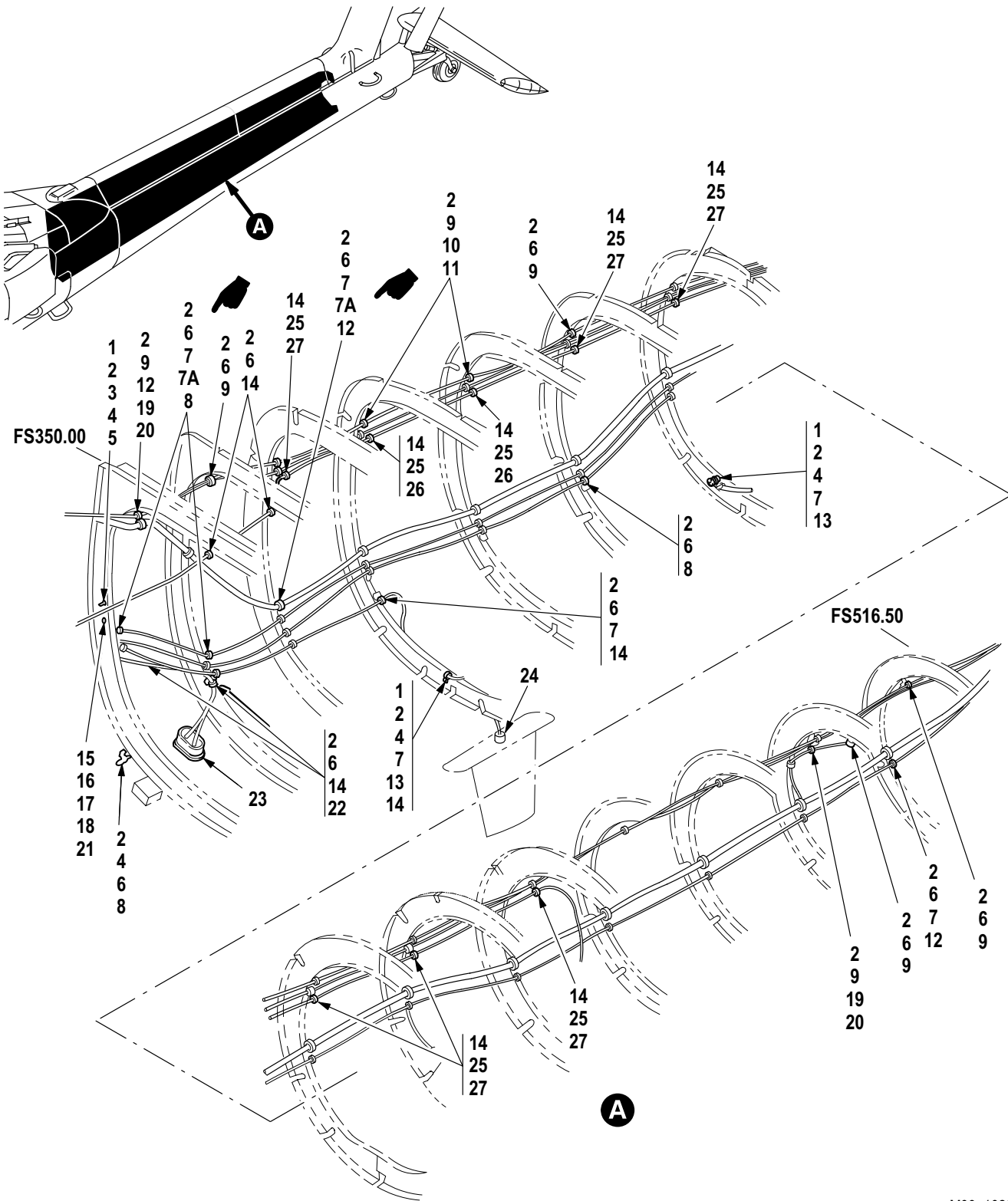
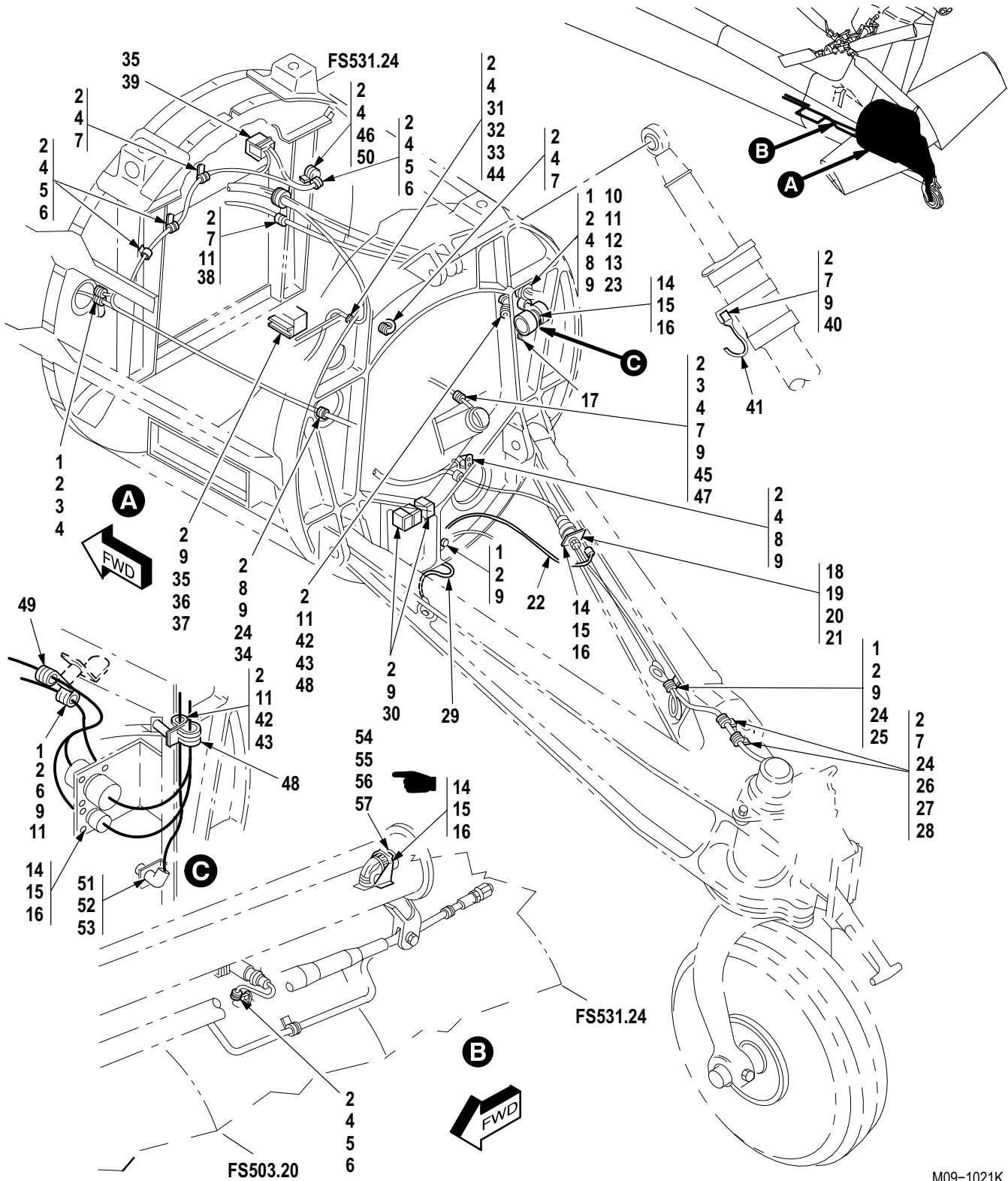


Figure 534. Group 09 Wiring Installation, Tailboom (Part 4)  
7-31 1B26026

(1) ITEM NO.	(2) SMR CODE	(3) CAGE	(4) PART NUMBER	(5) DESCRIPTION AND USABLE ON CODE (UOC)	(6) QTY
				Group 09 Electrical System Fig. 534 Wiring Installation, Tailboom (Part 4) 7-31 1B26026	
1	PAOZZ	80205	NAS1096-3-12	▪ Screw, Machine .....	10
2	PAOZZ	88044	AN960JD10L	▪ Washer, Flat .....	142
3	PAOZZ	96906	MS35338-138	▪ Washer, Lock .....	3
4	PAOZZ	80205	MS21042L3	▪ Nut, Self-Locking, Ex .....	20
5	PAOZZ	96906	MS25082-3	▪ Nut, Plain, Hexagon .....	1
6	PAOZZ	80205	NAS1096-3-8	▪ Screw, Machine .....	77
7	PAOZZ	02731	HS5346-0004	▪ Clamp, Loop .....	33
7A	PAOZZ	02731	HS5773DC05NB	▪ Clamp, Loop A/C With MWO 1-1520-238-50-49 Incorporated .....	2
8	PAOZZ	81349	M85052/1-2	▪ Clamp, Loop .....	27
9	PAOZZ	02731	HS5346-0003	▪ Clamp, Loop .....	83
10	PAOZZ	80205	NAS1096-3-24	▪ Screw, Machine .....	7
11	PAOZZ	80205	NAS43DD3-48	▪ Spacer, Sleeve .....	8
12	PAOZZ	81349	M85052/1-8	▪ Clamp, Loop .....	4
13	PAOZZ	80205	NAS43DD3-16	▪ Spacer, Sleeve .....	10
14	PAOZZ	81349	M85052/1-7	▪ Clamp, Loop .....	17
15	PAOZZ	80205	NAS604-16P	▪ Screw, Machine .....	1
16	PAOZZ	88044	AN960PD416L	▪ Washer, Flat .....	5
17	PAOZZ	96906	MS35338-139	▪ Washer, Lock .....	1
18	PAOZZ	80205	MS21042L4	▪ Nut, Self-Locking, Ex .....	2
19	PAOZZ	80205	NAS1096-3-16	▪ Screw, Machine .....	18
20	PAOZZ	80205	NAS43DD3-32N	▪ Spacer, Sleeve .....	15
21	PAOZZ	96906	MS25082-4	▪ Nut, Plain, Hexagon .....	1
22	PAOZZ	81349	M85052/1-6	▪ Clamp, Loop .....	2
23	PAOZZ	02731	HS5563-2	▪ Grommet, Nonmetallic .....	1
24	XDOZZ	81349	M39012/25-0012	▪ Cover, Electrical Co .....	1
25	PAOZZ	80205	NAS43DD3-52N	▪ Spacer, Sleeve .....	1
26	PAOZZ	80205	NAS1096-3-37	▪ Screw, Machine .....	2
27	PAOZZ	80205	NAS1096-3-28	▪ Screw, Machine .....	6
END OF FIGURE					



M09-1021K

Figure 535. Group 09 Wiring Installation, Tailboom (Part 5)  
7-31 1B26026

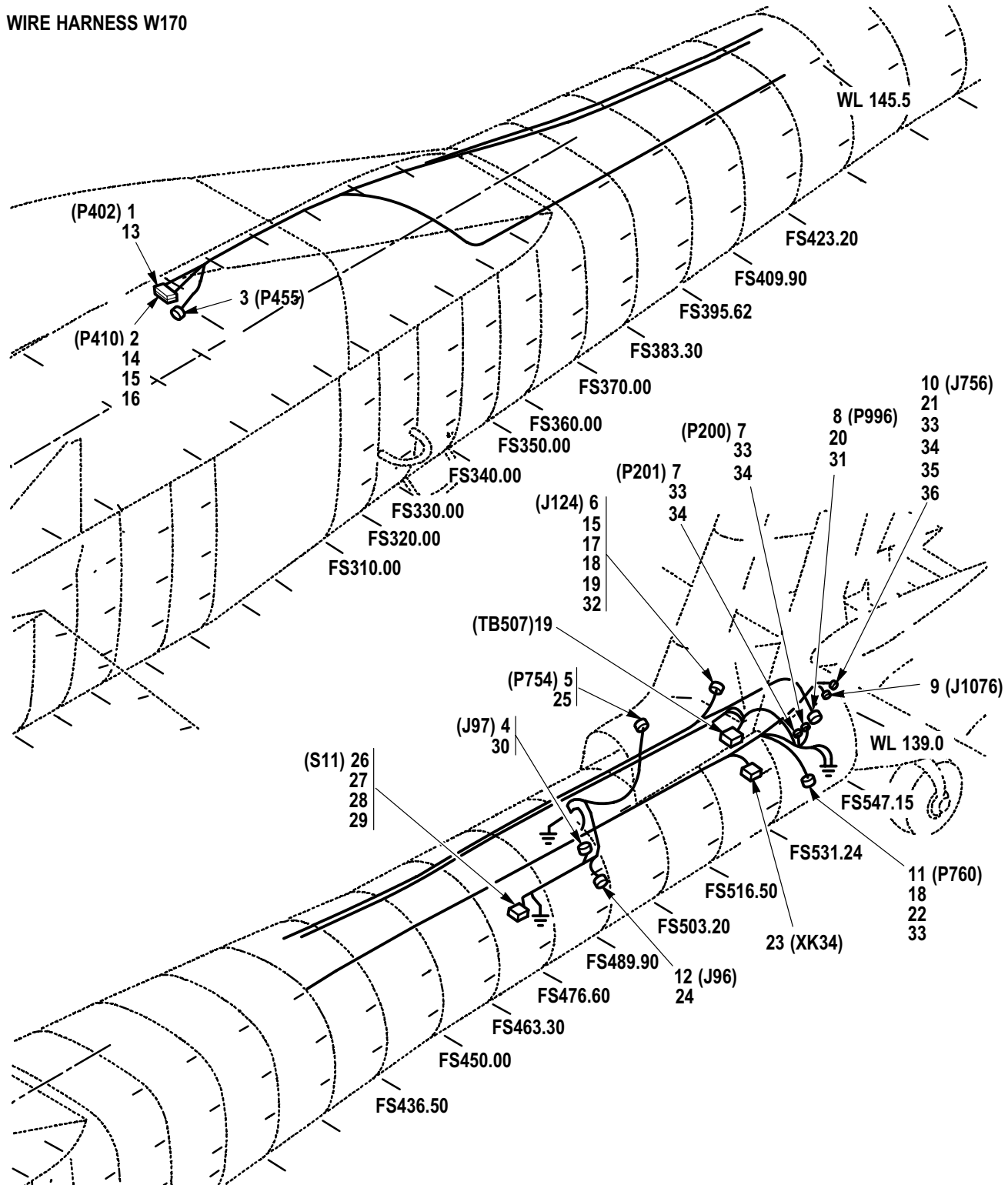
(1) ITEM NO.	(2) SMR CODE	(3) CAGE	(4) PART NUMBER	(5) DESCRIPTION AND USABLE ON CODE (UOC)	(6) QTY
				Group 09 Electrical System Fig. 535 Wiring Installation, Tailboom (Part 5) 7-31 1B26026	
1	PAOZZ	80205	NAS1096-3-16	• Screw, Machine .....	18
2	PAOZZ	88044	AN960JD10L	• Washer, Flat .....	142
3	PAOZZ	80205	NAS43DD3-32N	• Spacer, Sleeve .....	15
4	PAOZZ	02731	HS5346-0003	• Clamp, Loop .....	83
5	PAOZZ	80205	NAS1096-3-12	• Screw, Machine .....	10
6	PAOZZ	80205	NAS43DD3-16	• Spacer, Sleeve .....	10
7	PAOZZ	80205	NAS1096-3-8	• Screw, Machine .....	77
8	PAOZZ	80205	NAS1096-3-24	• Screw, Machine .....	7
9	PAOZZ	80205	MS21042L3	• Nut, Self-Locking, Ex .....	20
10	PAOZZ	02731	HS5346-0006	• Clamp, Loop .....	20
11	PAOZZ	02731	HS5346-0004	• Clamp, Loop .....	33
12	PAOZZ	80205	NAS43DD3-60N	• Spacer, Sleeve .....	1
13	PAOZZ	80205	NAS43DD3-36	• Spacer, Sleeve .....	1
14	PAOZZ	80205	NAS600-6P	• Screw, Machine .....	24
15	PAOZZ	88044	AN960JD4L	• Washer, Flat .....	40
16	PAOZZ	80205	MS21042L04	• Nut, Self-Locking, Ex .....	40
17	PAOZZ	96906	MS35489-5S	• Grommet, Nonmetallic .....	1
18	PAOZZ	96906	MS51958-82	• Screw, Machine .....	1
19	PAOZZ	88044	AN960PD416L	• Washer, Flat .....	5
20	PAOZZ	80205	MS21042L4	• Nut, Self-Locking, Ex .....	2
21	PAOZZ	02731	7-31 1B25091	• Bracket Assembly .....	1
22	PAOZZ	96906	MS25083-2BC13	• Lead, Electrical .....	2
23	PAOZZ	80205	NAS43DD3-56	• Spacer, Sleeve .....	2
24	PAOZZ	81349	M85052/1-2	• Clamp, Loop .....	27
25	PAOZZ	02731	HS5032-0001	• Bracket, Angle .....	1
26	MFOFF	02731	7-31 1B25125-1 1	• Support, Wire .....	1
27	PAFZZ	02731	HS4153-02	• Nut, Self-Locking, Pl .....	2
28	MFFZZ	02731	7-31 1B25125-13	• Lug .....	1
29	PAOZZ	81349	M83413/8-A10BB	• Lead, Electrical .....	3
30	XDOZZ	02731	HS4789-120	• Terminal Junction B .....	5
31	MFOFF	02731	7-31 1B25125-3	• Support Wire .....	1
32	MFFZZ	02731	7-31 1B25125-7	• Lug .....	1
33	PAFZZ	02731	HS4153-02	• Nut, Self-Locking, Pl .....	1
34	PAOZZ	80205	NAS43DD3-48	• Spacer, Sleeve .....	8
35	PAOZZ	96906	MS51958-62	• Screw, Machine .....	6
36	PAOZZ	02731	HS4235-1 101	• Relay, Electromagnet .....	1
37	XDOZZ	02731	HS4785-102	• Track Assy, Relay .....	1
38	PAOZZ	81349	M85052/1-8	• Clamp, Loop .....	4
39	PAOZZ	02731	HS4778-102	• Rack, Electronic Jun .....	1
40	PAOZZ	88044	AN742D40	• Clamp, Loop .....	1
41	PAOZZ	57815	WC0241	• Disk, End Seal, Elect .....	2
42	PAOZZ	80205	NAS1096-3-18	• Screw, Machine .....	3
43	PAOZZ	80205	NAS43DD3-40	• Spacer, Sleeve .....	1
44	PAOZZ	80205	NAS1096-3-10	• Screw, Machine .....	1
45	PAOZZ	88044	AN743-12	• Bracket, Angle .....	1
46	PAOZZ	80205	NAS43DD3-64N	• Spacer, Sleeve .....	1
47	PAOZZ	02731	HS5346-0002	• Clamp, Loop .....	2
48	PAOZZ	81349	M85052/1-12	• Clamp, Loop .....	1
49	PAOZZ	81349	M85052/1-10	• Clamp, Loop .....	2

(1) ITEM NO.	(2) SMR CODE	(3) CAGE	(4) PART NUMBER	(5) DESCRIPTION AND USABLE ON CODE (UOC)	(6) QTY
50	PAOZZ	80205	NAS1096-3-25	• Screw, Machine .....	1
51	PAOZZ	96906	MS51957-7	• Screw, Machine .....	4
52	PAOZZ	96906	MS27183-2	• Washer, Flat A/C With MWO 1-1520-238-50-49 Incorporated .....	8
53	PAOZZ	80205	NAS1291C02M	• Nut, Self-Locking, Ex .....	4
54	PAOZA	81349	M39012/29-0503	• Connector, Receptacl A/C With MWO 1-1520-238-50-49 Incorporated .....	1
55	PAOZZ	96906	MS51957-7	• Screw, Machine A/C With MWO 1-1520-238-50-49 Incorporated .....	1
56	PAOZZ	80205	NAS1291C02M	• Nut, Self-Locking, Ex A/C With MWO 1-1520-238-50-49 Incorporated .....	4
57	PAOZZ	96906	MS27183-2	• Washer, Flat A/C With MWO 1-1520-238-50-49 Incorporated .....	1
END OF FIGURE					





WIRE HARNESS W170

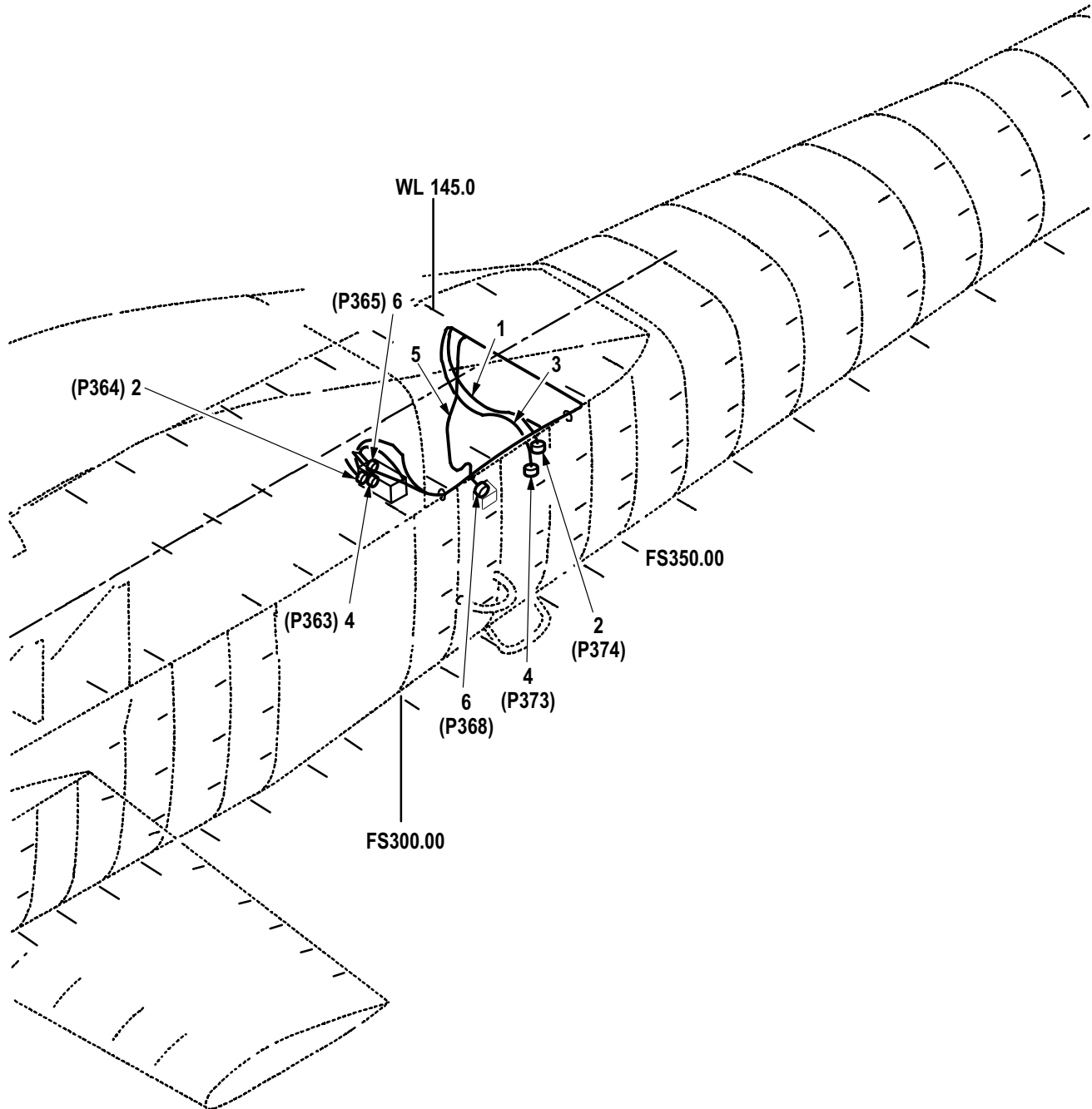


M09-860F

Figure 536. Group 09 Wiring Harness, W170  
7-31 1B24170-005 (Usbl Eff 82-23355 thru 88-0199)  
7-31 1B24170-007 (Usbl Eff 88-0200 and Subs)

(1) ITEM NO.	(2) SMR CODE	(3) CAGE	(4) PART NUMBER	(5) DESCRIPTION AND USABLE ON CODE (UOC)	(6) QTY
				Group 09 Electrical System Fig. 536 Wiring Harness, W170 7-31 1B24170-005 (Usbl Eff 82-23355 thru 88-0199) 7-31 1B24170-007 (Usbl Eff 88-0200 and Subs)	
1	XDOZZ	02731	HS5239A1220W	• Connector, Receptacl . . . . .	1
2	XDOZZ	02731	HS5239B1220W	• Connector, Receptacl . . . . .	1
3	XDOZZ	96906	MS27467T25B24S	• Connector, Plug, Elec . . . . .	1
4	PAOZZ	96906	MS3452W12S-3S	• Connector, Receptacl . . . . .	1
5	PAOZZ	96906	MS3116F8-2S	• Connector, Plug, Elec . . . . .	1
6	PAOZZ	81349	M83723/71W2039N	• Connector, Receptacl . . . . .	1
7	PAOZZ	96906	MS3476W16-26P	• Connector, Plug, Elec . . . . .	1
8	PAOZZ	96906	MS3476W14-12S	• Connector, Plug, Elec . . . . .	1
9	PAOZZ	96906	MS27656T11B98S	• Connector, Receptacl . . . . .	1
10	PAOZZ	81349	M83723/72W1624N	• Connector, Receptacl . . . . .	1
11	PAOZZ	81349	M83723/75W1005N	• Connector, Plug, Elec . . . . .	1
12	PAOZZ	81349	M83723/71W1212N	• Connector, Receptacl . . . . .	1
13	PAOZZ	02731	HS5239-9221	• Connector, Receptacl . . . . .	1
14	PAOZZ	02731	HS5239-9220	• Connector, Receptacl . . . . .	1
15	PAOZZ	81349	M83519/2-8	• Splice, Conductor . . . . .	6
16	PAOZZ	81349	M83519/2-7	• Splice, Conductor . . . . .	2
17	PAOZZ	81349	M85049/51-1-20W	• Adapter, Cable Clamp . . . . .	1
18	PAOZZ	81343	M81824/1-2	• Splice, Conductor . . . . .	7
19	PAOZZ	81349	M81824/1-3	• Splice, Conductor . . . . .	2
20	PAOZZ	81349	M85049/51-1-14W	• Adapter, Cable Clamp . . . . .	1
21	PAOZZ	81349	M83519/2-13	• Splice, Conductor (Usbl Eff 82-23355 thru 88-0199) . . . . .	9
22	XDOZZ	81349	M85049/31-10A	• Adapter, Cable Clamp . . . . .	1
23	PAOZZ	02731	HS4791-1	• Terminal Junction B . . . . .	1
24	PAOZZ	02731	HS5003-1 105	• Adapter, Cable Clamp . . . . .	1
25	PAOZZ	02731	HS5255-1082	• Clamp, Cable, Electri . . . . .	1
26	PAOZZ	02731	7-316100021	• Switch, Sensitive . . . . .	1
27	PAOZZ	02731	HS5077-4003	• Cap, Electrical . . . . .	1
28	PAOZZ	02731	HS4800-120	• Terminal Junction B . . . . .	1
29	XDOZZ	02731	HS4800-220	• Terminal Junction B . . . . .	2
30	PAOZZ	02731	HS5029-2010	• Cover, Electrical Co . . . . .	1
31	PAOZZ	96906	MS35275-230	• Screw, Machine . . . . .	2
32	PAOZZ	96906	MS35275-245	• Screw, Machine . . . . .	2
33	MOOZZ	02731	HS5215E103	• Rubber Strip . . . . .	V
34	PAOZZ	81349	M85049/31-16W	• Adapter, Cable Clamp . . . . .	2
35	PAOZZ	02731	HS5574-15108	• Adapter, Cable Clamp (Usbl Eff 88-0200 and Subs) . . . . .	1
36	PAOZZ	02731	HS4786-633	• Splice, Conductor . . . . .	9
END OF FIGURE					

WIRE HARNESS W182  
W183  
W184

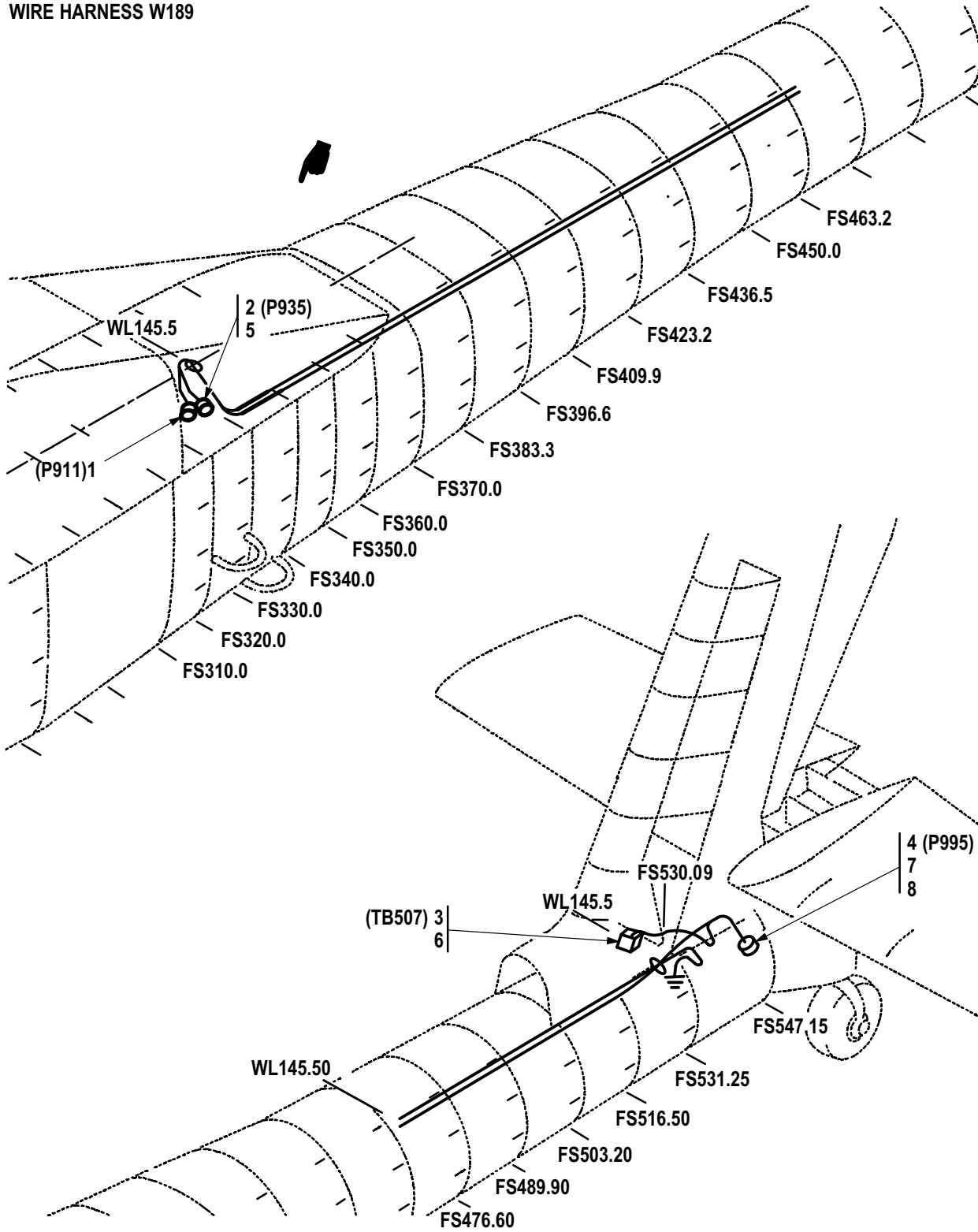


M09-1028B

Figure 537. Group 09 Wiring Harness, ADF Loop Antenna W182 W183 W184

(1) ITEM NO.	(2) SMR CODE	(3) CAGE	(4) PART NUMBER	(5) DESCRIPTION AND USABLE ON CODE (UOC)	(6) QTY
				Group 09 Electrical System Fig. 537 Wiring Harness, ADF Loop Antenna W182 W183 W184	
1	PAOOO	02731	7-31 1B24182-003	• Wiring Harness W182 (Usbl Eff 82-23355 thru 90-0302) .....	1
2	PAOZZ	02731	HS4834-103	•• Connector, Plug, Elec .....	2
3	PAOOO	02731	7-31 1B24183-003	• Wiring Harness W183 (Usbl Eff 82-23355 thru 90-0302) .....	1
4	PAOZZ	02731	HS4834-102	•• Connector, Plug, Elec .....	2
5	PAOOO	02731	7-31 1B24184-003	• Wiring Harness W184 (Usbl Eff 82-23355 thru 90-0302) .....	1
6	PAOZZ	02731	HS4834-104	•• Connector, Receptacl .....	2
END OF FIGURE					

WIRE HARNESS W189

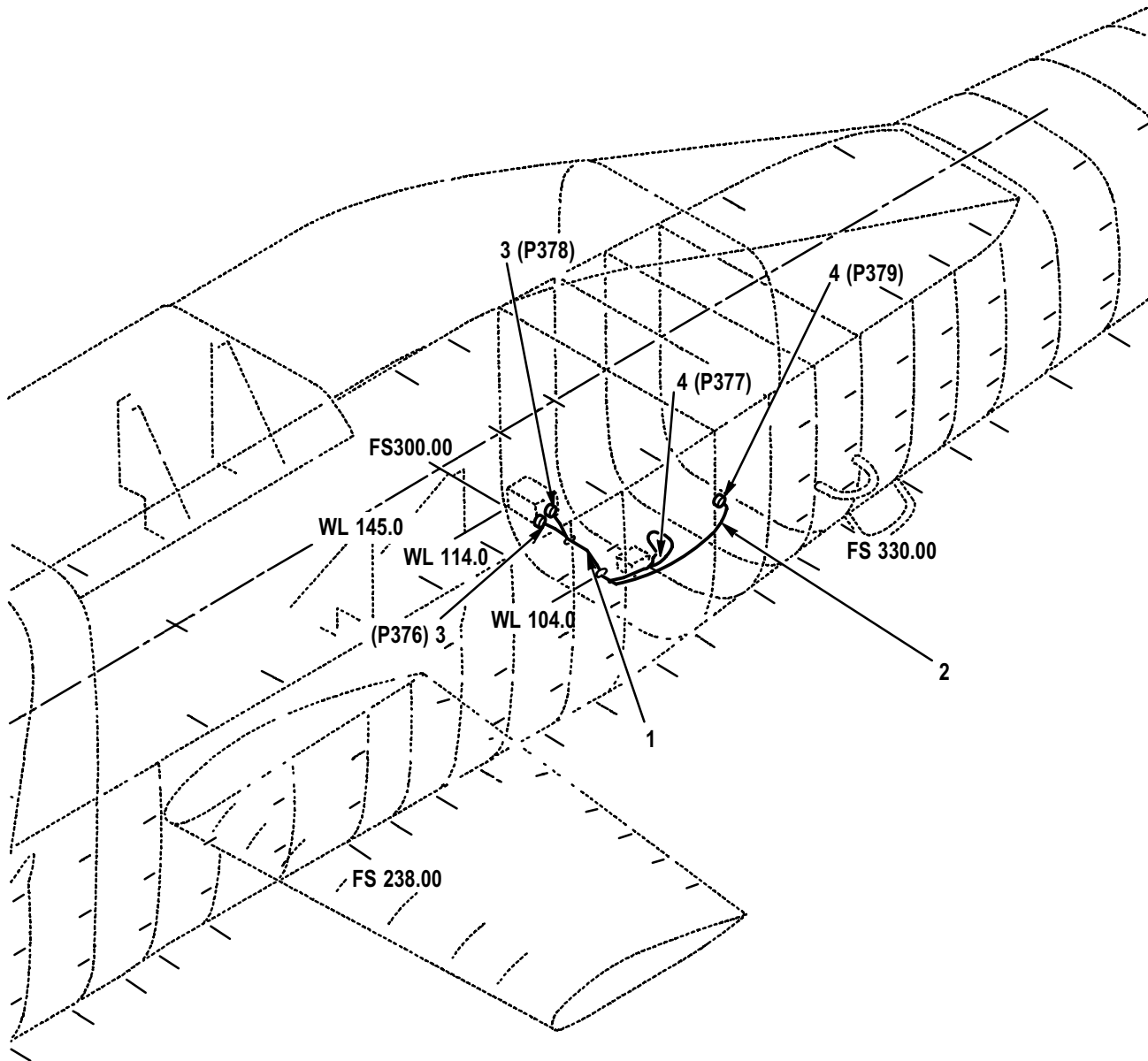


M09-878C

Figure 538. Group 09 Wiring Harness, W189  
7-31 1B24189-007

(1) ITEM NO.	(2) SMR CODE	(3) CAGE	(4) PART NUMBER	(5) DESCRIPTION AND USABLE ON CODE (UOC)	(6) QTY
				Group 09 Electrical System Fig. 538 Wiring Harness, W189 7-31 1B24189-007	
1	PAOZZ	96906	MS27467T13B4S	• Connector, Plug, Elec .....	1
2	PAOZZ	96906	MS27467T11B13S	• Connector, Plug, Elec .....	1
3	PAOZZ	02731	HS4790-06	• Terminal Junction B .....	1
4	PAOZZ	96906	MS3476W14-12S	• Connector, Plug, Elec .....	1
5	PAOZZ	81349	M85049/49-2-10W	• Clamp, Cable, Electri .....	1
6	PAOZZ	81343	M81824/1-2	• Splice, Conductor .....	4
7	PAOZZ	81349	M85049/60-1W14	• Adapter, Cable Clamp .....	1
8	PAOZZ	02731	HS5099-1 190	• Boot, Dust and Moist .....	1
END OF FIGURE					

WIRE HARNESS W202  
W203



M09-1030B

Figure 539. Group 09 Wiring Harness W202 W203



(1) ITEM NO.	(2) SMR CODE	(3) CAGE	(4) PART NUMBER	(5) DESCRIPTION AND USABLE ON CODE (UOC)	(6) QTY
				Group 09 Electrical System Fig. 539 Wiring Harness, W202 W203	
1	PAOOO	02731	7-31 1B24202-003	• Wiring Harness W202 .....	1
2	PAOOO	02731	7-31 1B24203-003	• Wiring Harness W203 .....	1
3	PAOZZ	81349	M39012/30-0503	•• Connector, Plug, Elec .....	1
4	PAOZZ	81349	M39012/26-0503	•• Connector, Plug, Elec .....	1
END OF FIGURE					

WIRE HARNESS W143

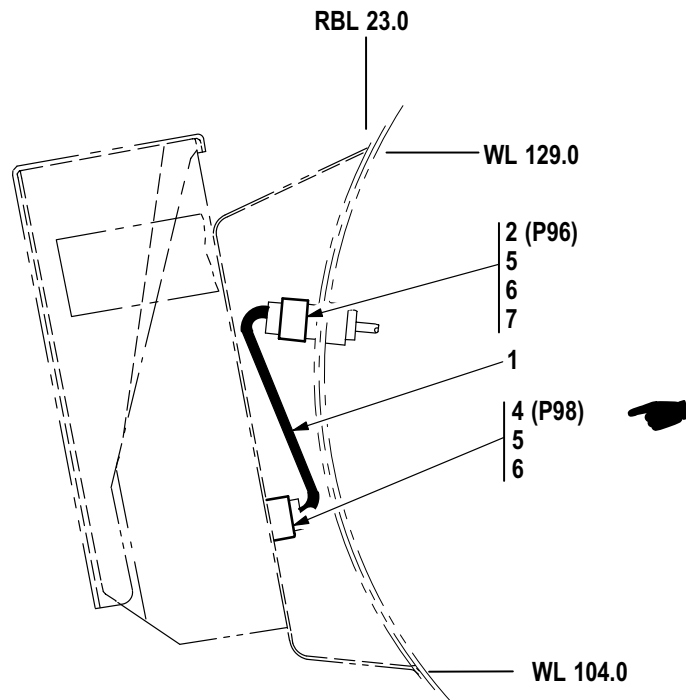
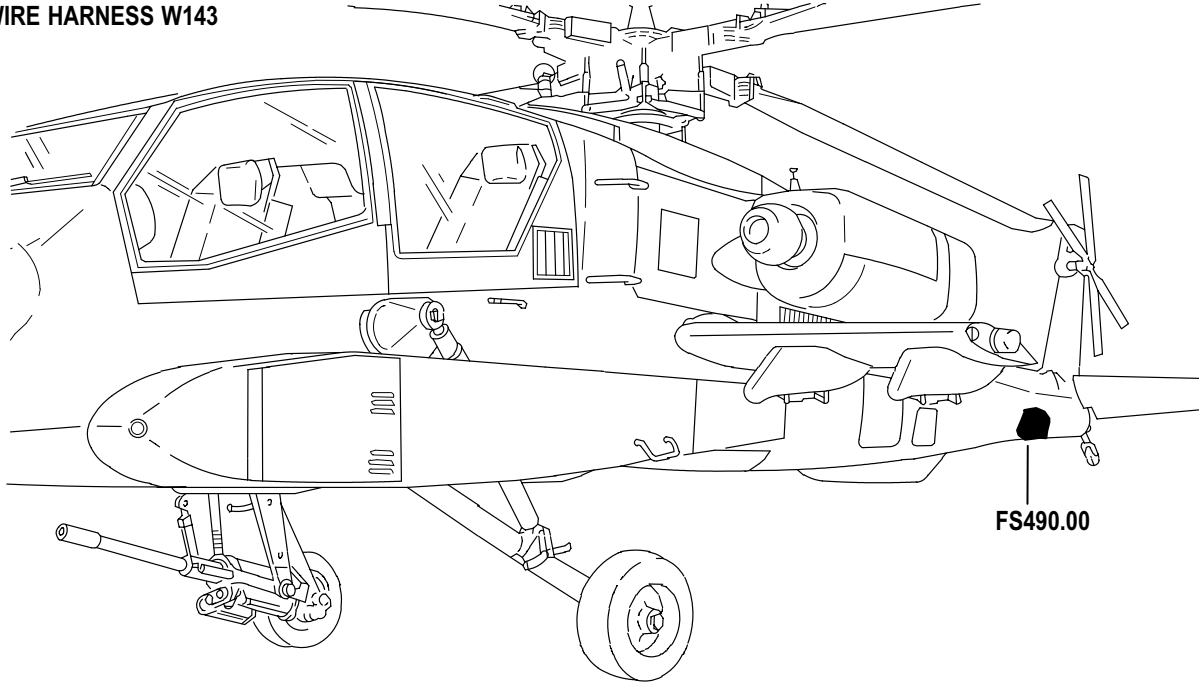
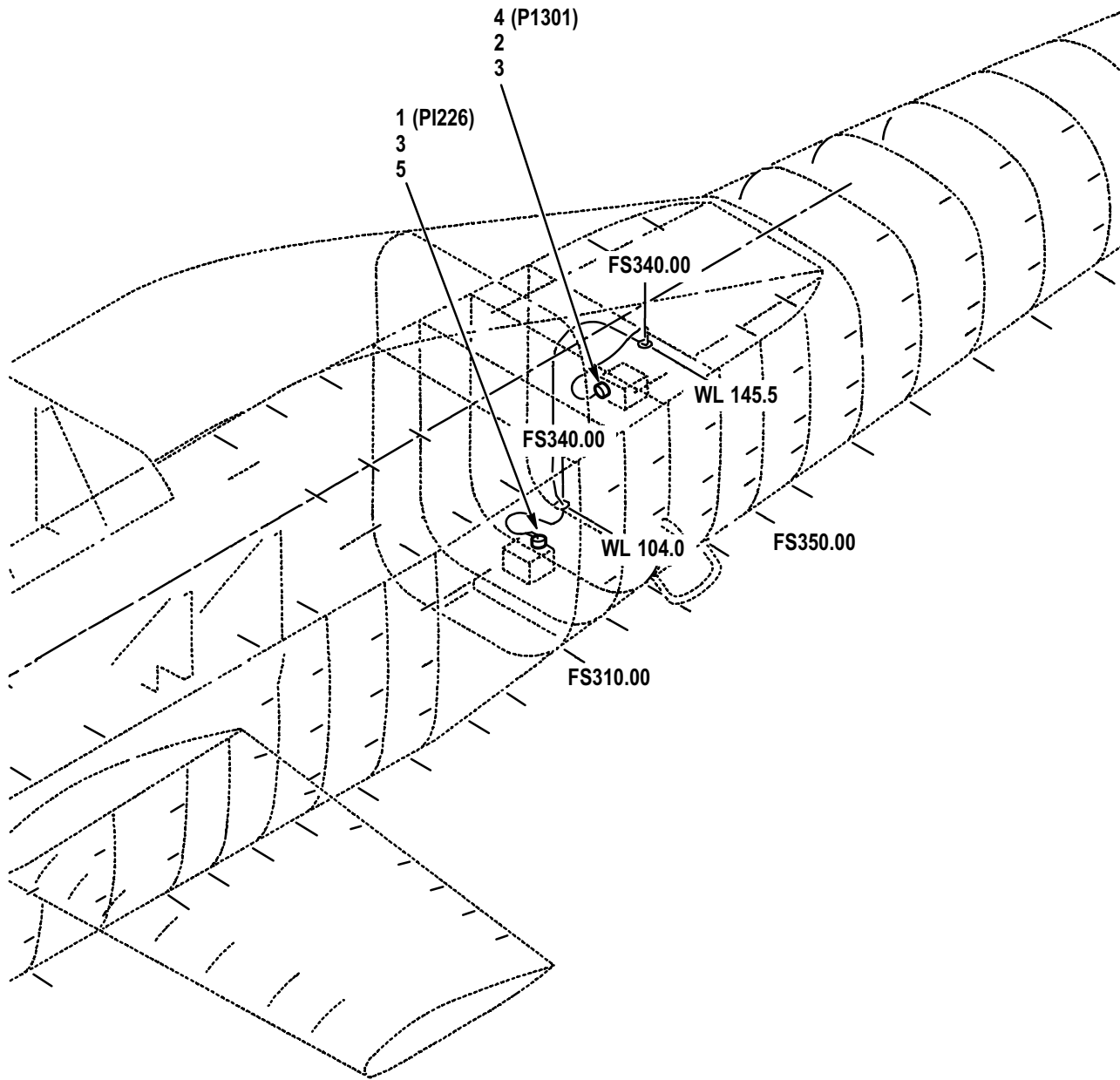


Figure 540. Group 09 Wiring Harness, W143

(1) ITEM NO.	(2) SMR CODE	(3) CAGE	(4) PART NUMBER	(5) DESCRIPTION AND USABLE ON CODE (UOC)	(6) QTY
				Group 09 Electrical System Fig. 540 Wiring Harness, W143	
1	PBOOO	02731	7-31 1B24143-007	• Wiring Harness . . . . .	1
2	PAOZZ	81349	M83723/76W1212N	•• Connector, Plug, Elec . . . . .	1
3	PAOZZ	02731	HS5319-1 120	•• Clamp, Cable, Electri . . . . .	1
4	XDOZZ	96906	MS27473T10B35S	•• Connector, Plug, Elec . . . . .	1
5	PAOZZ	02731	HS5319-2100	•• Clamp, Cable, Electri . . . . .	1
6	PAOZZ	81349	M83519/2-7	•• Splice, Conductor . . . . .	4
END OF FIGURE					

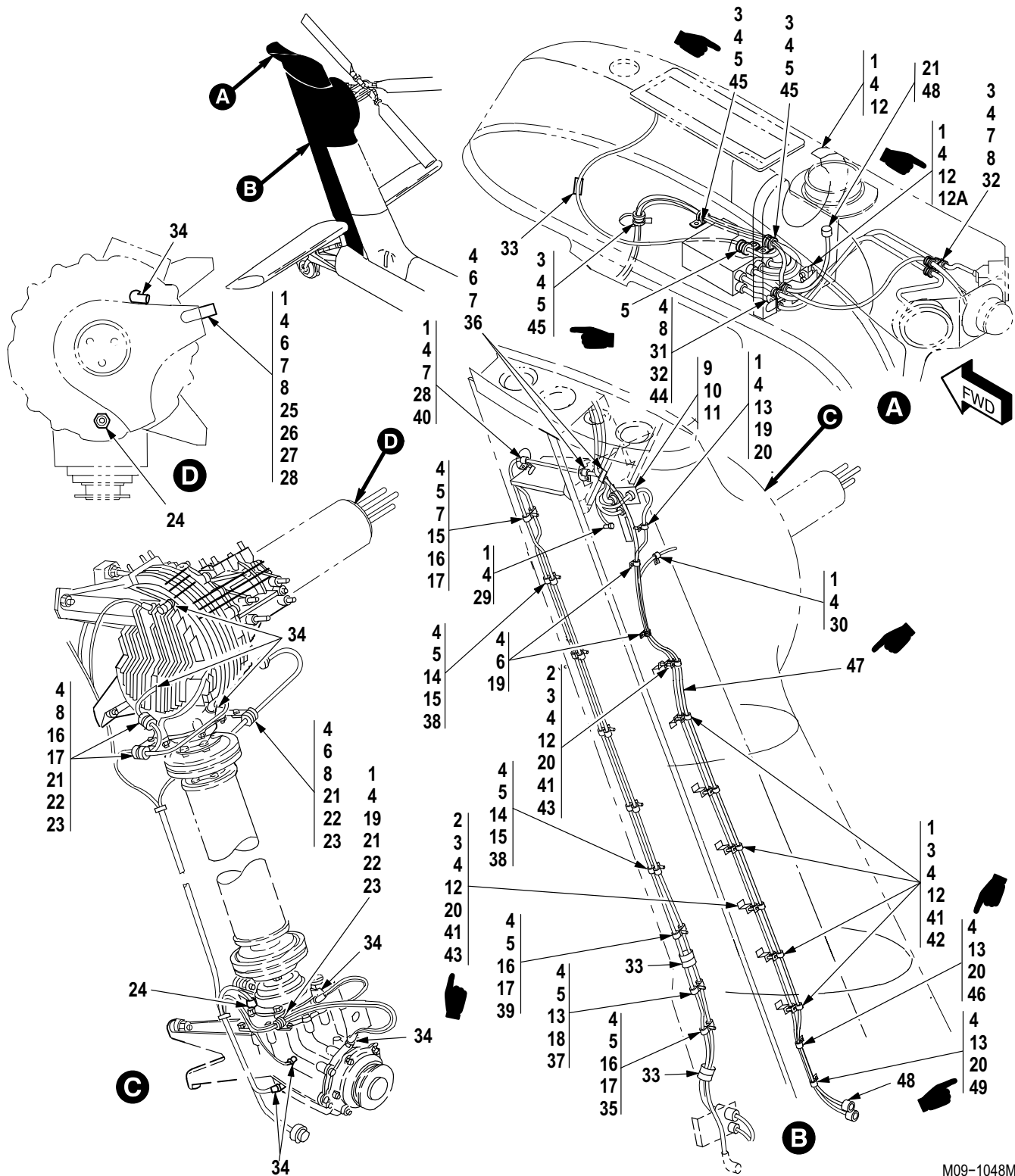
WIRE HARNESS W213



M09-1031B

Figure 541. Group 09 Wiring Harness, W213  
7-31 1B24213

(1) ITEM NO.	(2) SMR CODE	(3) CAGE	(4) PART NUMBER	(5) DESCRIPTION AND USABLE ON CODE (UOC)	(6) QTY
				Group 09 Electrical System Fig. 541 Wiring Harness, W213 7-31 1B24213	
1	PAOZZ	96906	MS27467T21B41P	• Connector, Plug, Elec .....	1
2	PAOZZ	02731	HS5236-2431	• Adapter, Cable Clamp .....	1
3	PAOZZ	02731	HS4786-228	• Ferrule, Metallic Sh .....	16
4	PAOZZ	96906	MS27473T14B35S	• Connector, Plug, Elec .....	1
5	PAOZZ	02731	HS4928-1701	• Adapter, Cable Clamp .....	1
END OF FIGURE					



M09-1048M

Figure 542. Group 09 Wiring Installation, Vertical Stabilizer  
 7-31 1B26027-601  
 7-31 1B26027-603  
 A/C With MWO 1-1520-238-50-49 Incorporated

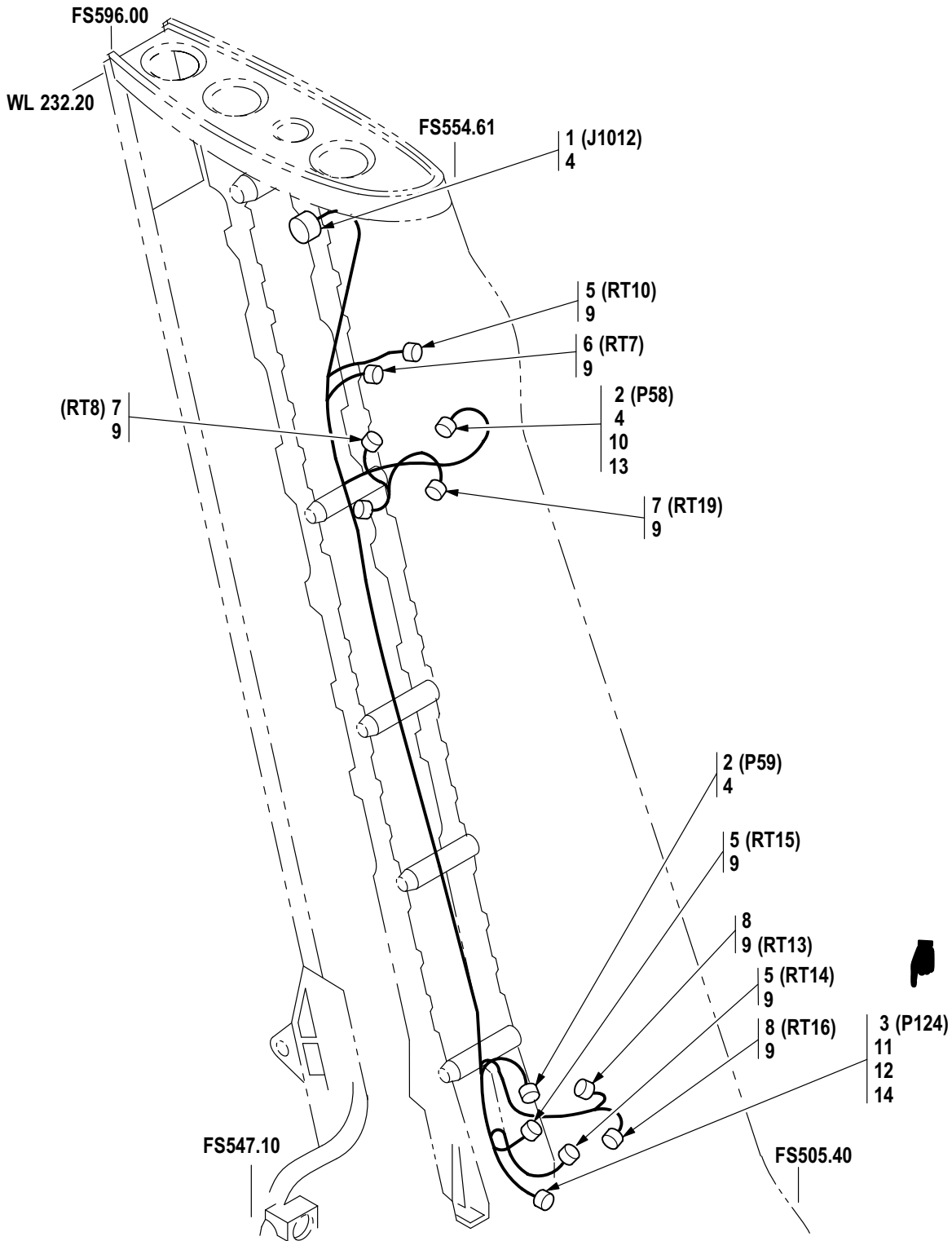
(1) ITEM NO.	(2) SMR CODE	(3) CAGE	(4) PART NUMBER	(5) DESCRIPTION AND USABLE ON CODE (UOC)	(6) QTY
				Group 09 Electrical System Fig. 542 Wiring Installation, Vertical Stabilator 7-31 1B26027-601 7-31 1B26027-603 A/C With MWO 1-1520-238-50-49 Incorporated	
1	PAOZZ	80205	NAS1096-3-7	• Screw, Machine .....	12
2	PAOZZ	80205	NAS1096-3-1 1	• Screw, Machine .....	2
3	PAOZZ	80205	NAS1096-3-8	• Screw, Machine .....	1
4	PAOZZ	88044	AN960JD10LL	• Washer, Flat .....	41
5	PAOZZ	81349	M85052/1-4	• Clamp, Loop .....	13
6	PAOZZ	80205	NAS1096-3-5	• Screw, Machine .....	5
7	PAOZZ	80205	MS21042L3	• Nut, Self-Locking, Ex .....	6
8	PAOZZ	02731	HS5346-0002	• Clamp, Loop .....	10
9	PAOZZ	80205	NAS600-5P	• Screw, Machine .....	12
10	PAOZZ	80205	NAS620A4L	• Washer, Flat .....	12
11	PAOZZ	80205	MS21042L04	• Nut, Self-Locking, Ex .....	12
12	PAOZZ	02731	HS5346-0006	• Clamp, Loop .....	8
12A	PAOZZ	02731	HS5773DC07NB	• Clamp, Loop A/C With MWO 1-1520-238-50-49 Incorporated .....	1
13	PAOZZ	80205	NAS1096-3-13	• Screw, Machine .....	4
14	PAOZZ	80205	NAS1096-3-20	• Screw, Machine .....	5
15	PAOZZ	02731	HS5346-0007	• Clamp, Loop .....	7
16	PAOZZ	80205	NAS1096-3-16	• Screw, Machine .....	4
17	PAOZZ	80205	NAS43DD3-32N	• Spacer, Sleeve .....	4
18	PAOZZ	80205	NAS43DD3-8N	• Spacer, Sleeve .....	1
19	PAOZZ	02731	HS5346-0004	• Clamp, Loop .....	4
20	PAOZZ	80205	NAS43DD3-16	• Spacer, Sleeve .....	5
21	MFOFF	02731	7-31 1B25125-3	• Support Wire .....	4
22	PAFZZ	02731	HS4153-02	• Nut, Self-Locking, Pl .....	1
23	MFFZZ	02731	7-31 1B25125-7	• Lug .....	1
24	PAOZZ	02731	7-31 1E10007	• Accelerometer, Elect .....	2
25	MFOFZ	02731	7-31 1B25125-5	• Support Wire .....	1
26	PAFZZ	02731	HS4153-02	• Nut, Self-Locking, Pl .....	1
27	MFFZZ	02731	7-31 1B25125-9	• Lug .....	1
28	PAOZZ	88044	AN743Z12	• Bracket, Angle .....	2
29	PAOZZ	96906	MS35338-138	• Washer, Lock .....	1
30	PAOZZ	81349	M85052/1-5	• Clamp, Loop .....	1
31	PAOZZ	80205	NAS43DD3-40	• Spacer, Sleeve .....	2
32	PAOZZ	80205	NAS603-20P	• Screw, Machine .....	2
33	MOOZZ	02731	HS5215C118	• Rubber Strip .....	V
34	PAOZA	80205	NAS1523AA6E	• Packing With Retain .....	8
35	PAOZZ	02731	HS4501D10NB	• Clamp, Loop .....	1
36	PAOZZ	02731	HS5773DC12NB	• Clamp, Cushioned L A/C With MWO 1-1520-238-50-49 Incorporated .....	2
36	PAOZZ	81349	M85052/1-13	• Clamp, Loop .....	2
37	PAOZZ	96906	MS21919WCJ10	• Clamp, Loop .....	1
38	PAOZZ	80205	NAS43DD3-44	• Spacer, Sleeve .....	5
39	PAOZZ	81349	M85052/1-1 1	• Clamp, Loop .....	1
40	PAOZZ	81349	M85052/1-8	• Clamp, Loop .....	1
41	PAOZZ	02731	HS5773DC03NB	• Clamp, Loop A/C With MWO 1-1520-238-50-49 Incorporated .....	8

(1) ITEM NO.	(2) SMR CODE	(3) CAGE	(4) PART NUMBER	(5) DESCRIPTION AND USABLE ON CODE (UOC)	(6) QTY
42	PAOZZ	80205	NAS1096-3-18	<ul style="list-style-type: none"> <li>• Screw, Machine A/C With MWO 1-1520-238-50-49 Incorporated . . . . .</li> </ul>	6
43	PAOZZ	80205	NAS1096-3-22	<ul style="list-style-type: none"> <li>• Screw, Machine A/C With MWO 1-1520-238-50-49 Incorporated . . . . .</li> </ul>	2
44	PAOZZ	02731	HS5773DC04NB	<ul style="list-style-type: none"> <li>• Clamp, Loop A/C With MWO 1-1520-238-50-49 Incorporated . . . . .</li> </ul>	1
45	PAOZZ	02731	HS5773DC06NB	<ul style="list-style-type: none"> <li>• Clamp, Loop A/C With MWO 1-1520-238-50-49 Incorporated . . . . .</li> </ul>	3
46	PAOZZ	02731	HS5773DC09NB	<ul style="list-style-type: none"> <li>• Clamp, Loop A/C With MWO 1-1520-238-50-49 Incorporated . . . . .</li> </ul>	1
47	XDOOO	02731	7-51 1B24480-001	<ul style="list-style-type: none"> <li>• Harness, Wire A/C With MWO 1-1520-238-50-49 Incorporated . . . . .</li> </ul>	1
48	PAOZZ	81349	M39012/26-0503	<ul style="list-style-type: none"> <li>• Connector, Plug, Elec A/C With MWO 1-1520-238-50-49 Incorporated . . . . .</li> </ul>	2
49	PAOZZ	02731	HS5773DC10NB	<ul style="list-style-type: none"> <li>• Clamp, Loop A/C With MWO 1-1520-238-50-49 Incorporated . . . . .</li> </ul> <p style="text-align: center;">END OF FIGURE</p>	1





WIRE HARNESS W171

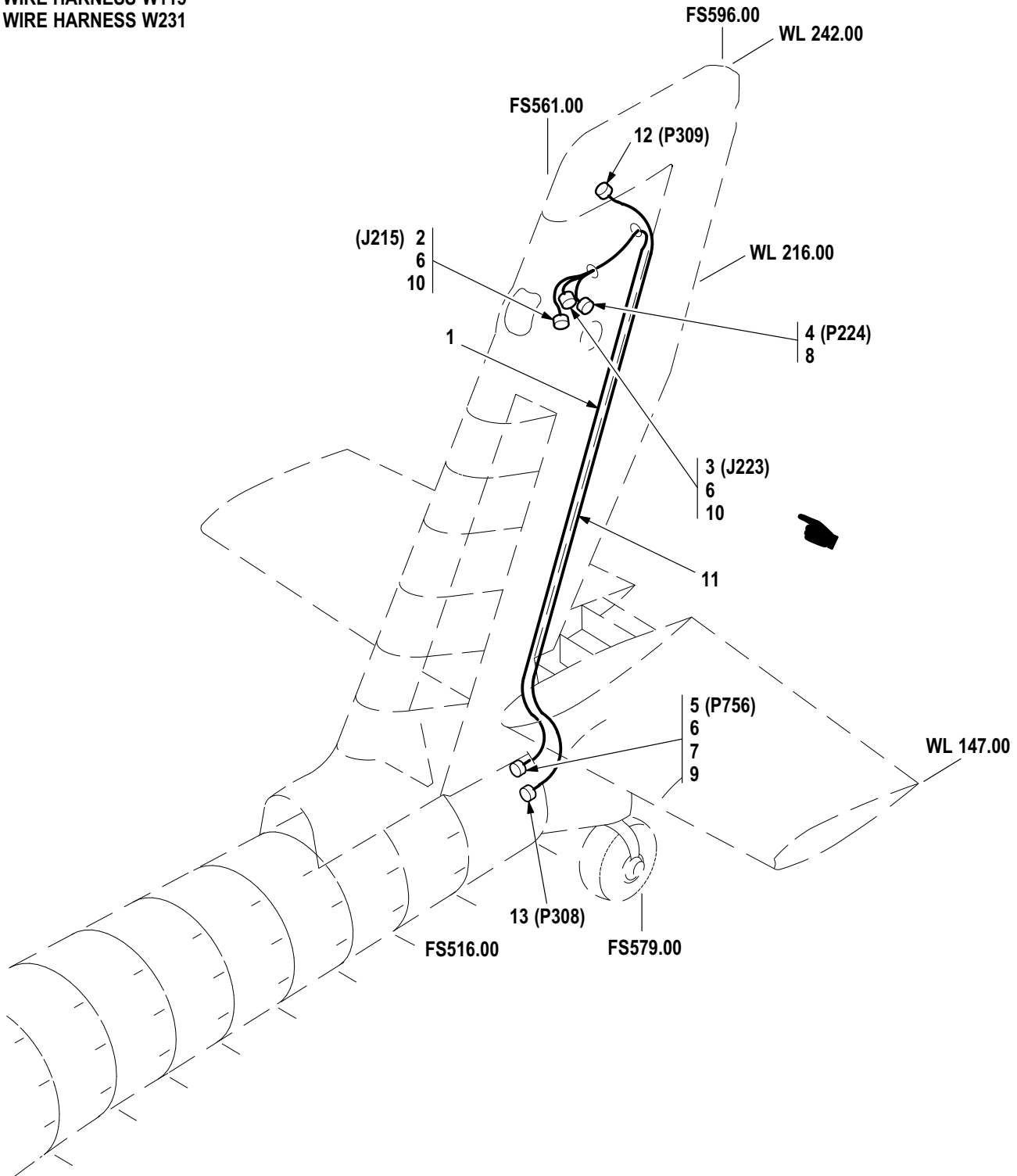


M09-861F

Figure 543. Group 09 Wiring Harness, W171  
7-31 1B24171-01 1

(1) ITEM NO.	(2) SMR CODE	(3) CAGE	(4) PART NUMBER	(5) DESCRIPTION AND USABLE ON CODE (UOC)	(6) QTY
				Group 09 Electrical System Fig. 543 Wiring Harness, W171 7-31 1B24171-01 1	
1	PAOZZ	81349	M83723/71W2028N	• Connector, Receptacl .....	1
2	PAOZZ	96906	MS3476W8-98S	• Connector, Plug, Elec .....	2
3	PAOZZ	81349	M83723/76W2039N	• Connector, Plug, Elec .....	1
4	PAOZZ	81349	M85049/31-20A	• Adapter, Cable Clamp .....	1
5	PAOZZ	02731	HS4587-1013	• Sensor, Temperature .....	3
6	PAOZZ	02731	HS4587-1014	• Sensor, Temperature .....	1
7	PAOZZ	02731	HS4587-101 1	• Sensor, Temperature .....	2
8	PAOZZ	02731	HS4587-1012	• Sensor, Temperature .....	2
9	PAOZZ	81349	M83248/1-008	•• O-Ring .....	1
10	PAOZZ	81349	M85049/51-1-8W	• Adapter, Cable Clamp .....	2
11	PAOZZ	81349	M85049/52-1-20W	• Clamp, Cable, Electri .....	1
12	PAOZZ	81349	M83519/2-8	• Splice, Conductor .....	3
13	PAOZZ	80205	NAS43DD1-6N	• Spacer, Sleeve .....	2
14	PAOZZ	96906	MS35275-245	• Screw, Machine .....	2
END OF FIGURE					

WIRE HARNESS W115  
WIRE HARNESS W231

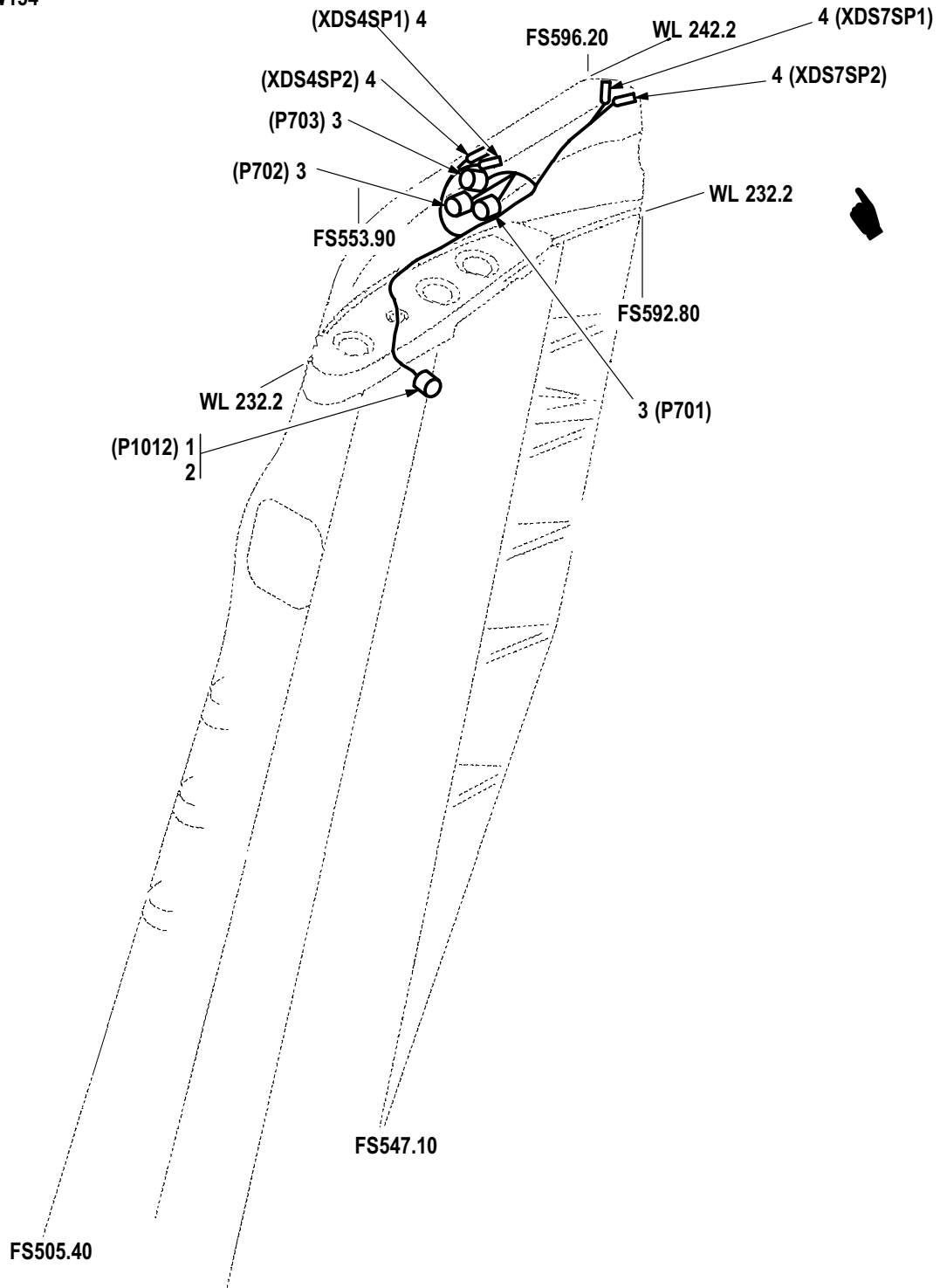


M09-841H

Figure 544. Group 09 Wiring Harness W115 W231

(1) ITEM NO.	(2) SMR CODE	(3) CAGE	(4) PART NUMBER	(5) DESCRIPTION AND USABLE ON CODE (UOC)	(6) QTY
				Group 09 Electrical System Fig. 544 Wiring Harness W115 W231	
1	XCOOO	02731	7-31 1B24115-007	• Wire Harness W115 (Usbl Eff 82-23355 thru 88-0199) ..	1
1	XCOOO	02731	7-31 1B24115-009	• Wire Harness W115 (Usbl Eff 88-0200 and Subs) .....	1
2	XDOZZ	96906	MS27656T9B35SA	•• Connector, Receptacl .....	1
3	XDOZZ	96906	MS27656T9B35S	•• Connector, Receptacl .....	1
4	PAOZZ	81349	M83723/75W1415N	•• Connector, Plug, Elec .....	1
5	PAOZZ	81349	M83723/75W1624N	•• Connector, Plug, Elec .....	1
6	PAOZZ	81349	M83519/2-13	•• Splice, Conductor (Usbl Eff 82-23355 thru 88-0199) ...	6
7	PAOZZ	02731	HS4946-58	•• Splice, Conductor (Usbl Eff 88-0200 and Subs) .....	1
8	PAOZZ	02731	HS5003-1409	•• Adapter, Cable Clamp (Usbl Eff 88-0200 and Subs) ....	1
8	PAOZZ	81349	M85049/31-14W	•• Adapter, Cable Clamp (Usbl Eff 82-23355 thru 88-0199) .....	1
9	PAOZZ	02731	HS5003-181 1	•• Adapter, Cable Clamp (Usbl Eff 88-0200 and Subs) ....	1
9	PAOZZ	81349	M85049/31-16W	•• Adapter, Cable Clamp (Usbl Eff 82-23355 thru 88-0199) .....	1
10	PAOZZ	02731	HS5631Y0804	•• Adapter, Cable Clamp (Usbl Eff 88-0200 and Subs) ....	2
11	PAOOA	8V613	7-31 1B24231-001	• Cable Assembly, Radi .....	1
12	XDOZA	81349	M39012/16-0503	•• Connector, Plug, Elec .....	1
13	PAOZA	81349	M39012/30-0503	•• Connector, Plug, Elec .....	1
END OF FIGURE					

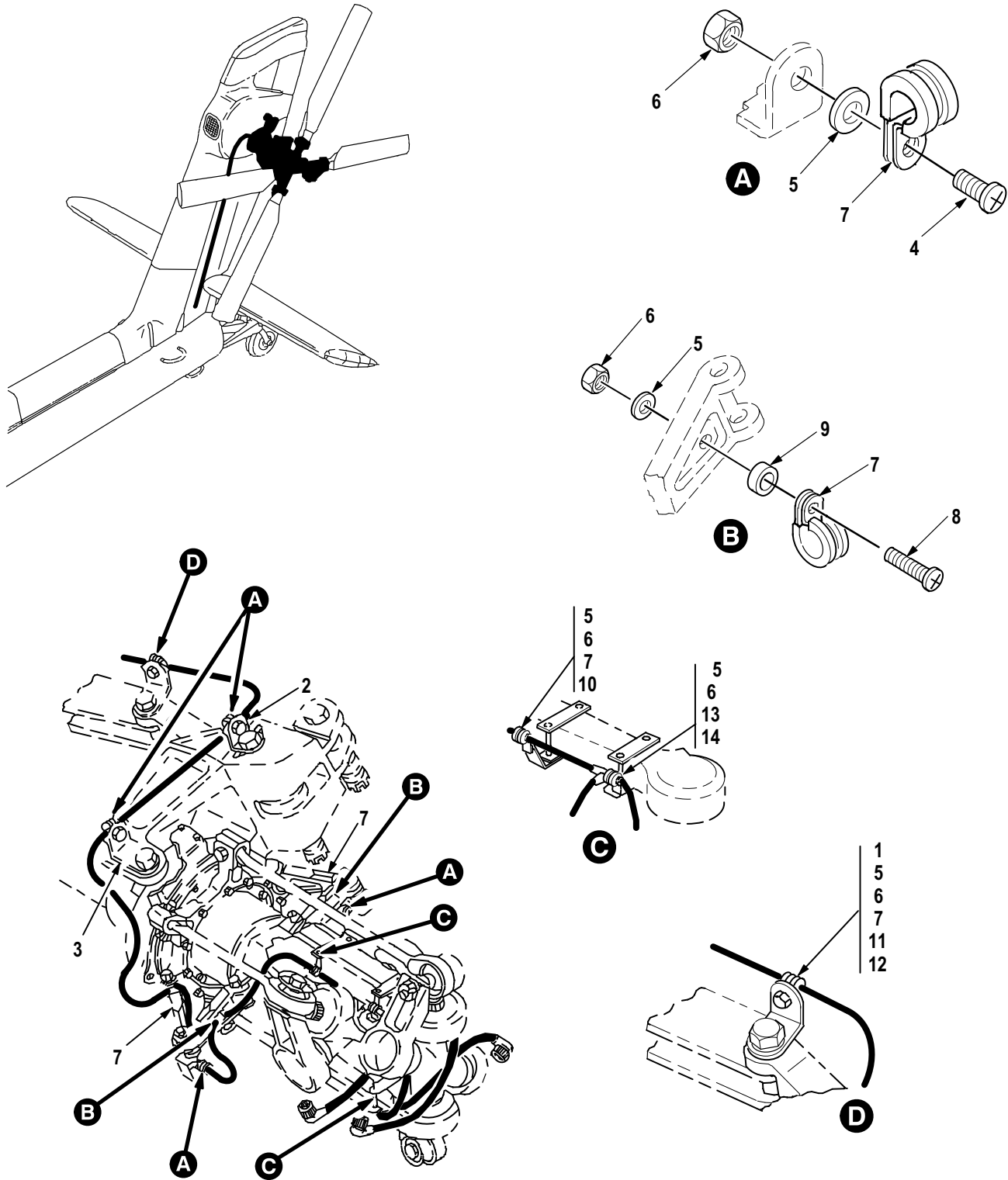
WIRE HARNESS W154



M09-859C

Figure 545. Group 09 Wiring Harness, W154  
7-31 1B24154-003

(1) ITEM NO.	(2) SMR CODE	(3) CAGE	(4) PART NUMBER	(5) DESCRIPTION AND USABLE ON CODE (UOC)	(6) QTY
				Group 09 Electrical System Fig. 545 Wiring Harness, W154 7-31 1B24154-003	
1	PAOZZ	81349	M83723/76W2028N	• Connector, Plug, Elec .....	1
2	PAOZZ	81349	M85049/31-20A	• Adapter, Cable Clamp .....	1
3	PAOZZ	81349	M39012/55-3026	• Connector, Plug, Elec .....	3
4	PAOZZ	02731	HS4800-120	• Terminal Junction B .....	4
END OF FIGURE					



M09-1163D

Figure 546. Group 09 Wiring Installation, Tail Rotor (De-Ice)  
7-31 1B26083-601



(1) ITEM NO.	(2) SMR CODE	(3) CAGE	(4) PART NUMBER	(5) DESCRIPTION AND USABLE ON CODE (UOC)	(6) QTY
				Group 09 Electrical System Fig. 546 Wiring Installation, Tail Rotor (De-Ice) 7-31 1B26083-601	
1	MFOZZ	02731	7-31 1B26083-5	• Bracket .....	1
2	MFOZZ	02731	7-31 1B26083-9	• Bracket .....	1
3	MFOZZ	02731	7-31 1B26083-3	• Bracket .....	1
4	PAOZZ	80205	NAS603-7P	• Screw, Machine .....	5
5	PAOZZ	88044	AN960JD10L	• Washer, Flat .....	11
6	PAOZZ	80205	MS21042L3	• Nut, Self-Locking, Ex .....	11
7	PAOZZ	81349	M85052/1-5	• Clamp, Loop .....	9
8	PAOZZ	80205	NAS603-12P	• Screw, Machine .....	2
9	PAOZZ	80205	NAS43DD3-16	• Spacer, Sleeve .....	2
10	PAOZZ	80205	NAS603-8P	• Screw, Machine .....	2
11	PAOZZ	80205	NAS603-18P	• Screw, Machine .....	1
12	PAOZZ	80205	NAS43DD3-44	• Spacer, Sleeve .....	1
13	PAOZZ	80205	NAS603-10P	• Screw, Machine .....	2
14	PAOZZ	81349	M85052/1-7	• Clamp, Loop .....	4
END OF FIGURE					

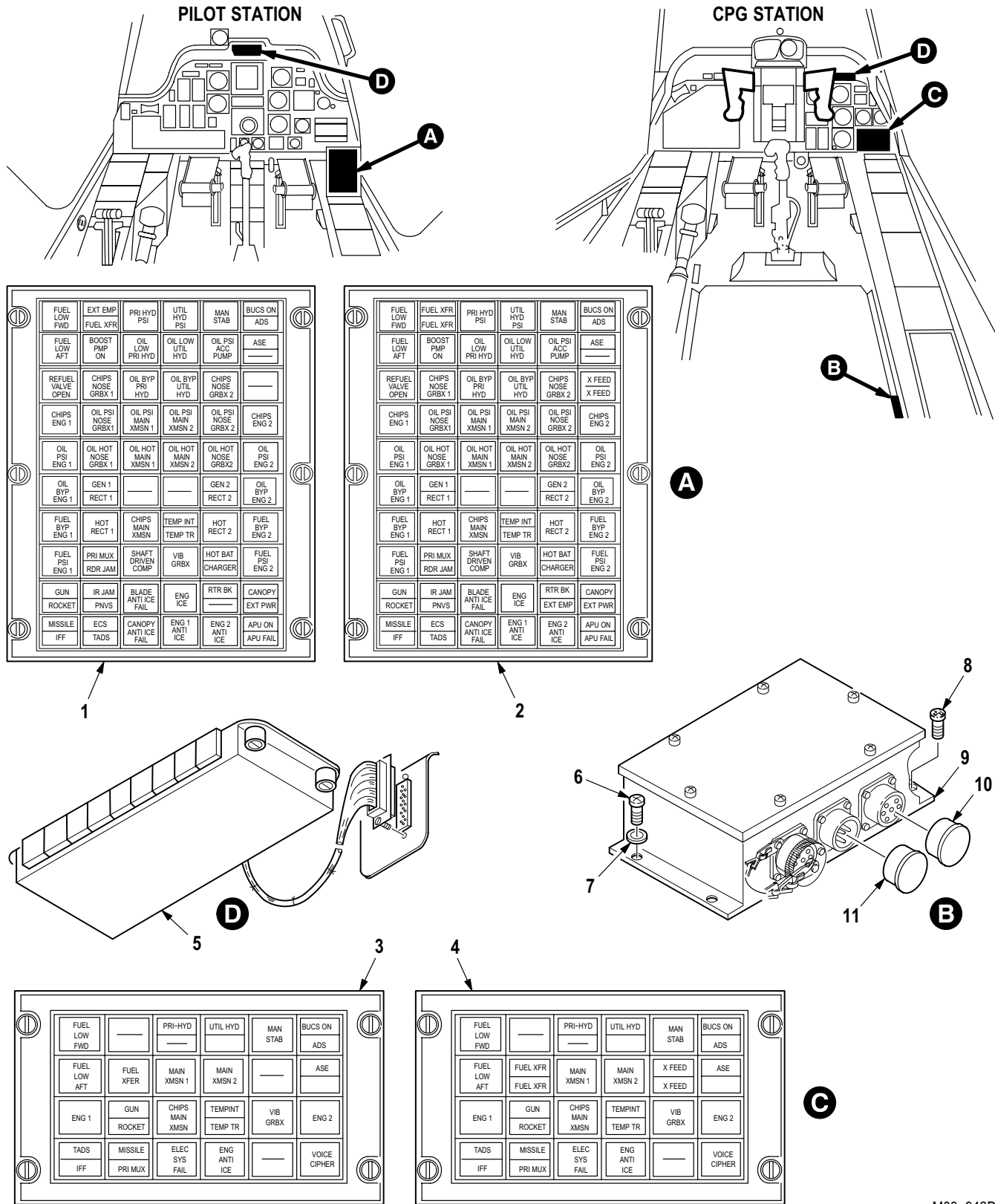


Figure 547. Group 09 Caution and Warning Components

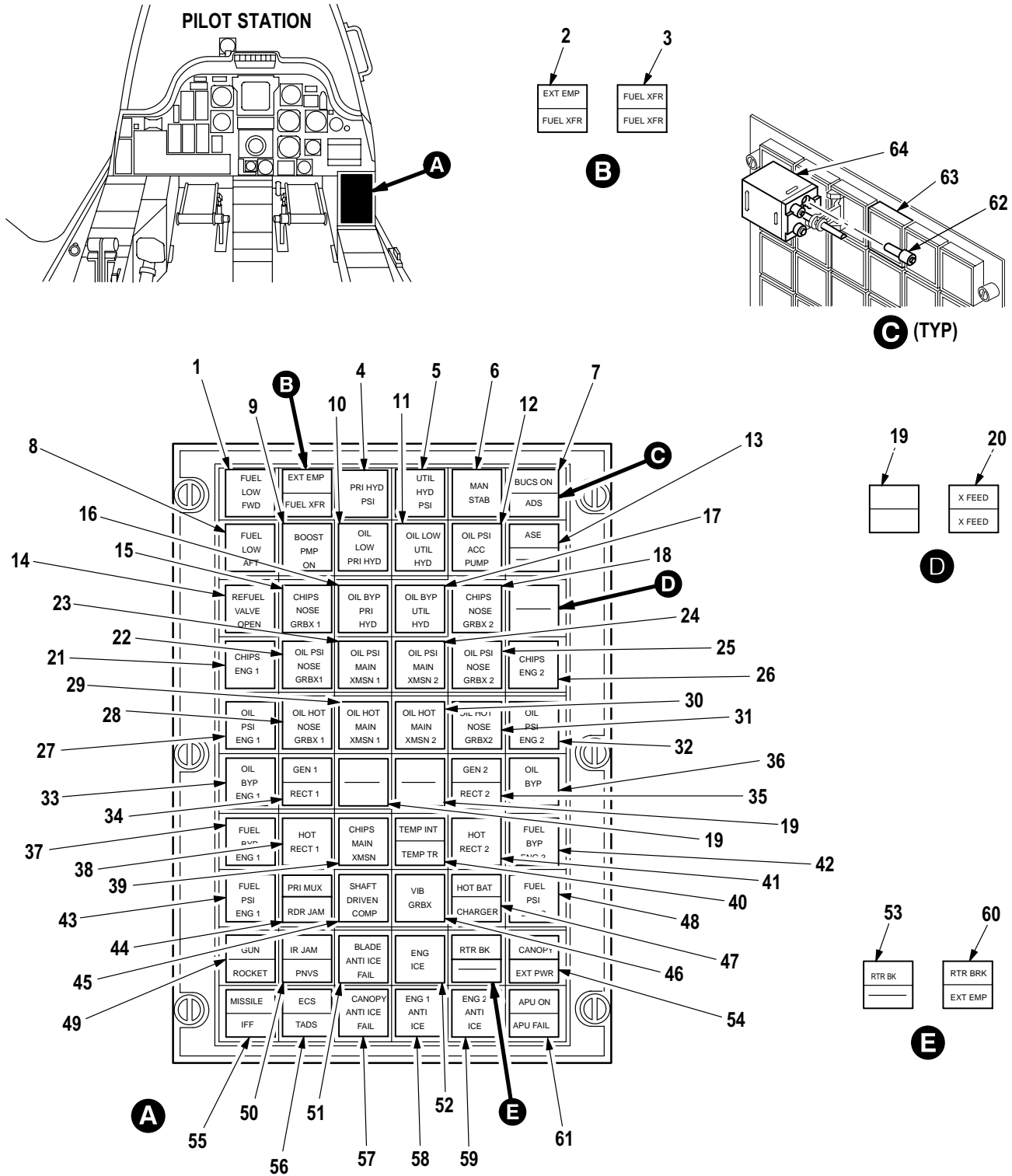
(1) ITEM NO.	(2) SMR CODE	(3) CAGE	(4) PART NUMBER	(5) DESCRIPTION AND USABLE ON CODE (UOC)	(6) QTY
				Group 09 Electrical System Fig. 547 Caution and Warning Components	
1	PAODD	02731	7-31 1E20002-3	• Panel, Fault-Functio (See Fig. 548 and 549 for Breakdown) .....	1
2	PBODD	02731	7-31 1E20002-5	• Panel, Fault-Functio (See Fig. 548 and 549 for Breakdown) A/C With MWO 1-1520-238-50-40 Incorporated .....	1
3	PAODD	02731	7-31 1E20010-5	• Panel, Fault-Functio (See Fig. 550 and 551 for Breakdown) .....	1
4	PBODD	02731	7-31 1E20010-7	• Panel, Fault-Functio (See Fig. 550 and 551 for Breakdown) A/C With MWO 1-1520-238-50-40 Incorporated .....	1
5	PAOFF	02731	7-31 1E20001	• Panel, Fault-Functio (See Fig. 552 for Breakdown) .....	1
6	PAOZZ	96906	MS51958-64B	• Screw, Machine .....	3
7	PAOZZ	88044	AN960JD10L	• Washer, Flat .....	3
8	PAOZZ	96906	MS51958-67B	• Screw, Machine .....	1
9	PAODD	02731	7-21 1E10004-5	• Processor, Signal, Fi .....	1
10	PAOZZ	96906	MS90376-16Y	• Cap, Protective, Dust .....	1
11	PAOZZ	59875	CB69-4	• Cap-Plug, Protective .....	1
END OF FIGURE					



(1) ITEM NO.	(2) SMR CODE	(3) CAGE	(4) PART NUMBER	(5) DESCRIPTION AND USABLE ON CODE (UOC)	(6) QTY
				Group 09 Electrical System Fig. 548 Panel, Fault-Function, Pilot (A106) (Housing) 7-31 1E20002-3 (707745-3 (19623)) 7-31 1E20002-5 (707745-4 (19623)) A/C With MWO 1-1520-238-50-40 Incorporated See Fig. 547 for NHA	
1	PAFZZ	19623	709407	• Cover, Top .....	1
2	PAFZZ	19623	709446	• Circuit Card Assemb .....	3
3	PAFZZ	19623	709445	• Circuit Card Assemb .....	1
4	XDFZZ	19623	707593-2	• Plate, Ident .....	1
4	XDFZZ	19623	713537	• Plate, Ident (U/O P/N 707745-4) .....	1
5	PAFZZ	96906	MS51957-13B	• Screw, Machine .....	37
6	PAFZZ	96906	MS24693-2B	• Screw, Machine .....	13
7	XAFFF	19623	709459	• Housing, Front Pnl .....	1
8	PAFZZ	72794	PFSC35-44A-SEB	• Stud Assembly, Turnl .....	6
9	XAFZZ	19623	709712	• Housing, Rear .....	1
10	PAFZZ	19623	709721	• Panel, Rear, Pilot .....	1
11	PAFZZ	19623	707555	• Cover, Access .....	1
12	PAFZZ	96906	MS51957-25	• Screw, Machine .....	6
13	PAFZZ	81349	M55155/109H02	• Terminal, Stud .....	6
14	PAFZZ	81349	M39003/01-8302	• Capacitor, Fixed, Ele .....	4
15	PAFZZ	96906	MS51957-4	• Screw, Machine .....	2
16	PAFZZ	96906	MS35338-134	• Washer, Lock .....	8
17	PAFZZ	96906	MS35649-224	• Nut, Plain, Hexagon .....	2
18	PAFZZ	81349	RER65F1OROR	• Resistor, Fixed, Wire .....	1
19	PAFZZ	96906	MS51957-15	• Screw, Machine .....	16
20	PAFZZ	96906	MS15795-803	• Washer, Flat .....	9
21	PAFZZ	96906	MS21043-04	• Nut, Self-Locking, Ex .....	10
22	XDOZZ	19623	711587	• Plate .....	1
23	PAFZZ	96906	MS27505E21B41P	• Connector, Receptacl .....	1
24	PAFZZ	96906	MS51957-29	• Screw, Machine .....	4
25	PAFZZ	96906	MS15795-805	• Washer, Flat .....	4
26	PAFZZ	96906	MS35649-264	• Nut, Plain, Hexagon .....	4
27	XDFZZ	96906	MS27505E25B35P	• Connector, Receptacl .....	1
28	PAFZZ	19623	006588	• Reactor .....	2
29	PAFZZ	96906	MS51957-13	• Screw, Machine .....	4
30	PAFZZ	19623	709713-1	• Plate, Connector, Pil .....	1
31	PAFZZ	96906	MS51957-3	• Screw, Machine .....	6
32	PAFZZ	19623	006110-1	• Connector, Receptacl .....	3
33	PAFZZ	96906	MS51957-17	• Screw, Machine .....	2
34	PAFZZ	81349	M55302/58A44X	• Connector, Receptacl .....	1
35	PAFZZ	96906	MS51957-20B	• Screw, Machine .....	1
36	PAFZZ	91967	2161	• Washer, Flat .....	2
37	PAFZZ	96906	MS51957-20	• Screw, Machine .....	1
38	PAFZZ	09922	HP3N	• Clamp, Loop .....	1
39	PAFZZ	09922	HP-5N	• Clamp, Loop .....	1
40	PAFZZ	96906	MS35649-284	• Nut, Plain, Hexagon .....	3
41	PAFZZ	96906	MS35338-137	• Washer, Lock .....	3
42	PAFZZ	96906	MS15795-807	• Washer, Flat .....	3
43	PAFZZ	96906	MS51957-44	• Screw, Machine .....	3
44	PAFZZ	80205	NAS620C4	• Washer, Flat .....	2

(1) ITEM NO.	(2) SMR CODE	(3) CAGE	(4) PART NUMBER	(5) DESCRIPTION AND USABLE ON CODE (UOC)	(6) QTY
45	PAFZZ	96906	MS51957-43	• Screw, Machine .....	1
46	PAFZZ	80205	NAS1712C5-12S	• Clamp, Loop .....	1
47	PAFZZ	96906	MS21266-1T	• Grommet, Nonmetallic .....	1
48	PAFZZ	96906	MS51957-12	• Screw, Machine (U/O P/N 707745-4) .....	4
49	PAFZZ	96906	MS35338-135	• Washer, Lock (U/O P/N 707745-4) .....	4
50	PAFZZ	73760	713507	• Circuit Card, Assy (U/O P/N 707745-4) .....	1
END OF FIGURE					





M09-944B

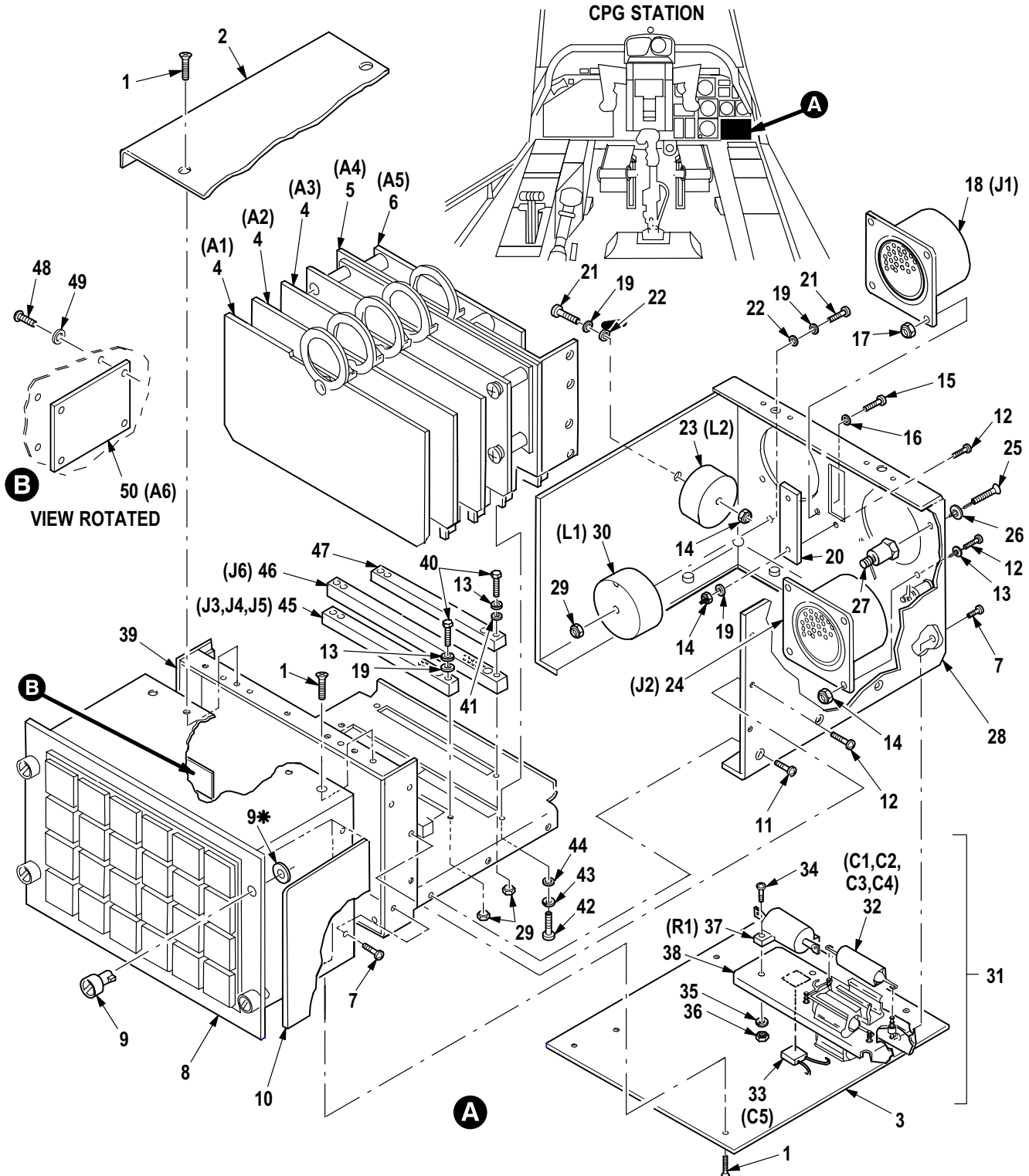
Figure 549. Group 09 Panel, Fault-Function, Pilot (A106) (Indicator Lights)  
 7-31 1E20002-3, (707745-3 (19623))  
 7-31 1E20002-5, (707745-4 (19623)) A/C With MWO 1-1520-238-50-40 Incorporated



(1) ITEM NO.	(2) SMR CODE	(3) CAGE	(4) PART NUMBER	(5) DESCRIPTION AND USABLE ON CODE (UOC)	(6) QTY
				Group 09 Electrical System Fig. 549 Panel, Fault-Function, Pilot (A106) (Indicator Lights) 7-31 1E20002-3, (707745-3 (19623)) 7-31 1E20002-5, (707745-4 (19623)) A/C With MWO 1-1520-238-50-40 Incorporated See Fig. 547 for NHA	
1	PAOOO	32245	99-220-6H1-8755	• Light-Switch .....	1
2	PAOOO	32245	99-220-6B1-13102	• Light-Switch (U/O P/N 707745-3) .....	1
3	PAOOO	32245	99-220-6B1-28569	• Light-Switch (U/O P/N 707745-4) .....	1
4	PAOOO	32245	99-220-6H1-13103	• Light-Switch .....	1
5	PAOOO	32245	99-220-6H1-13104	• Light-Switch .....	1
6	PAOOO	32245	99-220-6H1-13105	• Light-Switch .....	1
7	PAOOO	32245	99-220-6B1-13106	• Light-Switch .....	1
8	PAOOO	32245	99-220-6H1-8761	• Light-Switch .....	1
9	PAOOO	32245	99-220-6H1-13107	• Light-Switch .....	1
10	PAOOO	32245	99-220-6H1-8726	• Light-Switch .....	1
11	PAOOO	32245	99-220-6H1-13108	• Light-Switch .....	1
12	PAOOO	32245	99-220-6H1-13109	• Light-Switch .....	1
13	PAOOO	32245	99-220-6B1-131 10	• Light-Switch .....	1
14	PAOOO	32245	99-220-6H1-8765	• Light-Switch .....	1
15	PAOOO	32245	99-220-6H1-8731	• Light-Switch .....	1
16	PAOOO	32245	99-220-6H1-131 11	• Light-Switch .....	1
17	PAOOO	32245	99-220-6H1-131 12	• Light-Switch .....	1
18	PAOOO	32245	99-220-6H1-8734	• Light-Switch .....	1
19	PAOOO	32245	99-220-6H1-8780	• Light-Switch (Qty 3 U/O P/N 707745-3) .....	2
20	PAOOO	32245	99-220-6B1-28570	• Light-Switch (U/O P/N 707745-4) .....	1
21	PAOOO	32245	99-220-6H1-131 13	• Light-Switch .....	1
22	PAOOO	32245	99-220-6H1-131 14	• Light-Switch .....	1
23	PAOOO	32245	99-220-6H1-131 15	• Light-Switch .....	1
24	PAOOO	32245	99-220-6H1-131 16	• Light-Switch .....	1
25	PAOOO	32245	99-220-6H1-131 17	• Light-Switch .....	1
26	PAOOO	32245	99-220-6H1-131 18	• Light-Switch .....	1
27	PAOOO	32245	99-220-6H1-13138	• Light-Switch .....	1
28	PAOOO	32245	99-220-6H1-8743	• Light-Switch .....	1
29	PAOOO	32245	99-220-6H1-131 19	• Light-Switch .....	1
30	PAOOO	32245	99-220-6H1-13120	• Light-Switch .....	1
31	PAOOO	32245	99-220-6H1-8746	• Light-Switch .....	1
32	PAOOO	32245	99-220-6H1-13139	• Light-Switch .....	1
33	PAOOO	32245	99-220-6H1-13121	• Light-Switch .....	1
34	PAOOO	32245	99-220-6B1-8703	• Light-Switch .....	1
35	PAOOO	32245	99-220-6B1-8704	• Light-Switch .....	1
36	PAOOO	32245	99-220-6H1-13122	• Light-Switch .....	1
37	PAOOO	32245	99-220-6H1-13123	• Light-Switch .....	1
38	PAOOO	32245	99-220-6H1-8759	• Light-Switch .....	1
39	PAOOO	32245	99-220-6H1-8724	• Light-Switch .....	1
40	PAOOO	32245	99-220-6B1-13124	• Light-Switch .....	1
41	PAOOO	32245	99-220-6H1-8760	• Light-Switch .....	1
42	PAOOO	32245	99-220-6H1-13125	• Light-Switch .....	1
43	PAOOO	32245	99-220-6H1-13140	• Light-Switch .....	1
44	PAOOO	32245	99-220-6B1-13126	• Light-Switch .....	1
45	PAOOO	32245	99-220-6H1-8763	• Light-Switch .....	1

(1) ITEM NO.	(2) SMR CODE	(3) CAGE	(4) PART NUMBER	(5) DESCRIPTION AND USABLE ON CODE (UOC)	(6) QTY
46	PAOOO	32245	99-220-6H1-13127	• Light-Switch .....	1
47	PAOOO	32245	99-220-6B1-871 1	• Light-Switch .....	1
48	PAOOO	32245	99-220-6H1-13141	• Light-Switch .....	1
49	PAOOO	32245	99-220-6B1-8716	• Light-Switch .....	1
50	PAOOO	32245	99-220-6B1-13128	• Light-Switch .....	1
51	PAOOO	32245	99-220-6H1-13129	• Light-Switch .....	1
52	PAOOO	32245	99-220-6H1-13130	• Light-Switch .....	1
53	PAOOO	32245	99-220-6B1-13131	• Light-Switch (U/O P/N 707745-3) .....	1
54	PAOOO	32245	99-220-6B1-8707	• Light-Switch .....	1
55	PAOOO	32245	99-220-6B1-13132	• Light-Switch .....	1
56	PAOOO	32245	99-220-6B1-13133	• Light-Switch .....	1
57	PAOOO	32245	99-220-6H1-13134	• Light-Switch .....	1
58	PAOOO	32245	99-220-6H1-13135	• Light-Switch .....	1
59	PAOOO	32245	99-220-6H1-13136	• Light-Switch .....	1
60	PAOOO	32245	99-220-6B1-28571	• Light-Switch (U/O P/N 707745-4) .....	1
61	PAOOO	32245	99-220-6B1-13137	• Light-Switch .....	1
62	PAOZZ	96906	MS3338-6839	•• Lamp, Incandescent .....	1
63	XDOZZ	32245	99-220-6B1-28569	•• Light-Switch (U/O P/N 99-220-6B1-28569) .....	1
63	XDOZZ	32245	99-220-6B1-28570	•• Light-Switch (U/O P/N 99-220-6B1-28570) .....	1
63	XDOZZ	32245	99-220-6B1-28671	•• Cap, Pushbutton (U/O P/N 99-220-218571) .....	1
63	XDOZZ	32245	99XXX6B1-13102	•• Cap, Pushbutton (U/O P/N 99-220-6B1-13102) .....	1
63	XDOZZ	32245	99XXX6B1-13106	•• Cap, Pushbutton (U/O P/N 99-220-6B1-13106) .....	1
63	XDOZZ	32245	99XXX6B1-13110	•• Cap, Pushbutton (U/O P/N 99-220-6B1-13110) .....	1
63	XDOZZ	32245	99XXX6B1-13124	•• Cap, Pushbutton (U/O P/N 99-220-6B1-13124) .....	1
63	XDOZZ	32245	99XXX6B1-13126	•• Cap, Pushbutton (U/O P/N 99-220-6B1-13126) .....	1
63	XDOZZ	32245	99XXX6B1-13128	•• Cap, Pushbutton (U/O P/N 99-220-6B1-13128) .....	1
63	XDOZZ	32245	99XXX6B1-13131	•• Cap, Pushbutton (U/O P/N 99-220-6H1-13131) .....	1
63	XDOZZ	32245	99XXX6B1-13132	•• Cap, Pushbutton (U/O P/N 99-220-6B1-13132) .....	1
63	XDOZZ	32245	99XXX6B1-13133	•• Cap, Pushbutton (U/O P/N 99-220-6B1-13133) .....	1
63	XDOZZ	32245	99XXX6B1-13137	•• Cap, Pushbutton (U/O P/N 99-220-6B1-13137) .....	1
63	XDOZZ	32245	99XXX6B1-8703	•• Cap, Pushbutton (U/O P/N 99-220-6B1-8703) .....	1
63	XDOZZ	32245	99XXX6B1-8704	•• Cap, Pushbutton (U/O P/N 99-220-6B1-8704) .....	1
63	XDOZZ	32245	99XXX6B1-8707	•• Cap, Pushbutton (U/O P/N 99-220-6B1-8707) .....	1
63	XDOZZ	32245	99XXX6B1-871 1	•• Cap, Pushbutton (U/O P/N 99-220-6B1-8711) .....	1
63	XDOZZ	32245	99XXX6B1-8716	•• Cap, Pushbutton (U/O P/N 99-220-6B1-8716) .....	1
63	XDOZZ	32245	99XXX6H1-13103	•• Cap, Pushbutton (U/O P/N 99-220-6H1-13103) .....	1
63	XDOZZ	32245	99XXX6H1-13104	•• Cap, Pushbutton (U/O P/N 99-220-6H1-13104) .....	1
63	XDOZZ	32245	99XXX6H1-13105	•• Cap, Pushbutton (U/O P/N 99-220-6H1-13105) .....	1
63	XDOZZ	32245	99XXX6H1-13107	•• Cap, Pushbutton (U/O P/N 99-220-6H1-13107) .....	1
63	XDOZZ	32245	99XXX6H1-13108	•• Cap, Pushbutton (U/O P/N 99-220-6H1-13108) .....	1
63	XDOZZ	32245	99XXX6H1-13109	•• Cap, Pushbutton (U/O P/N 99-220-6H1-13109) .....	1
63	XDOZZ	32245	99XXX6H1-131 11	•• Cap, Pushbutton (U/O P/N 99-220-6H1-13111) .....	1
63	XDOZZ	32245	99XXX6H1-131 12	•• Cap, Pushbutton (U/O P/N 99-220-6H1-13112) .....	1
63	XDOZZ	32245	99XXX6H1-131 13	•• Cap, Pushbutton (U/O P/N 99-220-6H1-13113) .....	1
63	XDOZZ	32245	99XXX6H1-131 14	•• Cap, Pushbutton (U/O P/N 99-220-6H1-13114) .....	1
63	XDOZZ	32245	99XXX6H1-131 15	•• Cap, Pushbutton (U/O P/N 99-220-6H1-13115) .....	1
63	XDOZZ	32245	99XXX6H1-131 16	•• Cap, Pushbutton (U/O P/N 99-220-6H1-13116) .....	1
63	XDOZZ	32245	99XXX6H1-131 17	•• Cap, Pushbutton (U/O P/N 99-220-6H1-13117) .....	1
63	XDOZZ	32245	99XXX6H1-131 18	•• Cap, Pushbutton (U/O P/N 99-220-6H1-13118) .....	1
63	XDOZZ	32245	99XXX6H1-131 19	•• Cap, Pushbutton (U/O P/N 99-220-6H1-13119) .....	1
63	XDOZZ	32245	99XXX6H1-13120	•• Cap, Pushbutton (U/O P/N 99-220-6H1-13120) .....	1
63	XDOZZ	32245	99XXX6H1-13121	•• Cap, Pushbutton (U/O P/N 99-220-6H1-13121) .....	1

(1) ITEM NO.	(2) SMR CODE	(3) CAGE	(4) PART NUMBER	(5) DESCRIPTION AND USABLE ON CODE (UOC)	(6) QTY
63	XDOZZ	32245	99XXX6H1-13122	.. Cap, Pushbutton (U/O P/N 99-220-6H1-13122) .....	1
63	XDOZZ	32245	99XXX6H1-13123	.. Cap, Pushbutton (U/O P/N 99-220-6H1-13123) .....	1
63	XDOZZ	32245	99XXX6H1-13125	.. Cap, Pushbutton (U/O P/N 99-220-6H1-13125) .....	1
63	XDOZZ	32245	99XXX6H1-13127	.. Cap, Pushbutton (U/O P/N 99-220-6H1-13127) .....	1
63	XDOZZ	32245	99XXX6H1-13129	.. Cap, Pushbutton (U/O P/N 99-220-6H1-13129) .....	1
63	XDOZZ	32245	99XXX6H1-13130	.. Cap, Pushbutton (U/O P/N 99-220-6H1-13130) .....	1
63	XDOZZ	32245	99XXX6H1-13134	.. Cap, Pushbutton (U/O P/N 99-220-6H1-13134) .....	1
63	XDOZZ	32245	99XXX6H1-13135	.. Cap, Pushbutton (U/O P/N 99-220-6H1-13135) .....	1
63	XDOZZ	32245	99XXX6H1-13136	.. Cap, Pushbutton (U/O P/N 99-220-6H1-13136) .....	1
63	XDOZZ	32245	99XXX6H1-13138	.. Cap, Pushbutton (U/O P/N 99-220-6H1-13138) .....	1
63	XDOZZ	32245	99XXX6H1-13139	.. Cap, Pushbutton (U/O P/N 99-220-6H1-13139) .....	1
63	XDOZZ	32245	99XXX6H1-13140	.. Cap, Pushbutton (U/O P/N 99-220-6H1-13140) .....	1
63	XDOZZ	32245	99XXX6H1-13141	.. Cap, Pushbutton (U/O P/N 99-220-6H1-13141) .....	1
63	XDOZZ	32245	99XXX6H1-8724	.. Cap, Pushbutton (U/O P/N 99-220-6H1-8724) .....	1
63	XDOZZ	32245	99XXX6H1-8726	.. Cap, Pushbutton (U/O P/N 99-220-6H1-8726) .....	1
63	XDOZZ	32245	99XXX6H1-8731	.. Cap, Pushbutton (U/O P/N 99-220-6H1-8731) .....	1
63	XDOZZ	32245	99XXX6H1-8734	.. Cap, Pushbutton (U/O P/N 99-220-6H1-8734) .....	1
63	XDOZZ	32245	99XXX6H1-8743	.. Cap, Pushbutton (U/O P/N 99-220-6H1-8743) .....	1
63	XDOZZ	32245	99XXX6H1-8746	.. Cap, Pushbutton (U/O P/N 99-220-6H1-8746) .....	1
63	XDOZZ	32245	99XXX6H1-8755	.. Cap, Pushbutton (U/O P/N 99-220-6H1-8755) .....	1
63	XDOZZ	32245	99XXX6H1-8759	.. Cap, Pushbutton (U/O P/N 99-220-6H1-8759) .....	1
63	XDOZZ	32245	99XXX6H1-8760	.. Cap, Pushbutton (U/O P/N 99-220-6H1-8760) .....	1
63	XDOZZ	32245	99XXX6H1-8761	.. Cap, Pushbutton (U/O P/N 99-220-6H1-8761) .....	1
63	XDOZZ	32245	99XXX6H1-8763	.. Cap, Pushbutton (U/O P/N 99-220-6H1-8763) .....	1
63	XDOZZ	32245	99XXX6H1-8765	.. Cap, Pushbutton (U/O P/N 99-220-6H1-8765) .....	1
63	XDOZZ	32245	99XXX6H1-8780	.. Cap, Pushbutton (U/O P/N 99-220-6H1-8780) .....	1
64	PAOZZ	32245	99-220	• Switch, Ind Body .....	60
END OF FIGURE					



\* SUPPLIED WITH ATTACHED ITEM

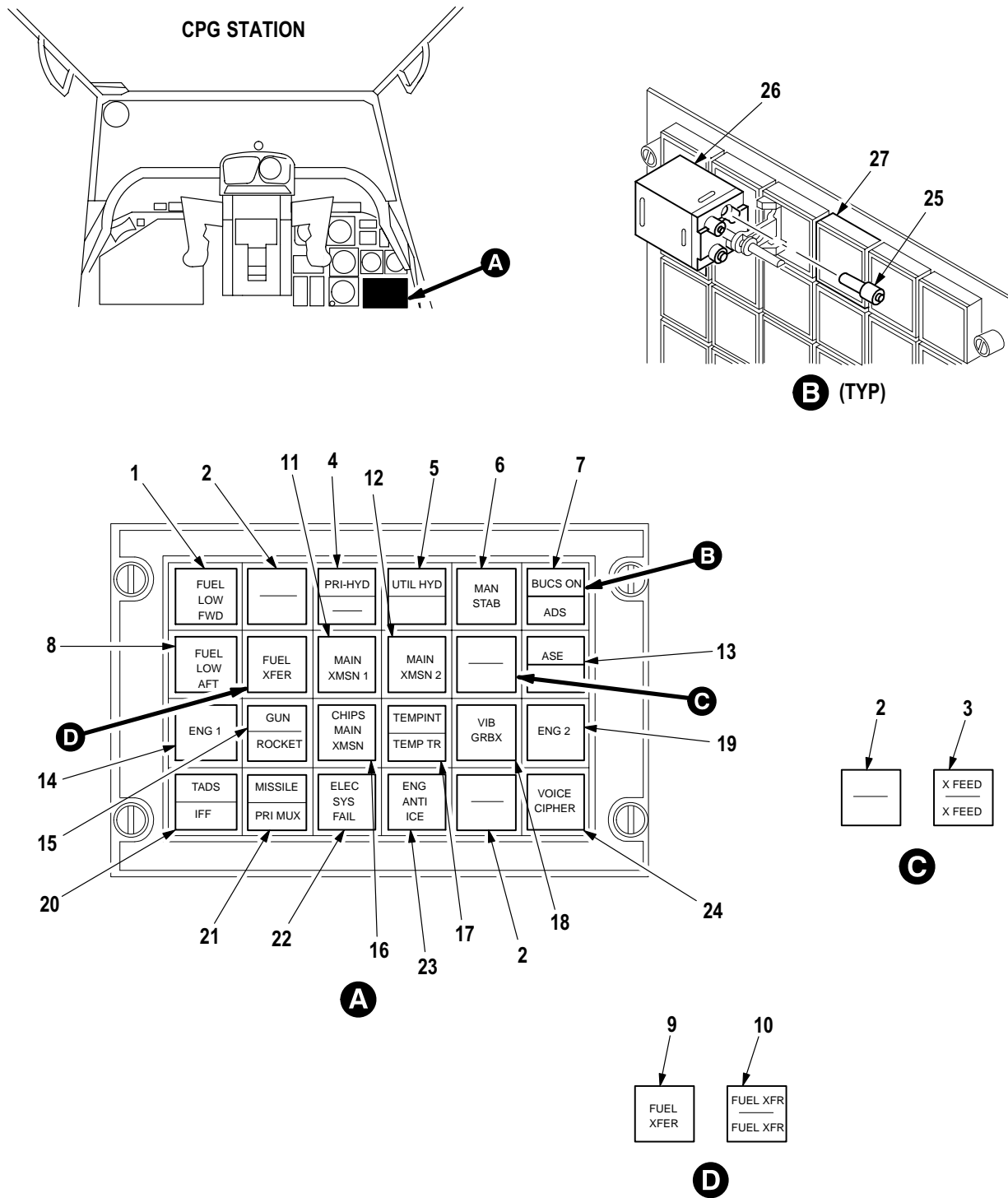
M0 9-945F

Figure 550. Group 09 Panel, Fault-Function, Copilot/Gunner (A157) (Housing)  
 7-31 1E20010-5, (707755-3 (19623))  
 7-31 1E20010-7, (707755-4 (19623)) A/C With MWO 1-1520-238-50-40 Incorporated

(1) ITEM NO.	(2) SMR CODE	(3) CAGE	(4) PART NUMBER	(5) DESCRIPTION AND USABLE ON CODE (UOC)	(6) QTY
				Group 09 Electrical System Fig. 550 Panel, Fault-Function, Copilot/Gunner (A157) (Housing) 7-31 1E20010-5, (707755-3 (19623)) 7-31 1E20010-7, (707755-4 (19623)) A/C With MWO 1-1520-238-50-40 Incorporated See Fig. 547 for NHA	
1	PAFZZ	96906	MS24693C2	• Screw, Machine .....	12
2	PAFZZ	19623	709562	• Cover, Access .....	1
3	PAFZZ	19623	707597	• Cover, Bottom, Panel .....	1
4	PAFZZ	19623	709435	• Circuit Card Assemb .....	3
5	PAFDD	19623	709560	• Electronic Componen .....	1
6	PAFDD	19623	709561	• Circuit Card Assemb .....	1
7	PAFZZ	96906	MS51957-13B	• Screw, Machine .....	7
8	XAFFF	19623	709563	• Housing, Front Panel .....	1
9	PAFZZ	72794	PFSC35-44A-SEB	• Stud Assembly, Turnl .....	4
10	XDFZZ	19623	707603-3	• Plate, Ident .....	1
11	PAFZZ	96906	MS51957-12B	• Screw, Machine .....	6
12	PAFZZ	96906	MS51957-15B	• Screw, Machine .....	12
13	PAFZZ	80205	NAS620C4	• Washer, Flat .....	8
14	PAFZZ	96906	MS21043-04	• Nut, Self-Locking, Ex .....	13
15	PAFZZ	96906	MS51957-29B	• Screw, Machine .....	4
16	PAFZZ	96906	MS15795-805	• Washer, Flat .....	6
17	PAFZZ	96906	MS35649-264	• Nut, Plain, Hexagon .....	4
18	XDFZZ	96906	MS27505E25B35P	• Connector, Receptacl .....	1
19	PAFZZ	96906	MS15795-803	• Washer, Flat .....	6
20	XDOZZ	19623	711587	• Plate .....	1
21	PAFZZ	96906	MS51957-19B	• Screw, Machine .....	2
22	PAFZZ	91967	2161	• Washer, Flat .....	2
23	PAFZZ	19623	007113	• Reactor .....	1
24	PAFZZ	96906	MS27505E21B41P	• Connector, Receptacl .....	1
25	PAFZZ	96906	MS24693-23B	• Screw, Machine .....	2
26	PAFZZ	96906	MS35338-136	• Washer, Lock .....	2
27	PAFZZ	71279	570-3648-02	• Terminal, Standoff .....	2
28	XAFZZ	19623	709711-1	• Housing, Rear .....	1
29	PAFZZ	72962	22NKTM-40	• Nut, Self-Locking, Ca .....	9
30	PAFZZ	19623	006588	• Reactor .....	1
31	PAFFF	19623	709586	• Capacitor-Resistor .....	1
32	PAFZZ	81349	M39003/01-8302	• Capacitor, Fixed, Ele .....	4
33	PAFZZ	81349	M39014-02-1338	• Capacitor, Fixed, Cer .....	1
34	PAFZZ	96906	MS51957-4	• Screw, Machine .....	2
35	PAFZZ	96906	MS35338-134	• Washer, Lock .....	2
36	PAFZZ	96906	MS35649-224	• Nut, Plain, Hexagon .....	2
37	PAFZZ	81349	RER65F1OROR	• Resistor, Fixed, Wire .....	1
38	XAFZZ	19623	709566	• Bracket, Component .....	1
39	PAFZZ	19623	709708	• Plate, Connector .....	1
40	PAFZZ	96906	MS51957-17	• Screw, Machine .....	8
41	PAFZZ	96906	MS35338-135	• Washer, Lock .....	2
42	PAFZZ	96906	MS51957-3	• Screw, Machine .....	2
43	PAFZZ	96906	MS35338-134	• Washer, Lock .....	2
44	PAFZZ	80205	NAS620C2	• Washer, Flat .....	2
45	PAFZZ	81349	M55302/58A44X	• Connector, Receptacl .....	3

(1) ITEM NO.	(2) SMR CODE	(3) CAGE	(4) PART NUMBER	(5) DESCRIPTION AND USABLE ON CODE (UOC)	(6) QTY
46	PAFZZ	19623	006110-1	• Connector, Receptacl . . . . .	1
47	PAFZZ	81349	M55302/58A44Y	• Connector, Receptacl . . . . .	1
48	PAFZZ	96906	MS51957-12	• Screw, Machine (U/O P/N 707745-4) . . . . .	4
49	PAFZZ	96906	MS35338-135	• Washer, Lock (U/O P/N 707745-4) . . . . .	4
50	PAFZZ	73760	713507	• Circuit Card, Assy (U/O P/N 707755-4) . . . . .	1
END OF FIGURE					





M09-946C

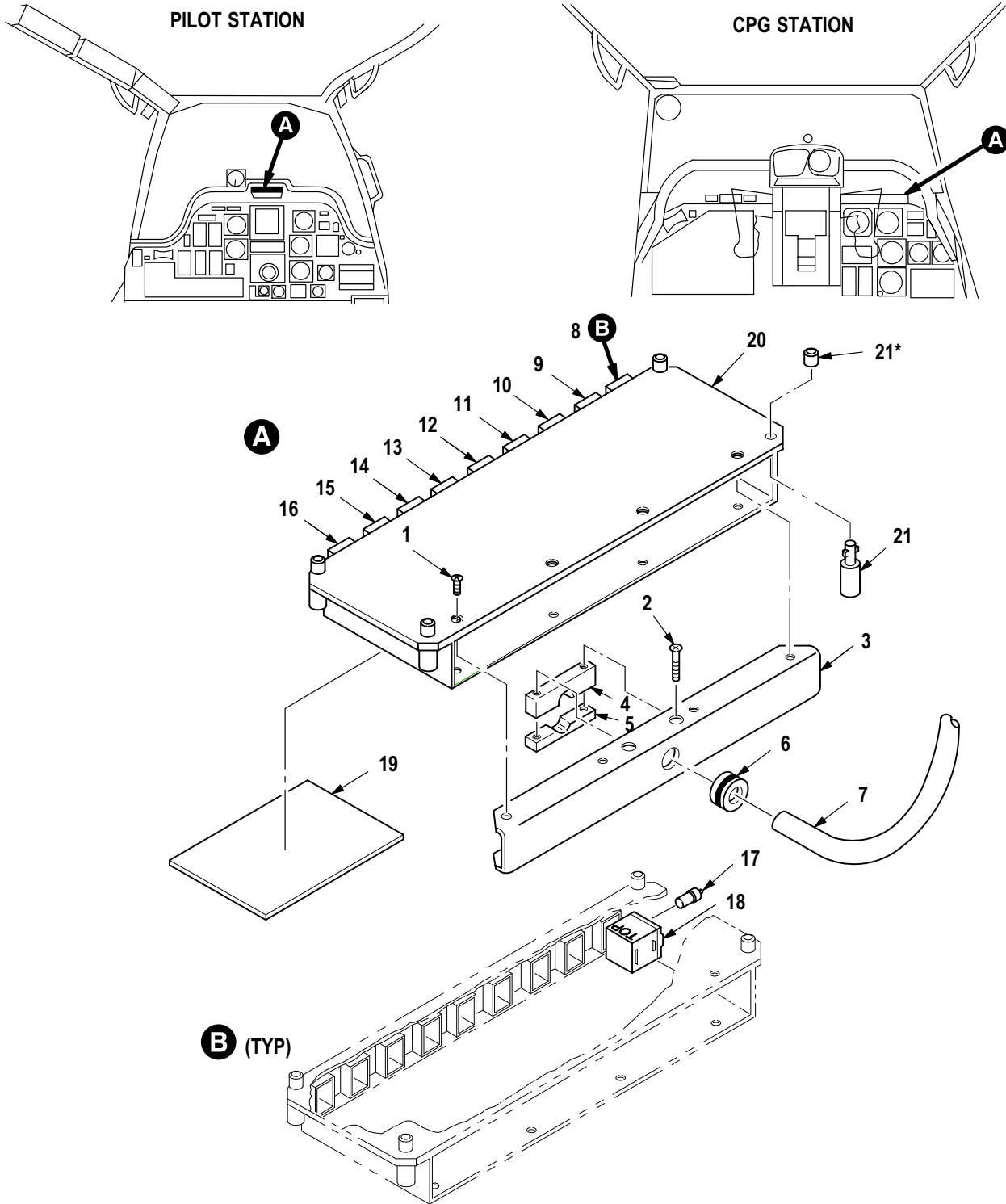
Figure 551. Group 09 Panel, Fault-Function, Copilot/Gunner (A157) (Indicator Lights) 7-31 1E20010-5, (707755-3 (19623)), 7-31 1E20010-7, (707755-4 (19623)) A/C With MWO 1-1520-238-50-40 Incorporated



(1) ITEM NO.	(2) SMR CODE	(3) CAGE	(4) PART NUMBER	(5) DESCRIPTION AND USABLE ON CODE (UOC)	(6) QTY
				Group 09 Electrical System Fig. 551 Panel, Fault-Function, Copilot/Gunner (A157) (Indicator Lights) 7-31 1E20010-5, (707755-3 (19623)) 7-31 1E20010-7, (707755-4 (19623)) A/C With MWO 1-1520-238-50-40 Incorporated See Fig. 547 for NHA	
1	PAOOO	32245	99-220-6H1-8755	• Light-Switch .....	1
2	PAOOO	32245	99-220-6H1-8780	• Light-Switch (Qty 3 U/O P/N 707755-3) .....	2
3	PAOOO	32245	99-220-6B1-28569	• Light-Switch (U/O P/N 707755-4) .....	1
4	PAOOO	32245	99-220-6B1-8713	• Light-Switch .....	1
5	PAOOO	32245	99-220-6B1-16302	• Light-Switch .....	1
6	PAOOO	32245	99-220-6H1-13105	• Light-Switch .....	1
7	PAOOO	32245	99-220-6B1-13106	• Light-Switch .....	1
8	PAOOO	32245	99-220-6H1-8761	• Light-Switch .....	1
9	PAOOO	32245	99-220-6H1-13145	• Light-Switch .....	1
10	PAOOO	32245	99-220-6B1-28570	• Light-Switch (U/O P/N 707755-4) .....	1
11	PAOOO	32245	99-220-6H1-8768	• Light-Switch .....	1
12	PAOOO	32245	99-220-6H1-8769	• Light-Switch .....	1
13	PAOOO	32245	99-220-6B1-13146	• Light-Switch .....	1
14	PAOOO	32245	99-220-6H1-13147	• Light-Switch .....	1
15	PAOOO	32245	99-220-6B1-8716	• Light-Switch .....	1
16	PAOOO	32245	99-220-6H1-8724	• Light-Switch .....	1
17	PAOOO	32245	99-220-6B1-13124	• Light-Switch .....	1
18	PAOOO	32245	99-220-6H1-13127	• Light-Switch .....	1
19	PAOOO	32245	99-220-6H1-13429	• Light-Switch .....	1
20	PAOOO	32245	99-220-6B1-13430	• Light-Switch .....	1
21	PAOOO	32245	99-220-6B1-13431	• Light-Switch .....	1
22	PAOOO	32245	99-220-6H1-13432	• Light-Switch .....	1
23	PAOOO	32245	99-220-6H1-13433	• Light-Switch .....	1
24	PAOOO	32245	99-220-6H1-8771	• Light-Switch .....	1
25	PAOZZ	96906	MS3338-6839	•• Lamp, Incandescent .....	4
26	XDOZZ	32245	99-XXX-6B1-28569	•• Cap, Pushbutton (U/O P/N 99-220-28569) .....	1
26	XDOZZ	32245	99-XXX-6B1-28570	•• Cap, Pushbutton (U/O P/N 99-220-28570) .....	1
26	XDOZZ	32245	99XXX6B1-13106	•• Cap, Pushbutton (U/O P/N 99-220-6B1-13106) .....	1
26	XDOZZ	32245	99XXX6B1-13124	•• Cap, Pushbutton (U/O P/N 99-220-6B1-13124) .....	1
26	XDOZZ	32245	99XXX6B1-13146	•• Cap, Pushbutton (U/O P/N 99-220-6B1-8769) .....	1
26	XDOZZ	32245	99XXX6B1-13430	•• Cap, Pushbutton (U/O P/N 99-220-6B1-13430) .....	1
26	XDOZZ	32245	99XXX6B1-13431	•• Cap, Pushbutton (U/O P/N 99-220-6B1-13431) .....	1
26	XDOZZ	32245	99XXX6B1-16302	•• Cap, Pushbutton (U/O P/N 99-220-6B1-16302) .....	1
26	XDOZZ	32245	99XXX6B1-8713	•• Cap, Pushbutton (U/O P/N 99-220-6B1-8713) .....	1
26	XDOZZ	32245	99XXX6B1-8716	•• Cap, Pushbutton (U/O P/N 99-220-6B1-8716) .....	1
26	XDOZZ	32245	99XXX6H1-13105	•• Cap, Pushbutton (U/O P/N 99-220-6H1-13105) .....	1
26	XDOZZ	32245	99XXX6H1-13127	•• Cap, Pushbutton (U/O P/N 99-220-6H1-13127) .....	1
26	XDOZZ	32245	99XXX6H1-13145	•• Cap, Pushbutton (U/O P/N 99-220-6H1-13145) .....	1
26	XDOZZ	32245	99XXX6H1-13147	•• Cap, Pushbutton (U/O P/N 99-220-6H1-13147) .....	1
26	XDOZZ	32245	99XXX6H1-13429	•• Cap, Pushbutton (U/O P/N 99-220-6H1-13429) .....	1
26	XDOZZ	32245	99XXX6H1-13432	•• Cap, Pushbutton (U/O P/N 99-220-6H1-13432) .....	1
26	XDOZZ	32245	99XXX6H1-13433	•• Cap, Pushbutton (U/O P/N 99-220-6H1-13433) .....	1
26	XDOZZ	32245	99XXX6H1-8724	•• Cap, Pushbutton (U/O P/N 99-220-6H1-8724) .....	1
26	XDOZZ	32245	99XXX6H1-8755	•• Cap, Pushbutton (U/O P/N 99-220-6H1-8755) .....	1
26	XDOZZ	32245	99XXX6H1-8761	•• Cap, Pushbutton (U/O P/N 99-220-6H1-8761) .....	1

(1) ITEM NO.	(2) SMR CODE	(3) CAGE	(4) PART NUMBER	(5) DESCRIPTION AND USABLE ON CODE (UOC)	(6) QTY
26	XDOZZ	32245	99XXX6H1-8768	•• Cap, Pushbutton (U/O P/N 99-220-6H1-8768) .....	1
26	XDOZZ	32245	99XXX6H1-8769	•• Cap, Pushbutton (U/O P/N 99-220-6H1-8769) .....	1
26	XDOZZ	32245	99XXX6H1-8771	•• Cap, Pushbutton (U/O P/N 99-220-6H1-8771) .....	1
26	XDOZZ	32245	99XXX6H1-8780	•• Cap, Pushbutton (U/O P/N 99-220-6H1-8780) .....	1
27	XDFZZ	32245	99-220	• Switch, Ind Body .....	24
END OF FIGURE					



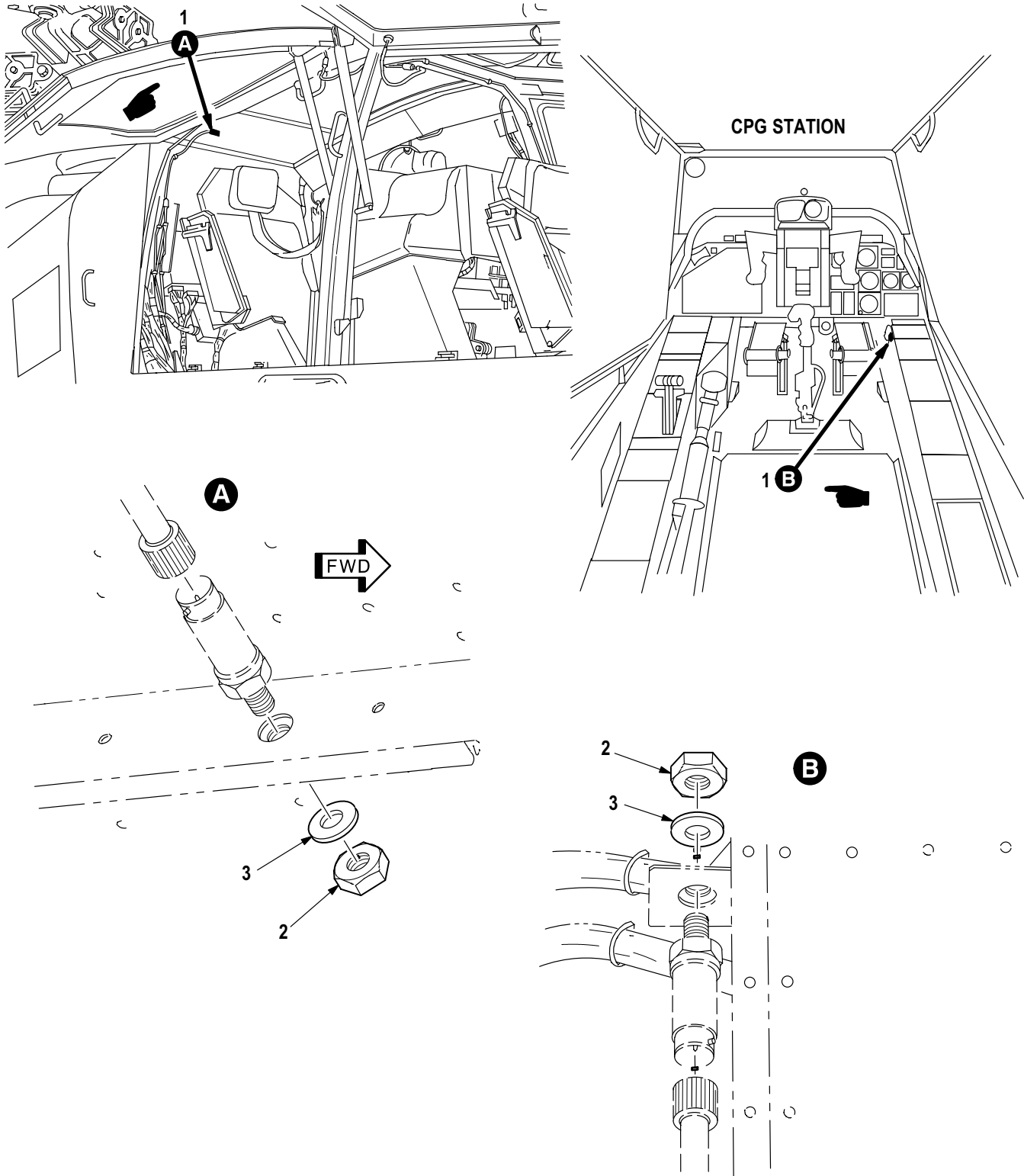


\*SUPPLIED WITH ATTACHED ITEM

M09-947A

Figure 552. Group 09 Panel, Fault-Function, Pilot (DS28), Copilot/Gunner (DS31)  
7-31 1E20001, (707750-2 (19623))

(1) ITEM NO.	(2) SMR CODE	(3) CAGE	(4) PART NUMBER	(5) DESCRIPTION AND USABLE ON CODE (UOC)	(6) QTY
				Group 09 Electrical System Fig. 552 Panel, Fault-Function, Pilot (DS28) Copilot/Gunner (DS31) 7-31 1E20001, (707750-2 (19623)) See Fig. 547 for NHA	
1	PAFZZ	96906	MS24693C2	• Screw, Machine .....	8
2	PAFZZ	96906	MS24693C7	• Screw, Machine .....	2
3	PAFFF	19623	709429	• Plate Assy, Rear .....	1
4	PAFZZ	19623	707722	• Block, Clamp .....	1
5	PAFZZ	19623	707723	• Block, Clamp .....	1
6	PAFZZ	96906	MS35489-141	• Grommet, Nonmetallic .....	1
7	PAFZZ	19623	709430	• Cable Assembly, Spec .....	1
8	PAOOO	32245	99-21 1-6H1-13100	• Light-Switch .....	1
9	PAOOO	32245	99-220-6H1-8791	• Light-Switch .....	1
10	PAOOO	32245	99-220-6H1-8790	• Light-Switch .....	1
11	PAOOO	32245	99-21 1-6H1-8795	• Light-Switch .....	1
12	PAOOO	32245	99-220-6H1-8792	• Light-Switch .....	1
13	PAOOO	32245	99-21 1-6H1-8796	• Light-Switch .....	1
14	PAOOO	32245	99-220-6H1-8793	• Light-Switch .....	1
15	PAOOO	32245	99-220-6H1-13101	• Light-Switch .....	1
16	PAOOO	32245	99-212-2H1-8797	• Light-Switch .....	1
17	PAOZZ	71744	CM718	•• Lamp, Incandescent (U/O P/N 99-212-2H1-8797) .....	4
17	PAOZZ	96906	MS3338-6839	•• Lamp, Incandescent .....	4
18	XDOZZ	32245	99XXX2H1-8797	•• Cap, Pushbutton (U/O P/N 99-212-2H1-8797) .....	1
18	XDOZZ	32245	99XXX6H1-13100	•• Cap, Pushbutton (U/O P/N 99-211-6H1-131007) .....	1
18	XDOZZ	32245	99XXX6H1-13101	•• Cap, Pushbutton (U/O P/N 99-220-6H1-13101) .....	1
18	XDOZZ	32245	99XXX6H1-8790	•• Cap, Pushbutton (U/O P/N 99-220-6H1-8790) .....	1
18	XDOZZ	32245	99XXX6H1-8791	•• Cap, Pushbutton (U/O P/N 99-220-6H1-8791) .....	1
18	XDOZZ	32245	99XXX6H1-8792	•• Cap, Pushbutton (U/O P/N 99-220-6H1-8792) .....	1
18	XDOZZ	32245	99XXX6H1-8793	•• Cap, Pushbutton (U/O P/N 99-220-6H1-8793) .....	1
18	XDOZZ	32245	99XXX6H1-8795	•• Cap, Pushbutton (U/O P/N 99-211-6H1-8795) .....	1
18	XDOZZ	32245	99XXX6H1-8796	•• Cap, Pushbutton (U/O P/N 99-211-6H1-8796) .....	1
19	XDFZZ	19623	709432	• Plate, Ident .....	1
20	XAFFF	19623	709431	• Housing Assy .....	1
21	PAFZZ	72794	PFSC35-38ADSEB	•• Stud Assembly, Turnl .....	4
END OF FIGURE					



M09-948C

Figure 553. Group 09 Accelerometers

(1) ITEM NO.	(2) SMR CODE	(3) CAGE	(4) PART NUMBER	(5) DESCRIPTION AND USABLE ON CODE (UOC)	(6) QTY
				Group 09 Electrical System Fig. 553 Accelerometers	
1	PAOZZ	02731	7-31 1E10007	•• Accelerometer, Elect .....	1
2	PAOZZ	80205	NAS1759L4	•• Nut, Self-Locking, Do .....	1
3	PAOZZ	88044	AN960PD416L	•• Washer, Flat .....	1
END OF FIGURE					

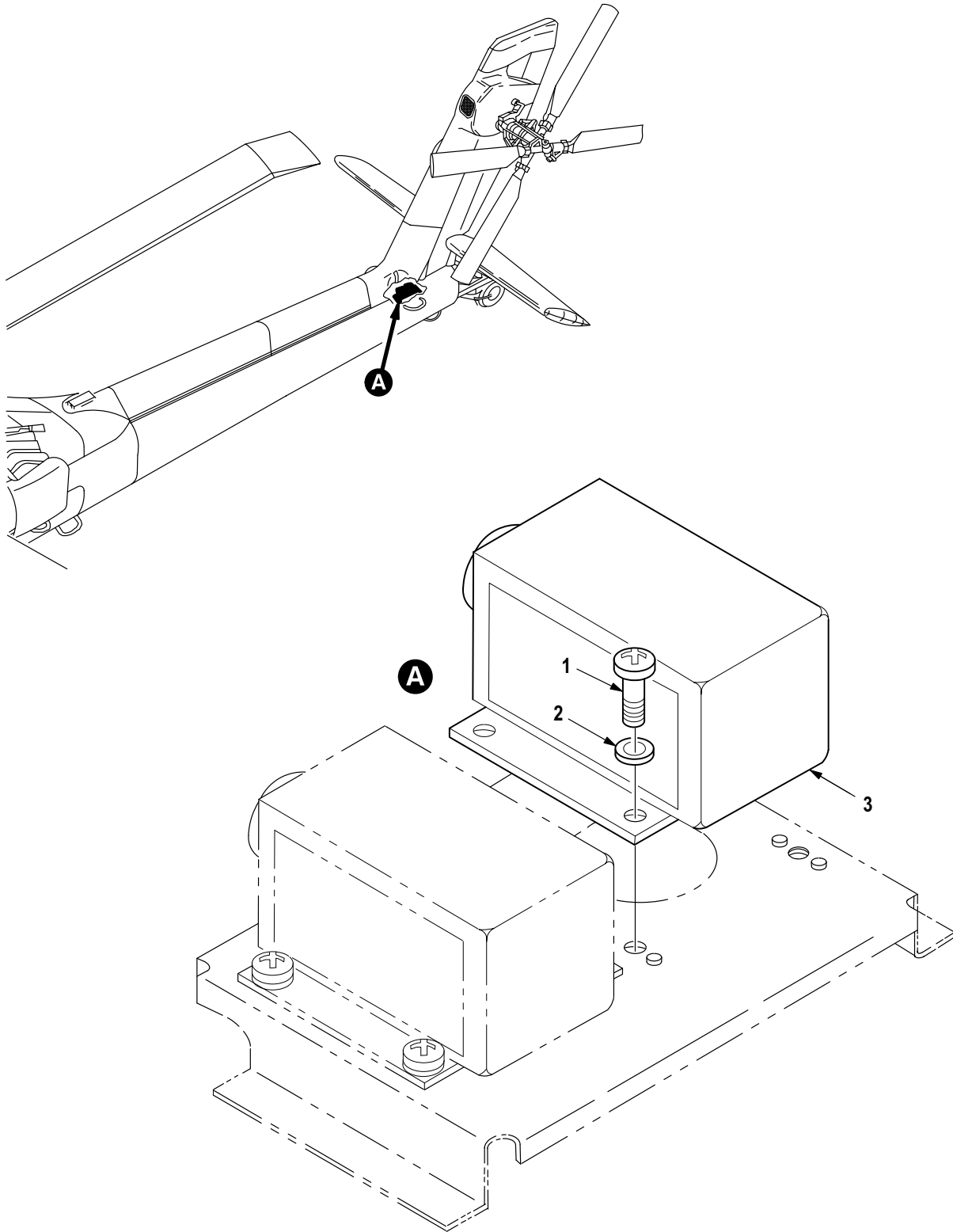
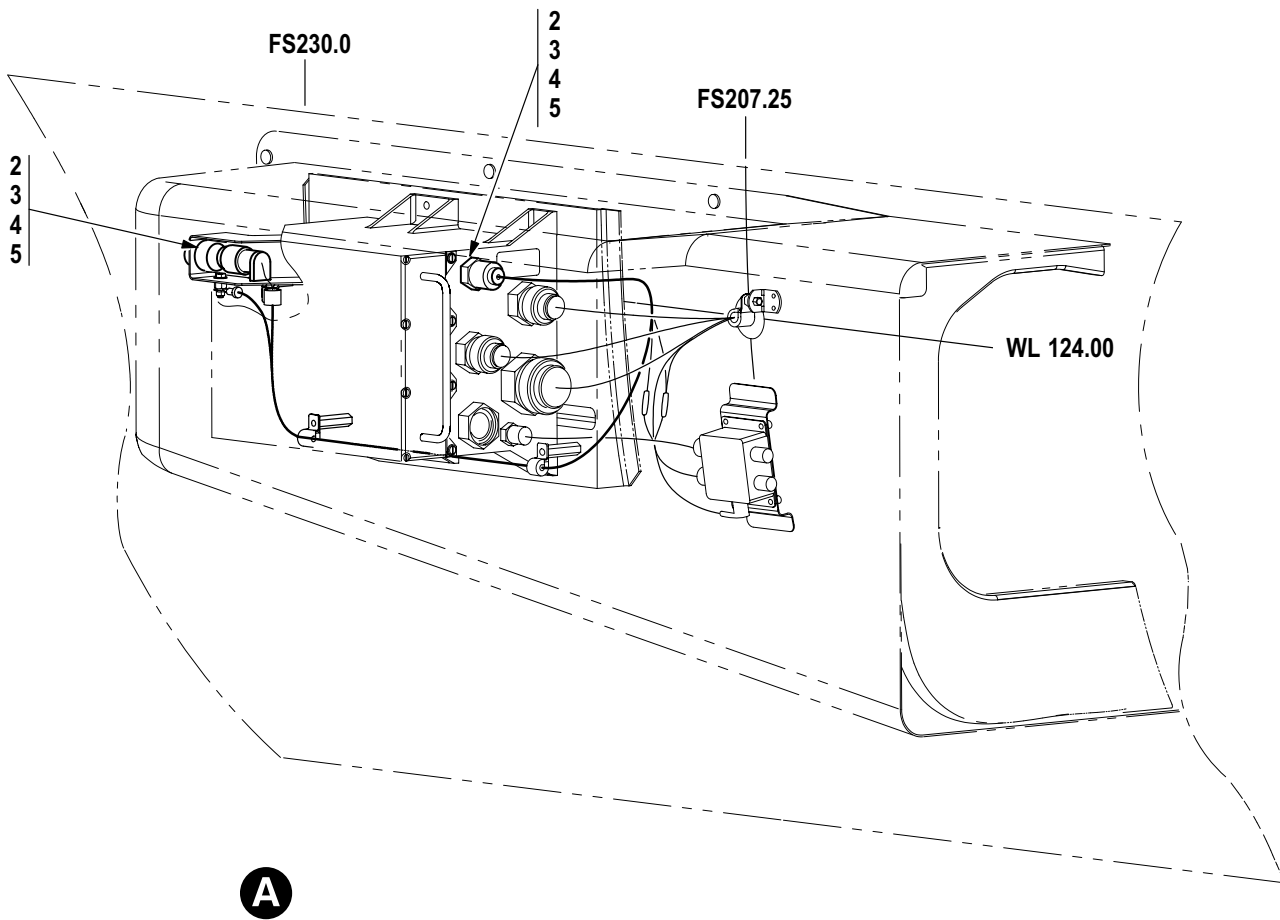
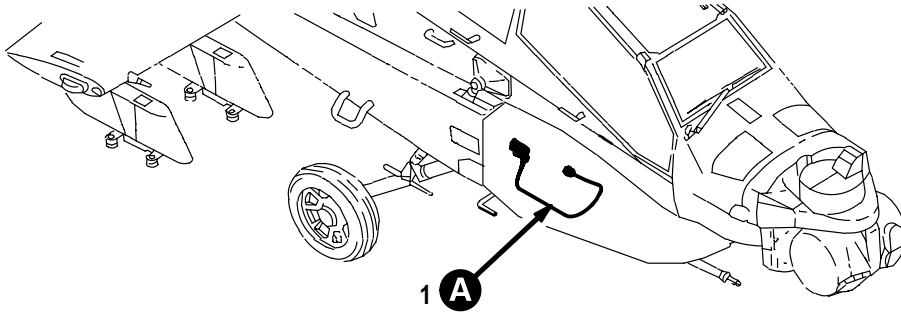


Figure 554. Group 09 Alarm Unit, Control



(1) ITEM NO.	(2) SMR CODE	(3) CAGE	(4) PART NUMBER	(5) DESCRIPTION AND USABLE ON CODE (UOC)	(6) QTY
				Group 09 Electrical System Fig. 554 Alarm Unit, Control	
1	PAOZZ	96906	MS51958-63	▪ Screw, Machine .....	8
2	PAOZZ	88044	AN960JD10L	▪ Washer, Flat .....	8
3	PAOZZ	02731	7-21 1E10002-3	▪ Control, Alarm .....	2
END OF FIGURE					

WIRE HARNESS W226

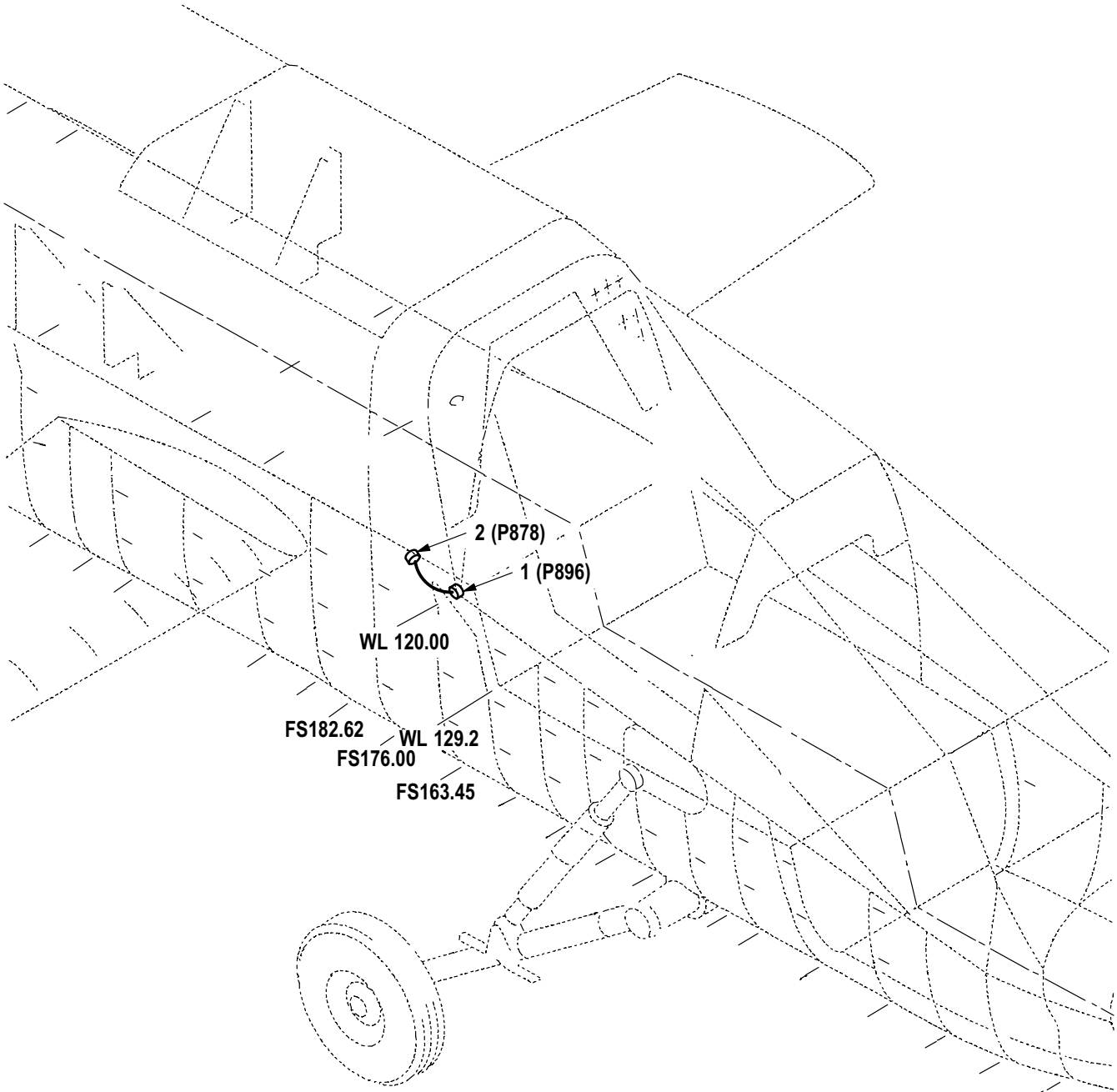


M09-1342

Figure 554A. Group 09 Wiring Harness, W226 KYK-13 Interface

(1) ITEM NO.	(2) SMR CODE	(3) CAGE	(4) PART NUMBER	(5) DESCRIPTION AND USABLE ON CODE (UOC)	(6) QTY
				Group 09 Electrical System Fig. 554A Wiring Harness, W226 KYK-13 Interface	
1	PAOOO	8V613	7-31 1B24226-001	· Wiring Harness A/C With MWO 1-1520-238-50-49 Incorporated . . . . .	1
2	XDOZZ	81349	D38999/26WA35SN	· · Connector Plug, Elec A/C With MWO 1-1520-238-50-49 Incorporated . . .	2
3	PAOZZ	02731	HS5842ZR0902L	· · Adapter, Electrical A/C With MWO 1-1520-238-50-49 Incorporated . . .	2
4	PAOZZ	81349	M85049/38S9W	· · Clamp, Cable, Electri A/C With MWO 1-1520-238-50-49 Incorporated . . .	2
5	PAOZZ	02731	HS4786-633	· · Splice, Conductor A/C With MWO 1-1520-238-50-49 Incorporated . . .	2
				END OF FIGURE	

WIRE HARNESS W234

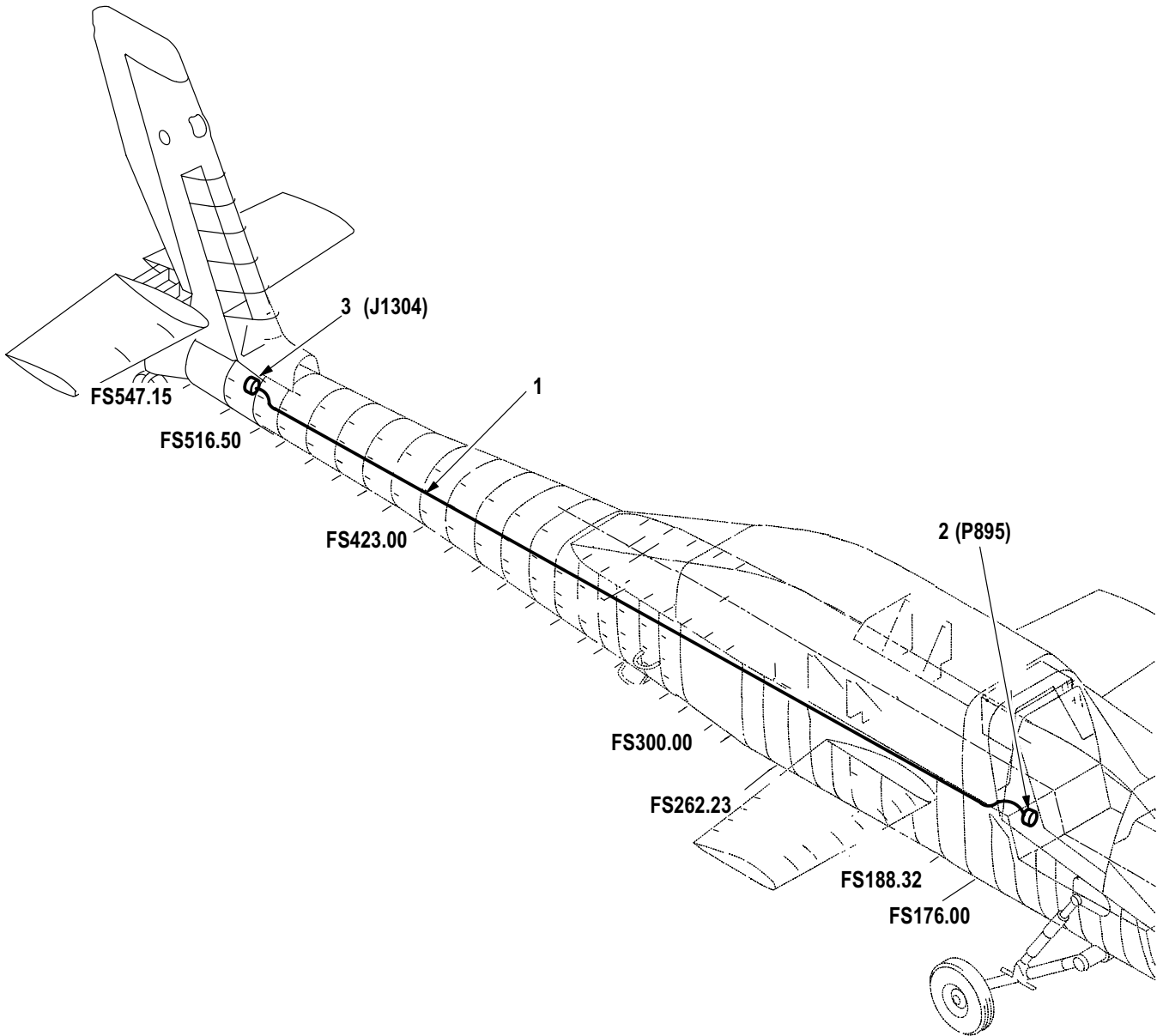


M09-1343

Figure 554B. Group 09 Wiring Harness, EGI Attenuator W234  
7-31 1B24234-001 A/C With MWO 1-1520-238-50-49 Incorporated

(1) ITEM NO.	(2) SMR CODE	(3) CAGE	(4) PART NUMBER	(5) DESCRIPTION AND USABLE ON CODE (UOC)	(6) QTY
1	PAOZZ	81349	M39012/01-0503	Group 09 Electrical System Fig. 554B Wiring Harness, EGI Attenuator W234 7-31 1B24234-001 A/C With MWO 1-1520-238-50-49 Incorporated • Connector, Plug, Elec ..... • Connector, Plug, Elec .....	1
2	PAOZZ	81349	M39012/26-0503		1
END OF FIGURE					

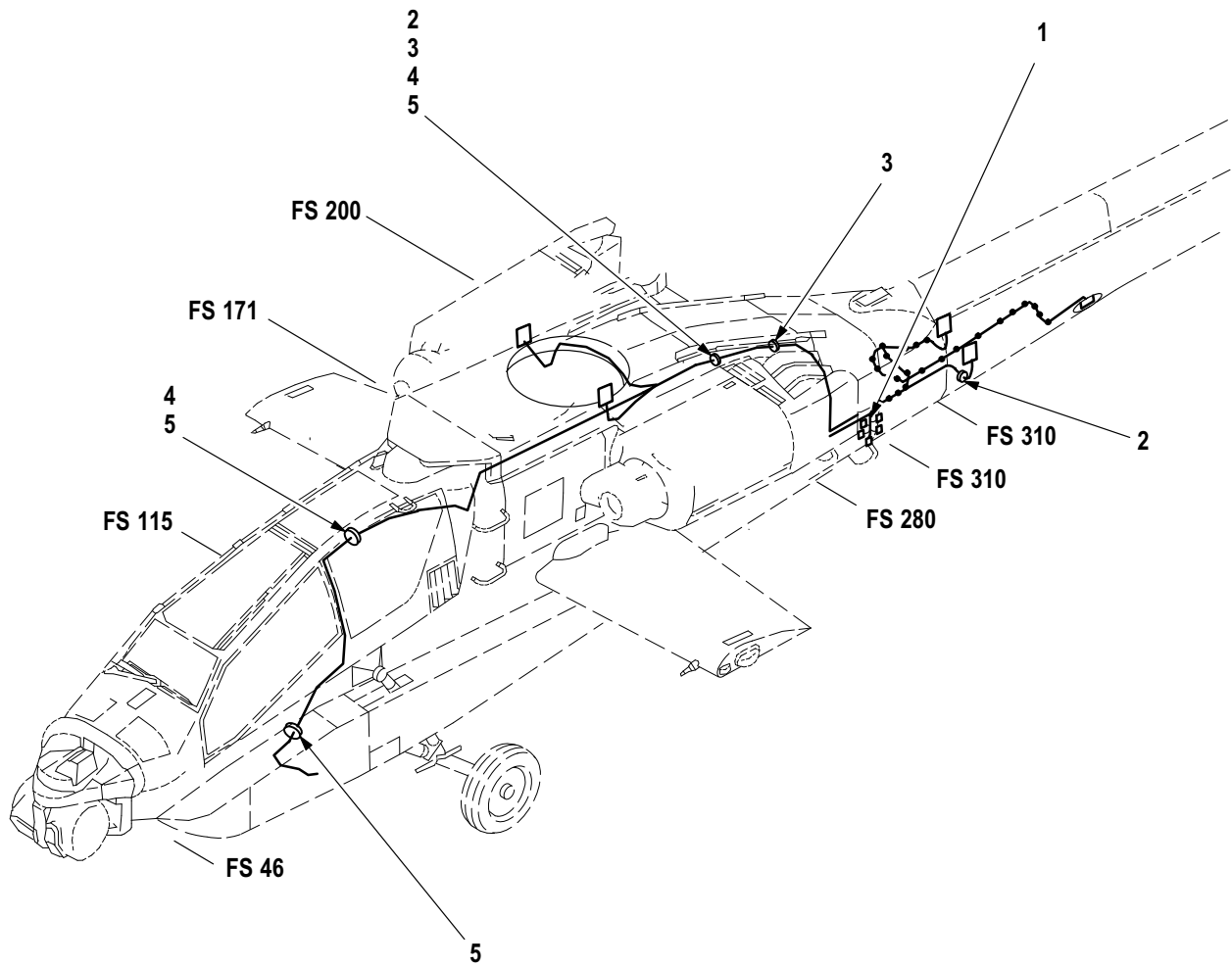
WIRE HARNESS W227



M09-1344A

Figure 554C. Group 09 Wiring Harness, Antenna Attenuator, W227

(1) ITEM NO.	(2) SMR CODE	(3) CAGE	(4) PART NUMBER	(5) DESCRIPTION AND USABLE ON CODE (UOC)	(6) QTY
1	PAOOO	8V613	7-31 1B24227-001	Group 09 Electrical System Fig. 554C Wiring Harness, Antenna Attenuator, W227  • Wiring Harness A/C With MWO 1-1520-238-50-49 Incorporated . . . . .	1
2	PAOZZ	81349	M39012/30-0503	• • Connector, Plug, Elec A/C With MWO 1-1520-238-50-49 Incorporated . . .	1
3	PAOZZ	81349	M39012/29-0503	• • Connector, Receptacl A/C With MWO 1-1520-238-50-49 Incorporated . . .	1
END OF FIGURE					

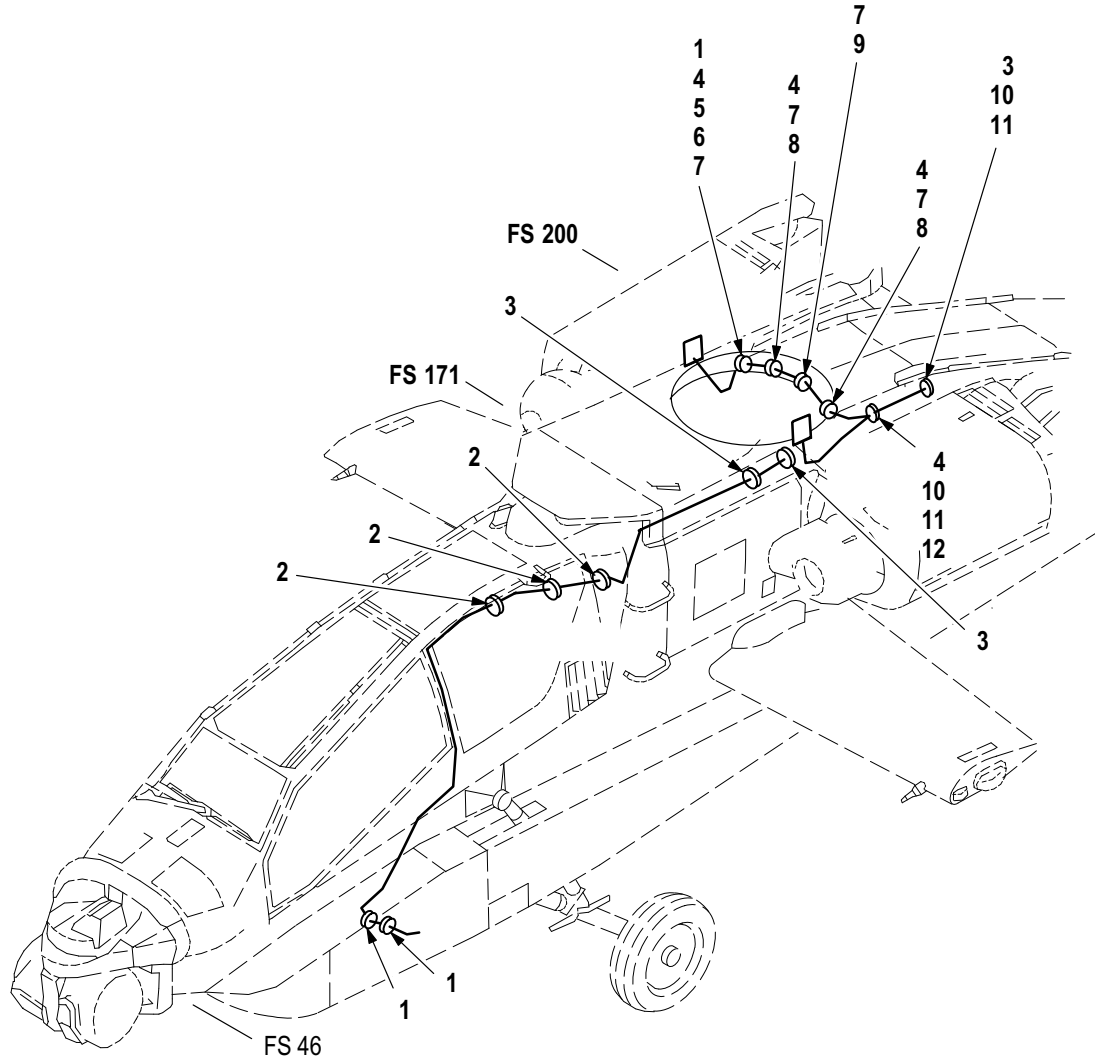


M09-1357

Figure 554D. Group 09 Cable Routing (Part 1) AH-64A/AVR-2A  
4790229-501 (8B676)  
A/C With MWO 1-1520-238-50-50 Incorporated



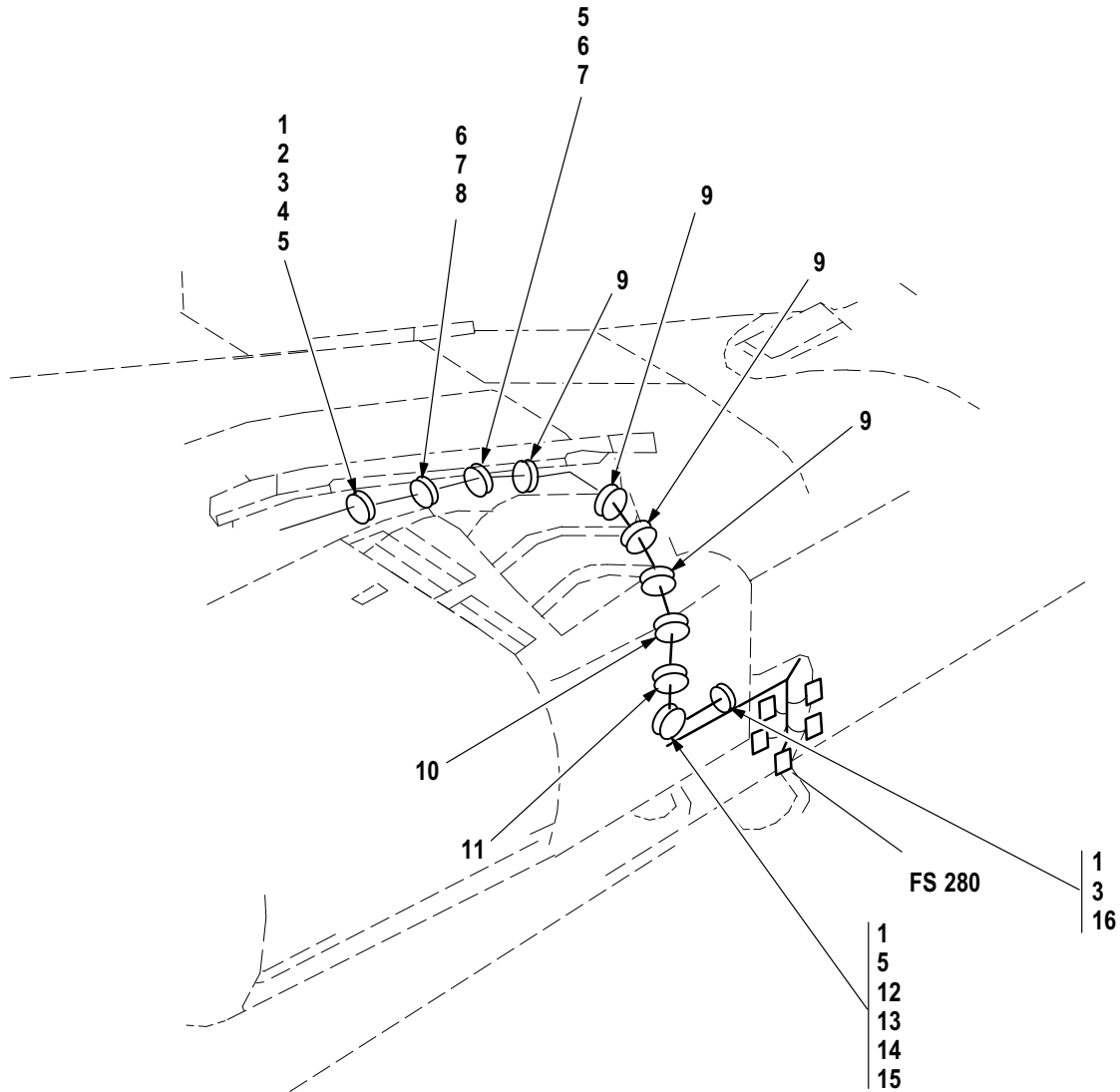
(1) ITEM NO.	(2) SMR CODE	(3) CAGE	(4) PART NUMBER	(5) DESCRIPTION AND USABLE ON CODE (UOC)	(6) QTY
				Group 09 Electrical System Fig. 554D Cable Routing (Part 1) AH-64A/A VR-2A 4790229-501 (8B676) A/C With MWO 1-1520-238-50-50 Incorporated	
1	XDOOO	8B676	2290222-501	• Wire Harness Set EI (See Fig. 554H for Breakdown) A/C With MWO 1-1520-238-50-50 Incorporated . . . . .	1
2	PAOOO	8B676	2290223-501	• Wiring Harness Assy W671 (See Fig. 554I for Breakdown) A/C With MWO 1-1520-238-50-50 Incorporated . . . . .	1
3	XDOOO	8B676	2290224-501	• Wire Harness Set EI (See Fig. 554J for Breakdown) A/C With MWO 1-1520-238-50-50 Incorporated . . . . .	1
4	XDOOO	8B676	2290225-501	• Wire Harness Set EI (See Fig. 554K for Breakdown) A/C With MWO 1-1520-238-50-50 Incorporated . . . . .	1
5	XDOOO	8B676	2290226-501	• Wire Harness Set EI (See Fig. 554L for Breakdown) A/C With MWO 1-1520-238-50-50 Incorporated . . . . .	1
END OF FIGURE					



M09-1358

Figure 554E. Group 09 Cable Routing (Part 2) FS 46 to FS 220 AH-64A/AVR-2A  
4790229-501 (8B676)  
A/C With MWO 1-1520-238-50-50 Incorporated

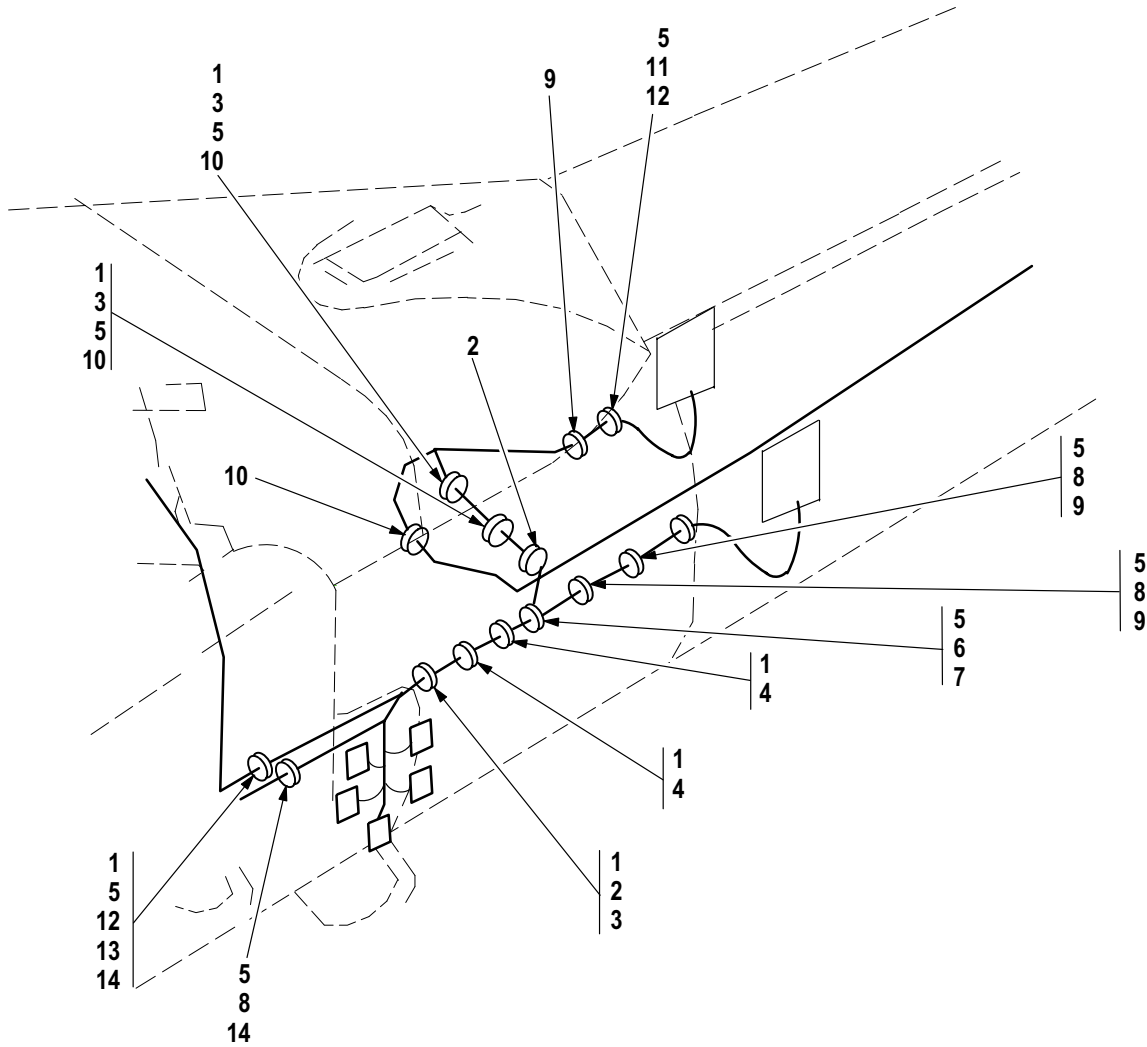
(1) ITEM NO.	(2) SMR CODE	(3) CAGE	(4) PART NUMBER	(5) DESCRIPTION AND USABLE ON CODE (UOC)	(6) QTY
				Group 09 Electrical System Fig. 554E Cable Routing (Part 2) FS 46 to FS 220 AH-64A/A VR-2A 4790229-501 (8B676) A/C With MWO 1-1520-238-50-50 Incorporated	
1	PAOZZ	96906	MS21919WDG8	• Clamp, Loop A/C With MWO 1-1520-238-50-50 Incorporated . . . . .	11
2	PAOZZ	96906	MS21919WDG10	• Clamp, Loop A/C With MWO 1-1520-238-50-50 Incorporated . . . . .	3
3	PAOZZ	96906	MS21919WDG12	• Clamp, Loop A/C With MWO 1-1520-238-50-50 Incorporated . . . . .	6
4	PAOZZ	80205	NAS1149C0332R	• Washer, Flat A/C With MWO 1-1520-238-50-50 Incorporated . . . . .	22
5	PAOZZ	96906	MS51958-67	• Screw, Machine A/C With MWO 1-1520-238-50-50 Incorporated . . . . .	3
6	PAOZZ	80205	NAS43DD3-32FC	• Spacer, Sleeve A/C With MWO 1-1520-238-50-50 Incorporated . . . . .	3
7	PAOZZ	96906	MS21919WDG6	• Clamp, Loop A/C With MWO 1-1520-238-50-50 Incorporated . . . . .	10
8	PAOZZ	96906	MS51958-65	• Screw, Machine A/C With MWO 1-1520-238-50-50 Incorporated . . . . .	6
9	PAOZZ	96906	MS51957-47	• Screw, Machine A/C With MWO 1-1520-238-50-50 Incorporated . . . . .	1
10	PAOZZ	96906	MS51958-70	• Screw, Machine A/C With MWO 1-1520-238-50-50 Incorporated . . . . .	4
11	PAOZZ	80205	NAS43DD3-64FC	• Spacer, Sleeve A/C With MWO 1-1520-238-50-50 Incorporated . . . . .	7
12	PAOZZ	96906	MS21919WDG11	• Clamp, Loop A/C With MWO 1-1520-238-50-50 Incorporated . . . . .	8
END OF FIGURE					



M09-1359

Figure 554F. Group 09 Cable Routing (Part 3) FS 221 to FS 300 AH-64A/AVR-2A  
4790229-501 (8B676)  
A/C With MWO 1-1520-238-50-50 Incorporated

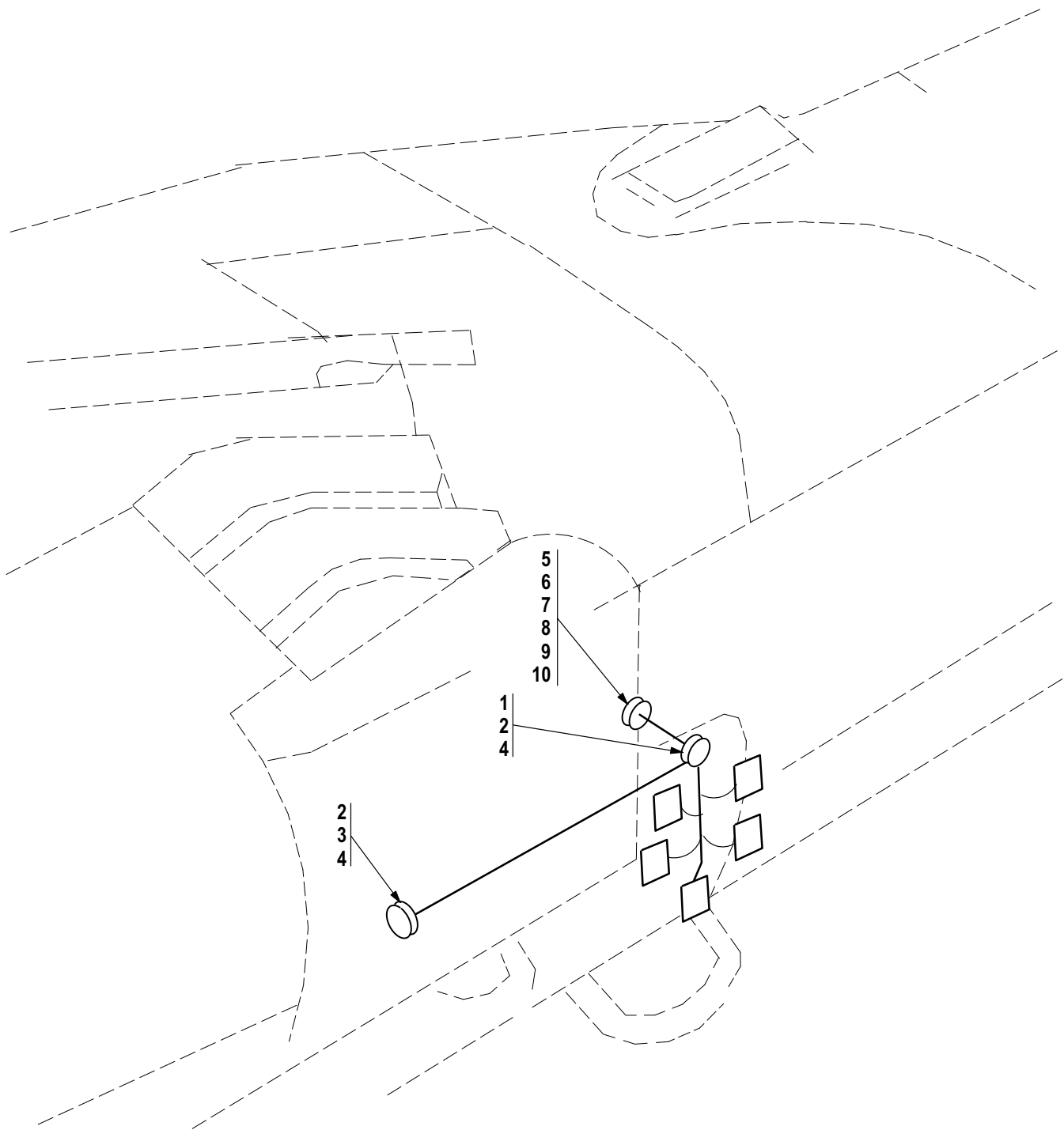
(1) ITEM NO.	(2) SMR CODE	(3) CAGE	(4) PART NUMBER	(5) DESCRIPTION AND USABLE ON CODE (UOC)	(6) QTY
				Group 09 Electrical System Fig. 554F Cable Routing (Part 3) FS 221 to FS300 AH-64A/A VR-2A 4790229-501 (8B676) A/C With MWO 1-1520-238-50-50 Incorporated	
1	PAOZZ	80205	NAS1149C0332R	• Washer, Flat A/C With MWO 1-1520-238-50-50 Incorporated . . . . .	22
2	PAOZZ	96906	MS21044C3	• Nut, Self-Locking He A/C With MWO 1-1520-238-50-50 Incorporated . . . . .	3
3	PAOZZ	96906	MS51958-65	• Screw, Machine A/C With MWO 1-1520-238-50-50 Incorporated . . . . .	6
4	MDOZZ	8B676	3790097-1	• Bracket, Modified A/C With MWO 1-1520-238-50-50 Incorporated . . . . .	1
5	PAOZZ	96906	MS21919WDG11	• Clamp, Loop A/C With MWO 1-1520-238-50-50 Incorporated . . . . .	8
6	PAOZZ	96906	MS51958-70	• Screw, Machine A/C With MWO 1-1520-238-50-50 Incorporated . . . . .	4
7	PAOZZ	80205	NAS43DD3-64FC	• Spacer, Sleeve A/C With MWO 1-1520-238-50-50 Incorporated . . . . .	7
8	PAOZZ	96906	MS21919WDG12	• Clamp, Loop A/C With MWO 1-1520-238-50-50 Incorporated . . . . .	6
9	PAOZZ	96906	MS21919WDG20	• Clamp, Loop A/C With MWO 1-1520-238-50-50 Incorporated . . . . .	2
10	PAOZZ	96906	MS21919WDG22	• Clamp, Loop A/C With MWO 1-1520-238-50-50 Incorporated . . . . .	2
11	PAOZZ	96906	MS21919WDG24	• Clamp, Loop A/C With MWO 1-1520-238-50-50 Incorporated . . . . .	2
12	PAOZZ	80205	NAS43DD3-100FC	• Spacer, Sleeve A/C With MWO 1-1520-238-50-50 Incorporated . . . . .	1
13	PAOZZ	80205	NAS43DD3-32FC	• Spacer, Sleeve A/C With MWO 1-1520-238-50-50 Incorporated . . . . .	3
14	PAOZZ	96906	MS51958-74	• Screw, Machine A/C With MWO 1-1520-238-50-50 Incorporated . . . . .	3
15	PAOZZ	96906	MS21919WDG7	• Clamp, Loop A/C With MWO 1-1520-238-50-50 Incorporated . . . . .	1
16	PAOZZ	96906	MS21919WDG13	• Clamp, Loop, Cush A/C With MWO 1-1520-238-50-50 Incorporated . . . . .	1
END OF FIGURE					



M09-1360

Figure 554G. Group 09 Cable Routing (Part 4) FS 301 to FS 400 AH-64A/AVR-2A  
4790229-501 (8B676)  
A/C With MWO 1-1520-238-50-50 Incorporated

(1) ITEM NO.	(2) SMR CODE	(3) CAGE	(4) PART NUMBER	(5) DESCRIPTION AND USABLE ON CODE (UOC)	(6) QTY
				Group 09 Electrical System Fig. 554G Cable Routing (Part 4) FS 301 to FS 400 AH-64A/A VR-2A 4790229-501 (8B676) A/C With MWO 1-1520-238-50-50 Incorporated	
1	PAOZZ	80205	NAS43DD3-64FC	• Spacer, Sleeve A/C With MWO 1-1520-238-50-50 Incorporated . . . . .	7
2	PAOZZ	96906	MS21919WDG11	• Clamp, Loop A/C With MWO 1-1520-238-50-50 Incorporated . . . . .	8
3	PAOZZ	96906	MS51958-69	• Screw, Machine A/C With MWO 1-1520-238-50-50 Incorporated . . . . .	5
4	PAOZZ	96906	MS21912WDG12	• Clamp, Loop A/C With MWO 1-1520-238-50-50 Incorporated . . . . .	6
5	PAOZZ	80205	NAS1149C0332R	• Washer, Flat A/C With MWO 1-1520-238-50-50 Incorporated . . . . .	22
6	PAOZZ	96906	MS51958-64	• Screw, Machine A/C With MWO 1-1520-238-50-50 Incorporated . . . . .	1
7	PAOZZ	96906	MS21919WDG15	• Clamp, Loop A/C With MWO 1-1520-238-50-50 Incorporated . . . . .	1
8	PAOZZ	96906	MS51958-63	• Screw, Machine A/C With MWO 1-1520-238-50-50 Incorporated . . . . .	5
9	PAOZZ	96906	MS21919WDG6	• Clamp, Loop A/C With MWO 1-1520-238-50-50 Incorporated . . . . .	10
10	PAOZZ	96906	MS21919WDG8	• Clamp, Loop A/C With MWO 1-1520-238-50-50 Incorporated . . . . .	11
11	PAOZZ	80205	NAS43DD3-128FC	• Spacer, Sleeve A/C With MWO 1-1520-238-50-50 Incorporated . . . . .	2
12	PAOZZ	96906	MS51958-74	• Screw, Machine A/C With MWO 1-1520-238-50-50 Incorporated . . . . .	3
13	PAOZZ	96906	MS21919WDG4	• Clamp, Loop A/C With MWO 1-1520-238-50-50 Incorporated . . . . .	11
14	PAOZZ	96906	MS21044C3	• Nut, Self-Locking, He A/C With MWO 1-1520-238-50-50 Incorporated . . . . .	3
END OF FIGURE					

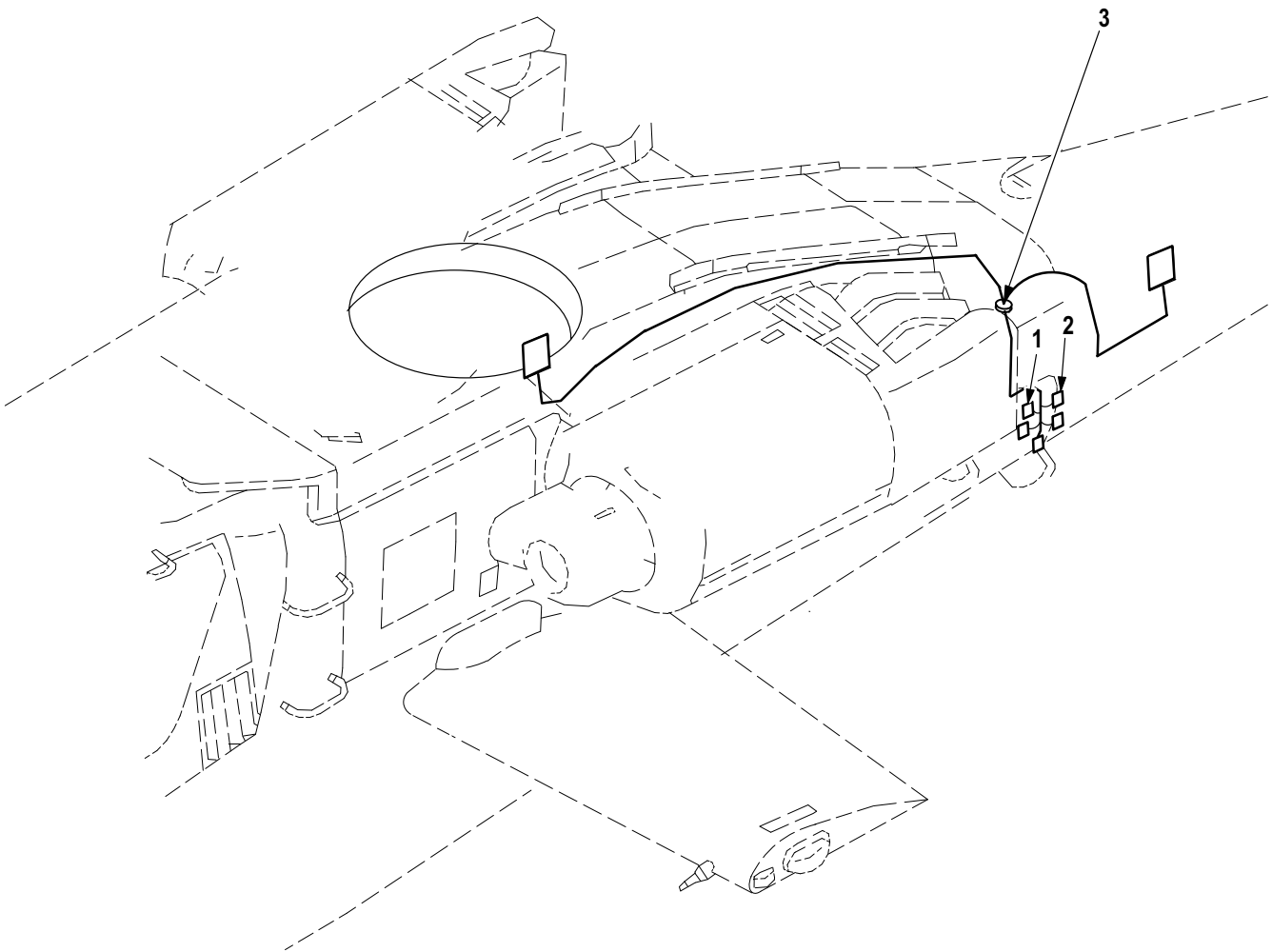


M09-1361

Figure 554H. Group 09 Wiring Harness, APR-39 Tie W670 AH-64A/AVR-2A  
2290222-501 (8B676)  
A/C With MWO 1-1520-238-50-50 Incorporated



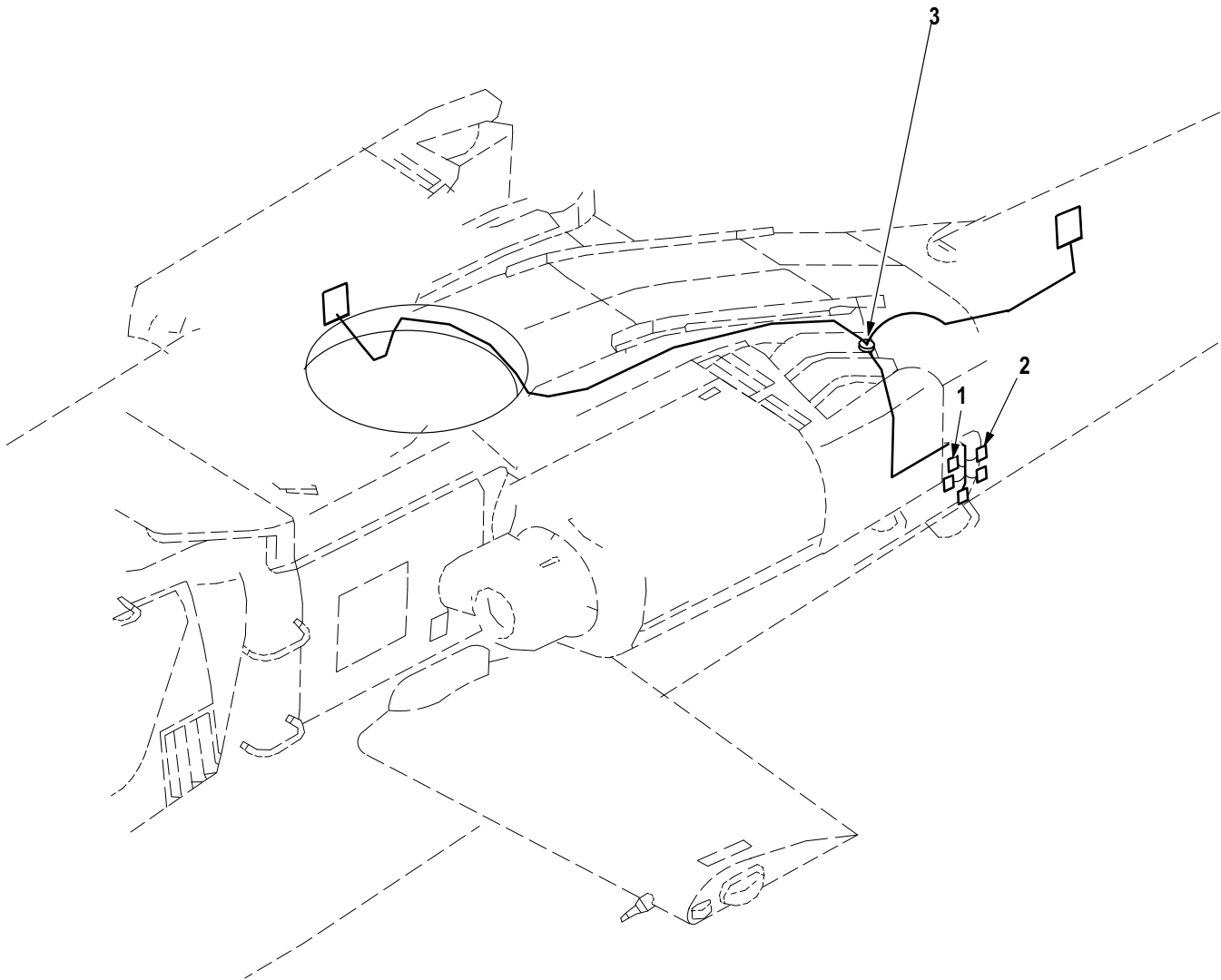
(1) ITEM NO.	(2) SMR CODE	(3) CAGE	(4) PART NUMBER	(5) DESCRIPTION AND USABLE ON CODE (UOC)	(6) QTY
				Group 09 Electrical System Fig. 554H Wiring Harness, APR-39 Tie W670 AH-64A/A VR-2A 2290222-501 (8B676) A/C With MWO 1-1520-238-50-50 Incorporated	
1	PAOZZ	96906	MS27484T12B35S	• Connector, Plug, Elec A/C With MWO 1-1520-238-50-50 Incorporated . . . . .	1
2	PAOZZ	06324	440FS031NF12054	• Adapter, Cable Clamp A/C With MWO 1-1520-238-50-50 Incorporated . . . . .	1
3	PAOZZ	96906	MS27484T12B35P	• Connector, Plug, Elec A/C With MWO 1-1520-238-50-50 Incorporated . . . . .	1
4	PAOZZ	06324	440FJ031NF12054	• Adapter, Cable Clamp A/C With MWO 1-1520-238-50-50 Incorporated . . . . .	1
5	PAOZZ	96906	MS21919WDG13	• Clamp, Loop, Cush A/C With MWO 1-1520-238-50-50 Incorporated . . . . .	1
6	PAOZZ	96906	MS51958-63	• Screw, Machine A/C With MWO 1-1520-238-50-50 Incorporated . . . . .	1
7	PAOZZ	96906	MS21044C3	• Nut, Self-Locking He A/C With MWO 1-1520-238-50-50 Incorporated . . . . .	1
8	PAOZZ	80205	NAS1149C0332R	• Washer, Flat A/C With MWO 1-1520-238-50-50 Incorporated . . . . .	2
9	PAOZZ	06324	340FS001B14-4H8D	• Cap, Backshell A/C With MWO 1-1520-238-50-50 Incorporated . . . . .	1
10	PAOZZ	96906	MS27484T14B35P	• Connector, Plug, Elec A/C With MWO 1-1520-238-50-50 Incorporated . . . . .	1
END OF FIGURE					



M09-1362

Figure 554I. Group 09 Wiring Harness, Left Sensors W671 AH-64A/AVR-2A  
2290223-501 (8B676)  
A/C With MWO 1-1520-238-50-50 Incorporated

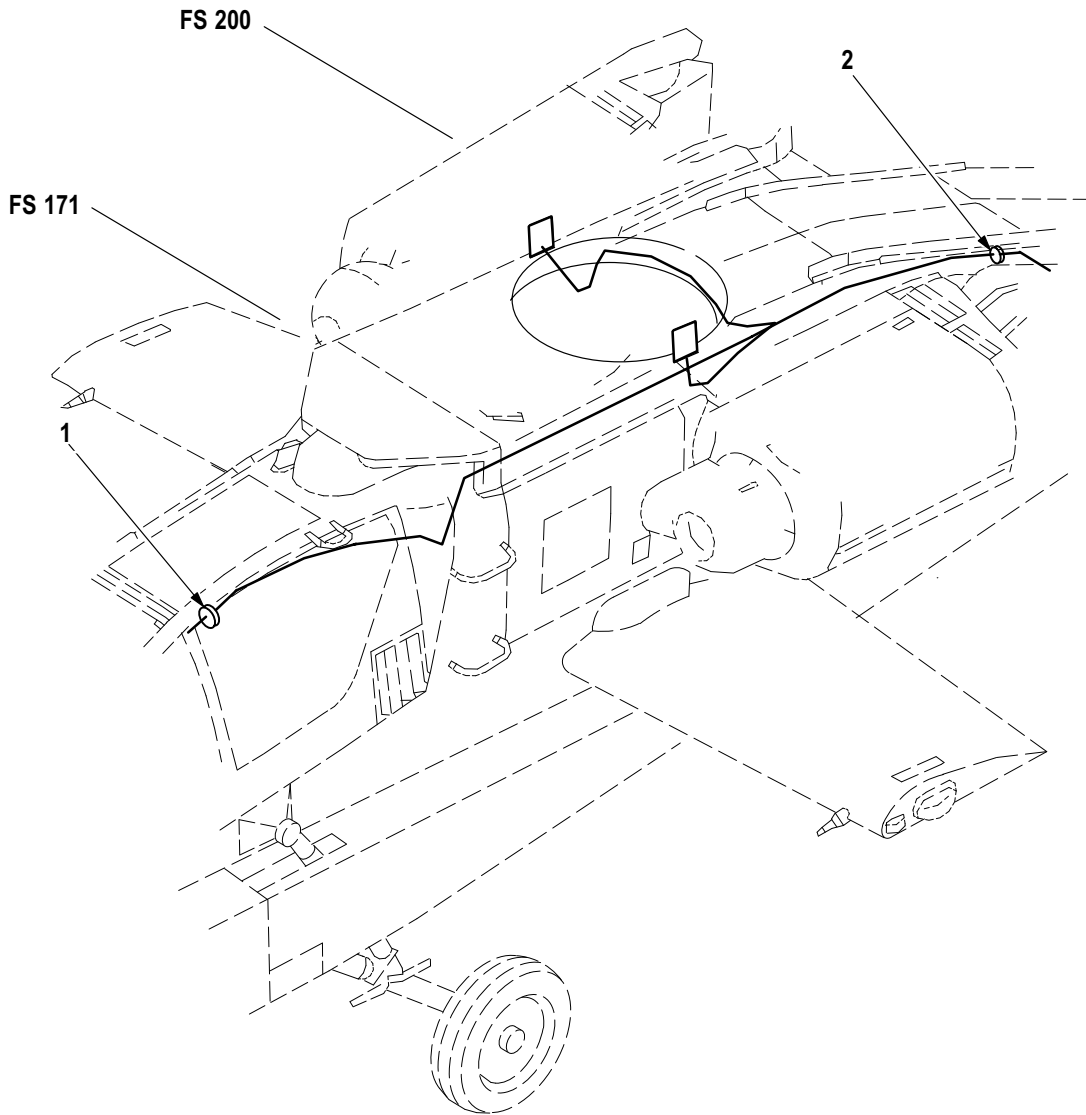
(1) ITEM NO.	(2) SMR CODE	(3) CAGE	(4) PART NUMBER	(5) DESCRIPTION AND USABLE ON CODE (UOC)	(6) QTY
				Group 09 Electrical System Fig. 554I Wiring Harness, Left Sensors W671 AH-64A/A VR-2A 2290223-501 (8B676) See Fig. 554D for NHA A/C With MWO 1-1520-238-50-50 Incorporated	
1	PAOZZ	96906	MS27484T12B35PC	• Connector, Plug, Elec A/C With MWO 1-1520-238-50-50 Incorporated . . . . .	1
2	PAOZZ	81349	M85049/36-12W04	• Adapter, Cable, Clamp A/C With MWO 1-1520-238-50-50 Incorporated . . . . .	1
3	PAOZZ	06090	382S023-3S	• Insul, Sleeving A/C With MWO 1-1520-238-50-50 Incorporated . . . . .	1
END OF FIGURE					



MO9-1363

Figure 554J. Group 09 Wiring Harness, Right Sensors W672 AH-64A/AVR-2A  
2290224-501 (8B676)  
A/C With MWO 1-1520-238-50-50 Incorporated

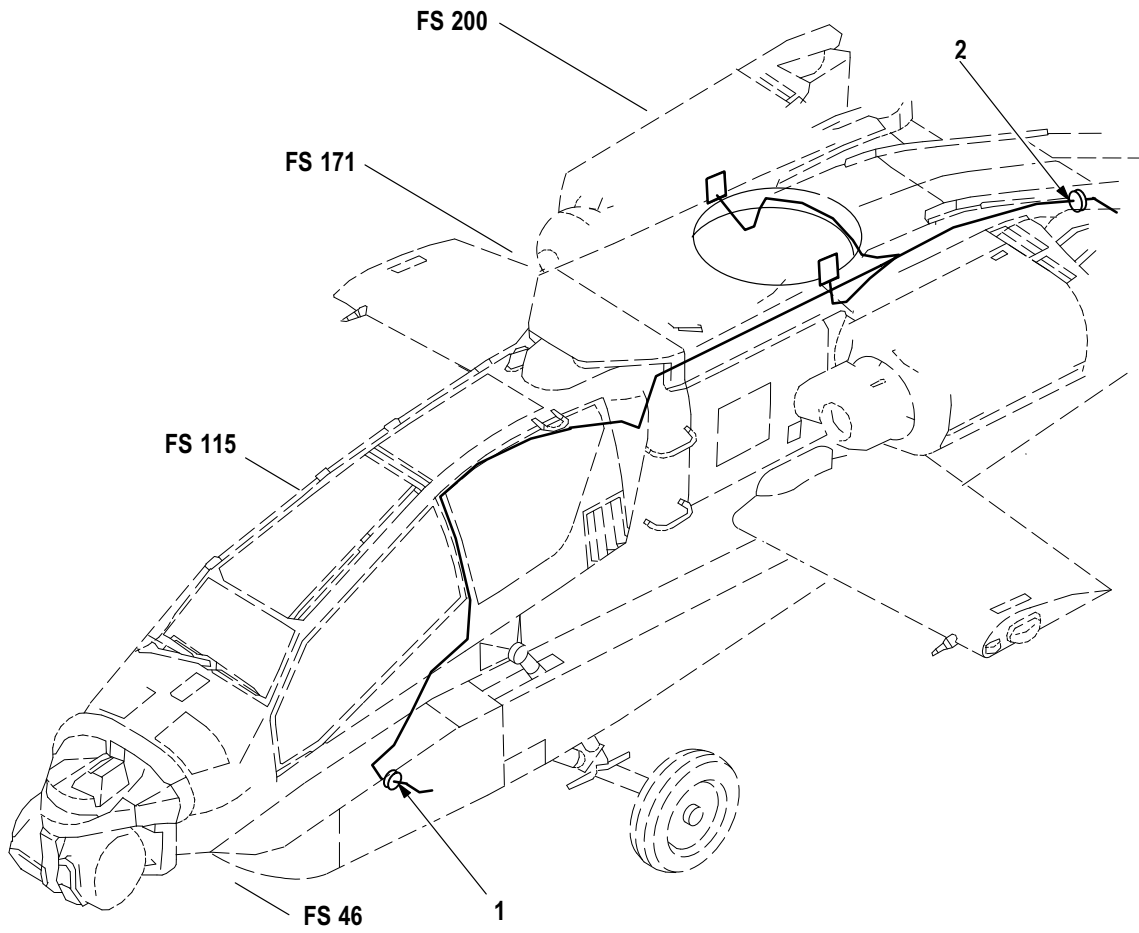
(1) ITEM NO.	(2) SMR CODE	(3) CAGE	(4) PART NUMBER	(5) DESCRIPTION AND USABLE ON CODE (UOC)	(6) QTY
				Group 09 Electrical System Fig. 554J Wiring Harness, Right Sensors W672 AH-64A/A VR-2A 2290224-501 (8B676) See Fig. 554D for NHA A/C With MWO 1-1520-238-50-50 Incorporated	
1	PAOZZ	96906	MS27484T12B35PC	• Connector, Plug, Elec A/C With MWO 1-1520-238-50-50 Incorporated . . . . .	1
2	PAOZZ	81349	M85049/36-12W04	• Adapter, Cable, Clamp A/C With MWO 1-1520-238-50-50 Incorporated . . . . .	1
3	PAOZZ	06090	382S023-3	• Insul, Sleeving A/C With MWO 1-1520-238-50-50 Incorporated . . . . .	1
END OF FIGURE					



M09-1364

Figure 554K. Group 09 Wiring Harness W673 Power AH-64A/AVR-2A  
2290225-501 (8B676)  
A/C With MWO 1-1520-238-50-50 Incorporated

(1) ITEM NO.	(2) SMR CODE	(3) CAGE	(4) PART NUMBER	(5) DESCRIPTION AND USABLE ON CODE (UOC)	(6) QTY
				Group 09 Electrical System Fig. 554KWiring Harness W673 Power AH-64A/A VR-2A 2290225-501 (8B676) See Fig. 554D for NHA A/C With MWO 1-1520-238-50-50 Incorporated	
1	PAOZZ	96906	MS3475W12-3S	<ul style="list-style-type: none"> <li>• Connector, Plug, Elec A/C With MWO 1-1520-238-50-50 Incorporated . . . . .</li> </ul>	1
2	PAOZZ	81349	M85049/24-8W	<ul style="list-style-type: none"> <li>• Adapter, Cable, Clamp A/C With MWO 1-1520-238-50-50 Incorporated . . . . .</li> </ul>	1
END OF FIGURE					



M09-1365

Figure 554L. Group 09 Wiring Harness, BLKG/AGES W674 AH-64A/AVR-2A  
2290226-501 (8B676)  
A/C With MWO 1-1520-238-50-50 Incorporated




(1) ITEM NO.	(2) SMR CODE	(3) CAGE	(4) PART NUMBER	(5) DESCRIPTION AND USABLE ON CODE (UOC)	(6) QTY
				Group 09 Electrical System Fig. 554L Wiring Harness, BLKG/AGES W674 AH-64A/A VR-2A 2290226-501 (8B676) See Fig. 554D for NHA A/C With MWO 1-1520-238-50-50 Incorporated	
1	PAOZZ	96906	MS27484T14B35P	<ul style="list-style-type: none"> <li>• Connector, Plug, Elec A/C With MWO 1-1520-238-50-50 Incorporated . . . . .</li> </ul>	1
2	PAOZZ	50619	BAT06-14W04C	<ul style="list-style-type: none"> <li>• Adapter, Cable, Clamp A/C With MWO 1-1520-238-50-50 Incorporated . . . . .</li> </ul>	1
END OF FIGURE					



**By Order of the Secretary of the Army:**

Official:



JOEL B. HUDSON  
*Administrative Assistant to the  
Secretary of the Army*

01904

DENNIS J. REIMER  
*General, United States Army  
Chief of Staff*

Distribution:

To be distributed in accordance with Initial Distribution Number (IDN) 311318, requirements for TM 1-1520-238-23P-2.



## ***These are the instructions for sending an electronic 2028***

The following format must be used if submitting an electronic 2028. The subject line must be exactly the same and all fields must be included; however, only the following fields are mandatory: 1, 3, 4, 5, 6, 7, 8, 9, 10, 13, 15, 16, 17, and 27.

From: "Whomever" [whomever@avma27.army.mil](mailto:whomever@avma27.army.mil)  
To: [2028@redstone.army.mil](mailto:2028@redstone.army.mil)  
Subject DA Form 2028

1. **From:** Joe Smith
2. **Unit:** home
3. **Address:** 4300 Park
4. **City:** Hometown
5. **St:** MO
6. **Zip:** 77777
7. **Date Sent:** 19-OCT-93
8. **Pub no:** 55-2840-229-23
9. **Pub Title:** TM
10. **Publication Date:** 04-JUL-85
11. **Change Number:** 7
12. **Submitter Rank:** MSG
13. **Submitter FName:** Joe
14. **Submitter MName:** T
15. **Submitter LName:** Smith
16. **Submitter Phone:** 123-123-1234
17. **Problem:** 1
18. **Page:** 2
19. **Paragraph:** 3
20. **Line:** 4
21. **NSN:** 5
22. **Reference:** 6
23. **Figure:** 7
24. **Table:** 8
25. **Item:** 9
26. **Total:** 123
27. **Text:**

This is the text for the problem below line 27.



<b>RECOMMENDED CHANGES TO PUBLICATIONS AND BLANK FORMS</b> For use of the for, see AR 25-35; the proponent agency is ODISC4						Use Part II (reverse) for Repair Parts and Special Tool Lists (RPSTL) and Supply Catalogs/Supply Manuals (SC/SM).	<b>DATE</b> <b>8/30/02</b>
<b>TO:</b> (Forward to proponent of the publication or form) (Include ZIP Code) Commander, U.S. Army Aviation and Missile Command Attn: AMSAM-MMC-MA-NP Redstone Arsenal, AL 35898						<b>FROM:</b> (Activity and location) (Include ZIP Code) MSG, Jane Q. Doe 1234 Any Street Nowhere Town, AL 34565	
<b>PART I - ALL PUBLICATIONS (EXCEPT RPSTL AND SC/SM) AND BLANK FORMS</b>							
PUBLICATION/FORM NUMBER TM 1-1520-238-23-1						DATE 16 May 1994	TITLE Aviation Unit and Intermediate Maintenance Manual, for Helicopter, Attack, AH-64A Apache (Volume 3 of 9)
ITEM	PAGE	PARA-GRAPH	LINE	FIGURE NO.	TABLE	RECOMMENDED CHANGES AND REASON	
1	WP0005 PG 3		2			Test or Corrective Action column should identify a different WP number.	
<b>EXAMPLE</b>							
<i>*Reference to line numbers within the paragraph or subparagraph.</i>							
TYPED NAME, GRADE OR TITLE MSG, Jane Q. Doe, SFC				TELEPHONE EXCHANGE/AUTOVON, PLUS EXTENTION 788-1234		SIGNATURE	

<b>TO:</b> <i>(Forward direct to addressee listed in publication)</i> Commander, U.S. Army Aviation and Missile Command ATTN: AMSAM-MMC-MA-NP RedstoneArsenal, 35898	<b>FROM:</b> <i>(Activity and location) (Include ZIP Code)</i> MSG, Jane Q. Doe 1234 Any Street Nowhere Town, AL 34565	<b>DATE</b> 8/30/02
---	---	------------------------

**PART II - REPAIR PARTS AND SPECIAL TOOL LISTS AND SUPPLY CATALOGS/SUPPLY MANUALS**

PUBLICATION NUMBER	DATE	TITLE
--------------------	------	-------

PAGE NO.	COLM NO.	LINE NO.	NATIONAL STOCK NUMBER	REFERENCE NO.	FIGURE NO.	ITEM NO.	TOTAL NO. OF MAJOR ITEMS SUPPORTED	RECOMMENDED ACTION

**PART III - REMARKS** *(Any general remarks or recommendations, or suggestions for improvement of publications and blank forms. Additional blank sheets may be used if more space is needed.)*

**EXAMPLE**

TYPED NAME, GRADE OR TITLE MSG, Jane Q. Doe, SFC	TELEPHONE EXCHANGE/AUTOVON, PLUS EXTENTION 788-1234	SIGNATURE
---	--	-----------



<b>RECOMMENDED CHANGES TO PUBLICATIONS AND BLANK FORMS</b> For use of the for, see AR 25-35; the proponent agency is ODISC4						Use Part II ( <i>reverse</i> ) for Repair Parts and Special Tool Lists (RPSTL) and Supply Catalogs/Supply Manuals (SC/SM).	<b>DATE</b>
<b>TO:</b> ( <i>Forward to proponent of the publication or form</i> ) ( <i>Include ZIP Code</i> ) Commander, U.S. Army Aviation and Missile Command ATTN: AMSAM-MMC-MA-NP Redstone Arsenal, AL 35898						<b>FROM:</b> ( <i>Activity and location</i> ) ( <i>Include ZIP Code</i> )	
<b>PART I - ALL PUBLICATIONS (EXCEPT RPSTL AND SC/SM) AND BLANK FORMS</b>							
PUBLICATION/FORM NUMBER TM 1-1520-238-23P-2						DATE 28 May 1996	TITLE Aviation Unit and Intermediate Maintenance Repair Parts and Special Tools List for Helicopter, Attack, AH-64A Apache; Volume 2 of 5
ITEM	PAGE	PARA-GRAPH	LINE	FIGURE NO.	TABLE	RECOMMENDED CHANGES AND REASON	
<i>*Reference to line numbers within the paragraph or subparagraph.</i>							
TYPED NAME, GRADE OR TITLE				TELEPHONE EXCHANGE/AUTOVON, PLUS EXTENTION		SIGNATURE	

<b>TO:</b> <i>(Forward direct to addressee listed in publication)</i> Commander, U.S. Army Aviation and Missile Command ATTN: AMSAM-MMC-MA-NP Redstone Arsenal, AL 35898	<b>FROM:</b> <i>(Activity and location) (Include ZIP Code)</i>	<b>DATE</b>
---	--	-------------

**PART II - REPAIR PARTS AND SPECIAL TOOL LISTS AND SUPPLY CATALOGS/SUPPLY MANUALS**

<b>PUBLICATION NUMBER</b> TM 1-1520-238-23P-2	<b>DATE</b> 28 May 1996	<b>TITLE</b> Aviation Unit and Intermediate Maintenance Repair Parts and Special Tools List for Helicopter, Attack, AH-64A Apache; Volume 2 of 5
--	----------------------------	--

PAGE NO.	COLM NO.	LINE NO.	NATIONAL STOCK NUMBER	REFERENCE NO.	FIGURE NO.	ITEM NO.	TOTAL NO. OF MAJOR ITEMS SUPPORTED	RECOMMENDED ACTION

**PART III - REMARKS** *(Any general remarks or recommendations, or suggestions for improvement of publications and blank forms. Additional blank sheets may be used if more space is needed.)*

TYPED NAME, GRADE OR TITLE	TELEPHONE EXCHANGE/AUTOVON, PLUS EXTENTION	SIGNATURE
----------------------------	--	-----------

# The Metric System and Equivalents

## Linear Measure

1 centimeter = 10 millimeters = .39 inch  
 1 decimeter = 10 centimeters = 3.94 inches  
 1 meter = 10 decimeters = 39.37 inches  
 1 dekameter = 10 meters = 32.8 feet  
 1 hectometer = 10 dekameters = 328.08 feet  
 1 kilometer = 10 hectometers = 3,280.8 feet

## Weights

1 centigram = 10 milligrams = .15 grain  
 1 decigram = 10 centigrams = 1.54 grains  
 1 gram = 10 decigrams = .035 ounce  
 1 dekagram = 10 grams = .35 ounce  
 1 hectogram = 10 dekagrams = 3.52 ounces  
 1 kilogram = 10 hectograms = 2.2 pounds  
 1 quintal = 100 kilograms = 220.46 pounds  
 1 metric ton = 10 quintals = 1.1 short tons

## Liquid Measure

1 centiliter = 10 milliliters = .34 fl. ounces  
 1 deciliter = 10 centiliters = 3.38 fl. ounces  
 1 liter = 10 deciliters = 33.81 fl. ounces  
 1 dekaliter = 10 liters = 2.64 gallons  
 1 hectoliter = 10 dekaliters = 26.42 gallons  
 1 kiloliter = 10 hectoliters = 264.18 gallons

## Square Measure

1 sq. centimeter = 100 sq. millimeters = .155 sq. inch  
 1 sq. decimeter = 100 sq. centimeters = 15.5 sq. inches  
 1 sq. meter (centare) = 100 sq. decimeters = 10.76 sq. feet  
 1 sq. dekameter (are) = 100 sq. meters = 1,076.4 sq. feet  
 1 sq. hectometer (hectare) = 100 sq. dekameters = 2.47 acres  
 1 sq. kilometer = 100 sq. hectometers = .386 sq. mile

## Cubic Measure

1 cu. centimeter = 1000 cu. millimeters = .06 cu. inch  
 1 cu. decimeter = 1000 cu. centimeters = 61.02 cu. inches  
 1 cu. meter = 1000 cu. decimeters = 35.31 cu. feet

# Approximate Conversion Factors

<i>To change</i>	<i>To</i>	<i>Multiply by</i>	<i>To change</i>	<i>To</i>	<i>Multiply by</i>
inches	centimeters	2.540	ounce-inches	newton-meters	.007062
feet	meters	.305	centimeters	inches	.394
yards	meters	.914	meters	feet	3.280
miles	kilometers	1.609	meters	yards	1.094
square inches	square centimeters	6.452	kilometers	miles	.621
square feet	square meters	.093	square centimeters	square inches	.155
square yards	square meters	.836	square meters	square feet	10.764
square miles	square kilometers	2.590	square meters	square yards	1.196
acres	square hectometers	.405	square kilometers	square miles	.386
cubic feet	cubic meters	.028	square hectometers	acres	2.471
cubic yards	cubic meters	.765	cubic meters	cubic feet	35.315
fluid ounces	milliliters	29.573	cubic meters	cubic yards	1.308
pints	liters	.473	milliliters	fluid ounces	.034
quarts	liters	.946	liters	pints	2.113
gallons	liters	3.785	liters	quarts	1.057
ounces	grams	28.349	liters	gallons	.264
pounds	kilograms	.454	grams	ounces	.035
short tons	metric tons	.907	kilograms	pounds	2.205
pound-feet	newton-meters	1.356	metric tons	short tons	1.102
pound-inches	newton-meters	.11296			

# Temperature (Exact)

° F Fahrenheit temperature      5/9 (after subtracting 32)      Celsius temperature      ° C

